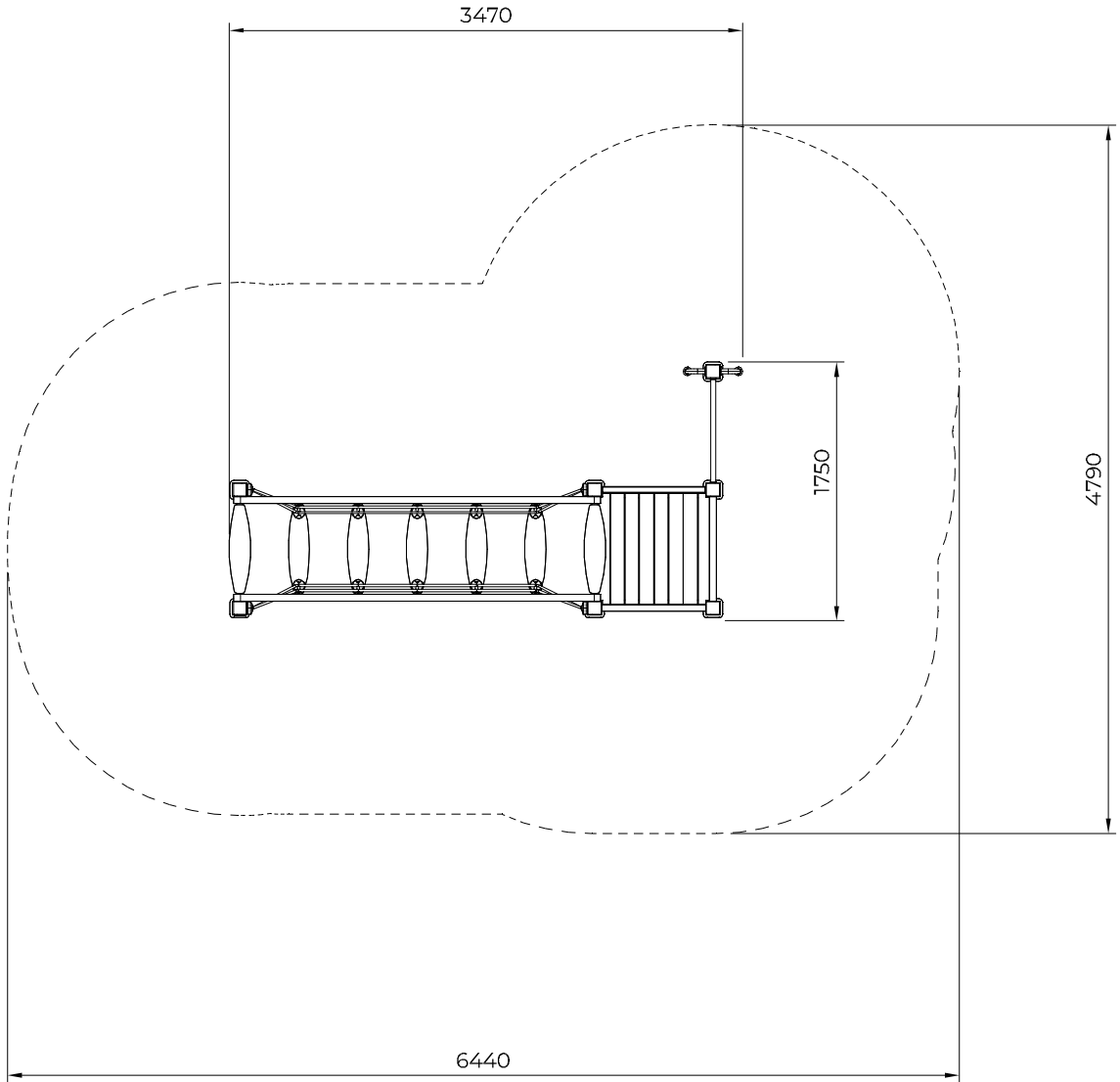
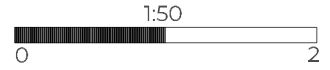
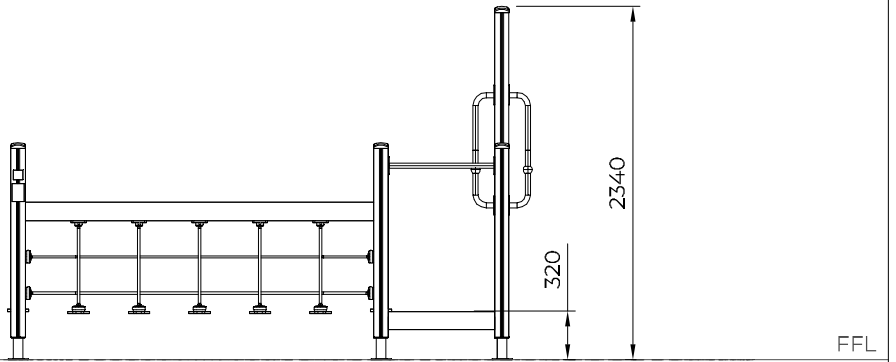
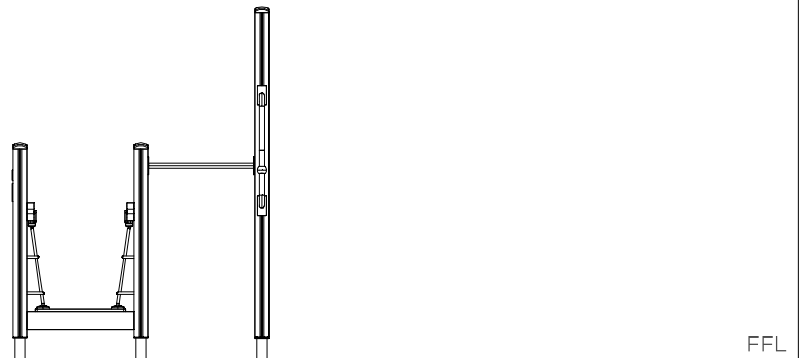


Falling Space 24 m²
Max Falling Height 320 mm

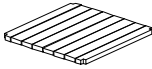


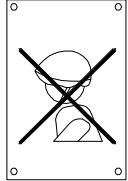

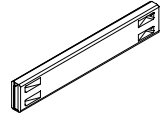
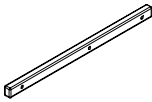
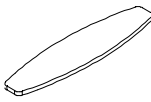

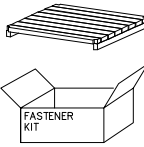
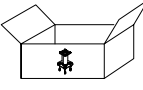
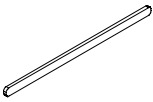
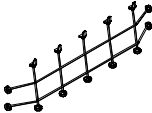
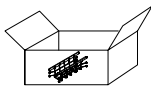
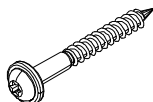
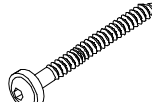
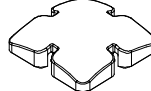
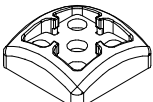

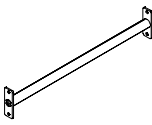
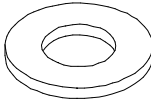
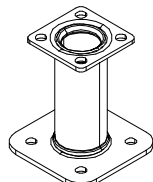
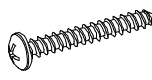

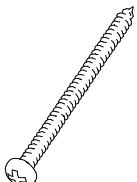




FFL = Finished Floor Level



FFL = Finished Floor Level

008986	PCS	701401-602	PCS	702286	PCS	702339	PCS	705439-217	PCS	706439-602	PCS
	1		6		1		1		2		5
750x750		L 1250		65x65		118x78				L 704	
706443	PCS	706453	PCS	706484-602	PCS	706535	PCS	706551	PCS	707255-602	PCS
	2		7		1		1		7		2
32x45x702		15x145x600		93x93x2150						45x120x2480	
707260-303	PCS	707268	PCS	900240	PCS	903093	PCS	905138	PCS	905196	PCS
	2		1		8		20		7		7
2375x600				Ø8x70		Ø8x90		GRAY		GRAY	
907694-217	PCS	909256	PCS	909531	PCS	980114	PCS	980123	PCS	980131	PCS
	2		16		7		8		24		28
L 704		Ø16/8.4		130x130x150		Ø4x20		Ø7x60		Ø6x60	
	PCS		PCS		PCS		PCS		PCS		PCS
	PCS		PCS		PCS		PCS		PCS		PCS
	PCS		PCS		PCS		PCS		PCS		PCS