

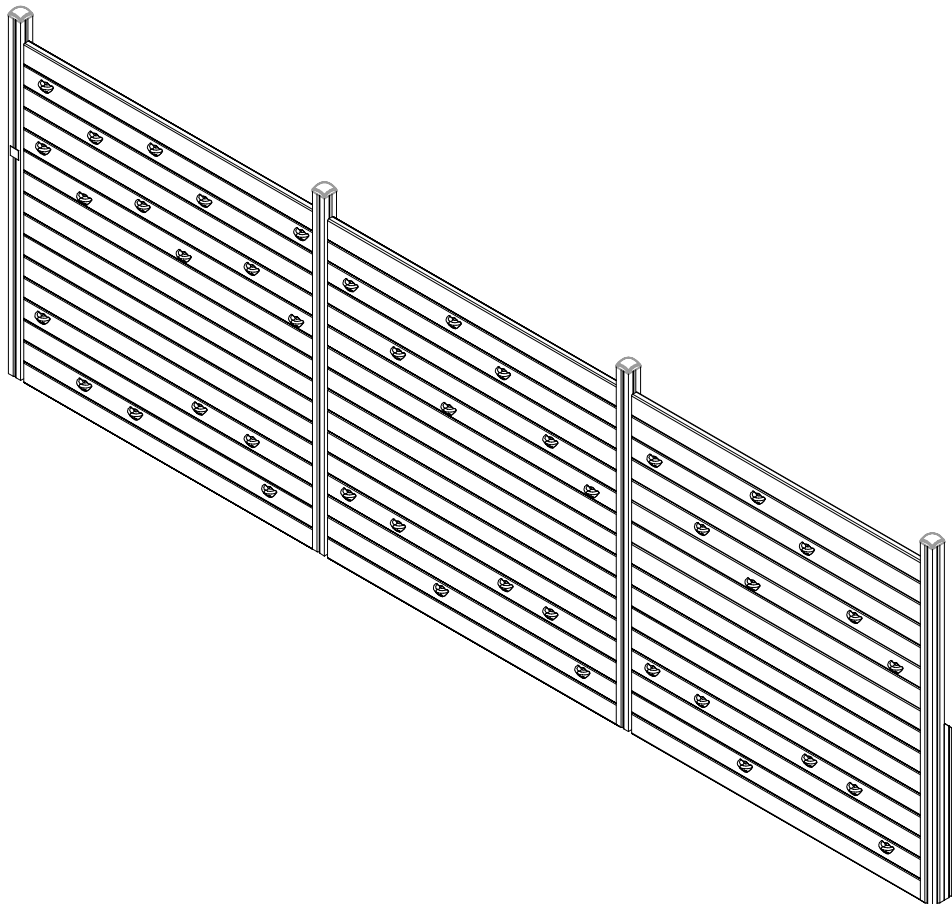
LAPPSET®

BASIC PRODUCTS




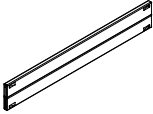
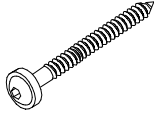
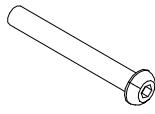
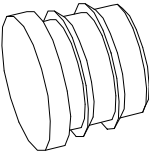
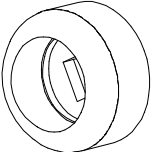
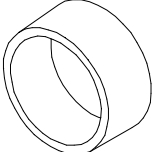
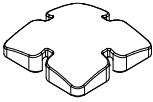
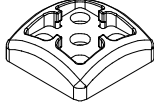
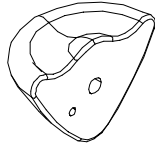

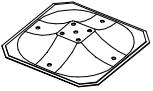
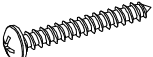
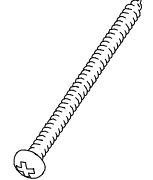
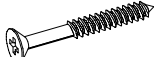


A SENNUSOHJE
MONTERINGSANSVISNING
INSTALLATION INSTRUCTION
AUFBAUANLEITUNG
NOTICE D'INSTALLATION

DATE: 12.2.2025

Q18742



DATE: 12.2.2025

702286  65x65	PCS 1	703328  L 1800	PCS 4	706568  93x93x3000	PCS 4	707273  45x290x2324	PCS 24	903093  Ø8x90	PCS 96	904616  M10x90	PCS 43
905066  S30H	PCS 12	905090  Ø45	PCS 43	905115  Ø30	PCS 43	905138  GRAY	PCS 4	905196  GRAY	PCS 4	907655 	PCS 43
909231  8x130	PCS 12	909519  380x380	PCS 4	980114  Ø4x20	PCS 4	980131  Ø6x60	PCS 16	980140  Ø4.5x45	PCS 43	980151  Ø16/8,4	PCS 12
980161  M10	PCS 43		PCS		PCS		PCS		PCS		PCS
	PCS		PCS		PCS		PCS		PCS		PCS
	PCS		PCS		PCS		PCS		PCS		PCS

