




RECOMMENDATIONS

- 

Adjust the volume to avoid disturbing nearby residences. Consider changing noise levels throughout the day and ensuring the volume remains audible, or use advanced time and audio settings for better control.
- 

Regular cleaning is essential to maintain optimal performance and uphold the product warranty.

WARNING

- 

Do not attempt to repair a defect without Lappset's authorization.
- Only use Lappset original parts to maintain safety and certification.

CONTACT

Nieuwenkampsmaten 12
7472 DE Goor | The Netherlands
+31 (0)547 289 410

© Lappset Group Ltd 2024. All rights reserved.




SCAN THE QR CODE


And control how you play


Or visit the website:
www.lappsetconnect.com



UNLOCK NEW GAMEPLAY OPTIONS

- 

Find the nearest device
and dive into gameplay instantly
- 

Discover all games
with our updated suggestions
- 

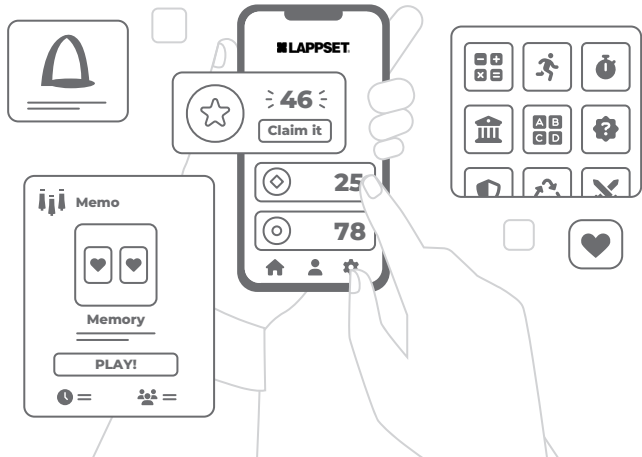
Claim your score
and share it with your friends

More information and features can be found on our website
<http://www.lappset.com>

DISCOVER ALL GAMES

Stand close to the interactive playset and open the app by scanning the QR code.

-  Sona
-  Luna
-  Memo
-  Fono
-  Sutu
-  Toro



WE'D LOVE TO HEAR FROM YOU!

Use our feedback feature to share your thoughts and experiences with us directly.

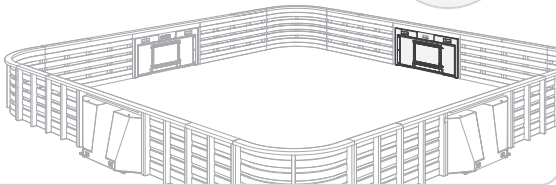


2

**Lappset
Dashboard**

SET IT UP

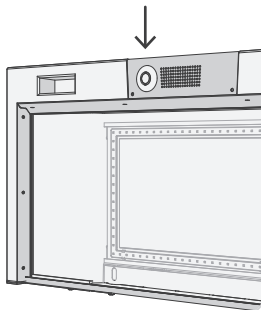
Look for the master device.
Equipped with power button.



START A GAME

Press the button.



Example
"4Play
Defend your goal with
four lives."

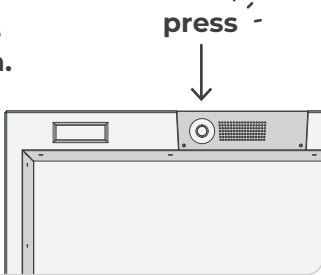


After a period of inactivity, the Toro enters standby mode. Pressing the button starts a new game, and pressing again cycles through available games. The standby mode time can be set in the Lappset Dashboard.

CHANGE THE GAME


Once the game has started, press again.

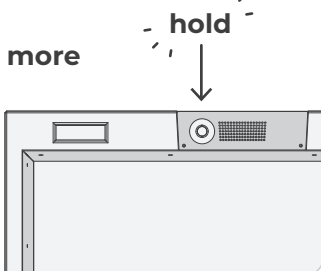
-  **within 10s**
Next game
-  **after 10s**
Restart game



CHANGE THE LANGUAGE

Hold the button for more than 3 seconds.

-  **hold +3s**
Next language



The language change feature only works if multiple language versions are installed on the Toro. If no other languages are available, holding the button for more than 5 seconds will put the Toro into standby mode. We recommend installing just one language.

SCAN THE QR CODE

Manage your settings online

Or visit the website:
www.dashboard.lappset.com



WHAT CAN YOU DO?



Control

-  Volume
-  Games
-  On/Off
-  Language
-  Light

Review statistics

-  User control
-  Popular games
-  Track playtime

Submit issue report





-  Our system detects issues and notifies you immediately.
-  Or create and send your own report.

More information and features can be found on the landing page of <http://www.dashboard.lappset.com>




UNIFIED PRODUCT CONTROL

-  Sona
-  Fono
-  Memo
-  Sutu

TIME / VOLUME

- Set daily schedule** Volume 
- Mon **From** 08:00 **To** 22:00
- Advanced settings**
- Mon 
- Tue 
- Wed 

INSTALL AND ACTIVATE GAMES

-  Monster
-  Runtime
-  Result Race