


LAPPSET®

FINNO





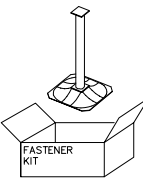

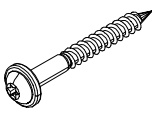
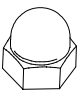
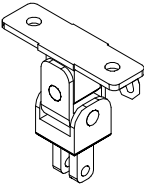
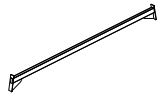


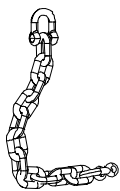
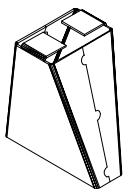

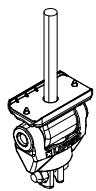

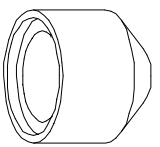
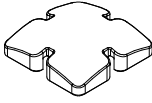
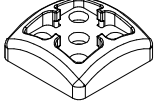
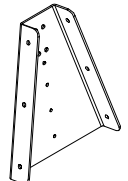
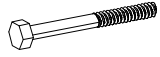
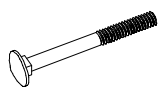
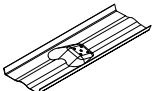
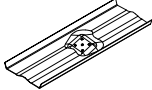
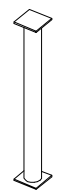
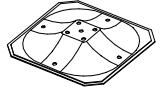
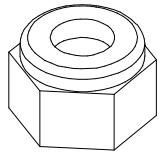
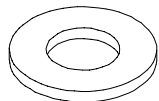
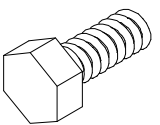
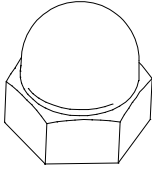
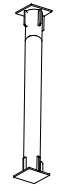
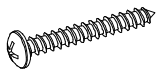
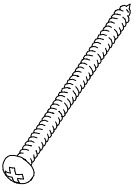


ASENNUSOHJE
MONTERINGSANSVISNING
INSTALLATION INSTRUCTION
AUFBAUANLEITUNG
NOTICE D'INSTALLATION

DATE: 8.8.2024

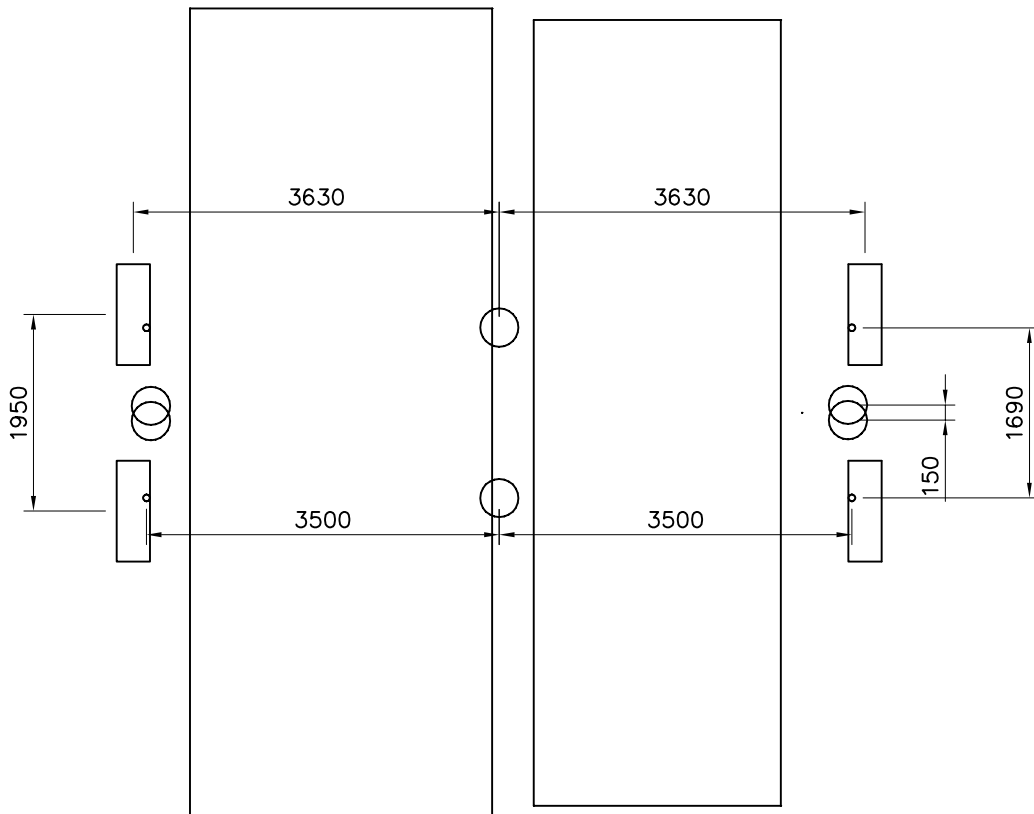

Q17787



DATE: 8.8.2024

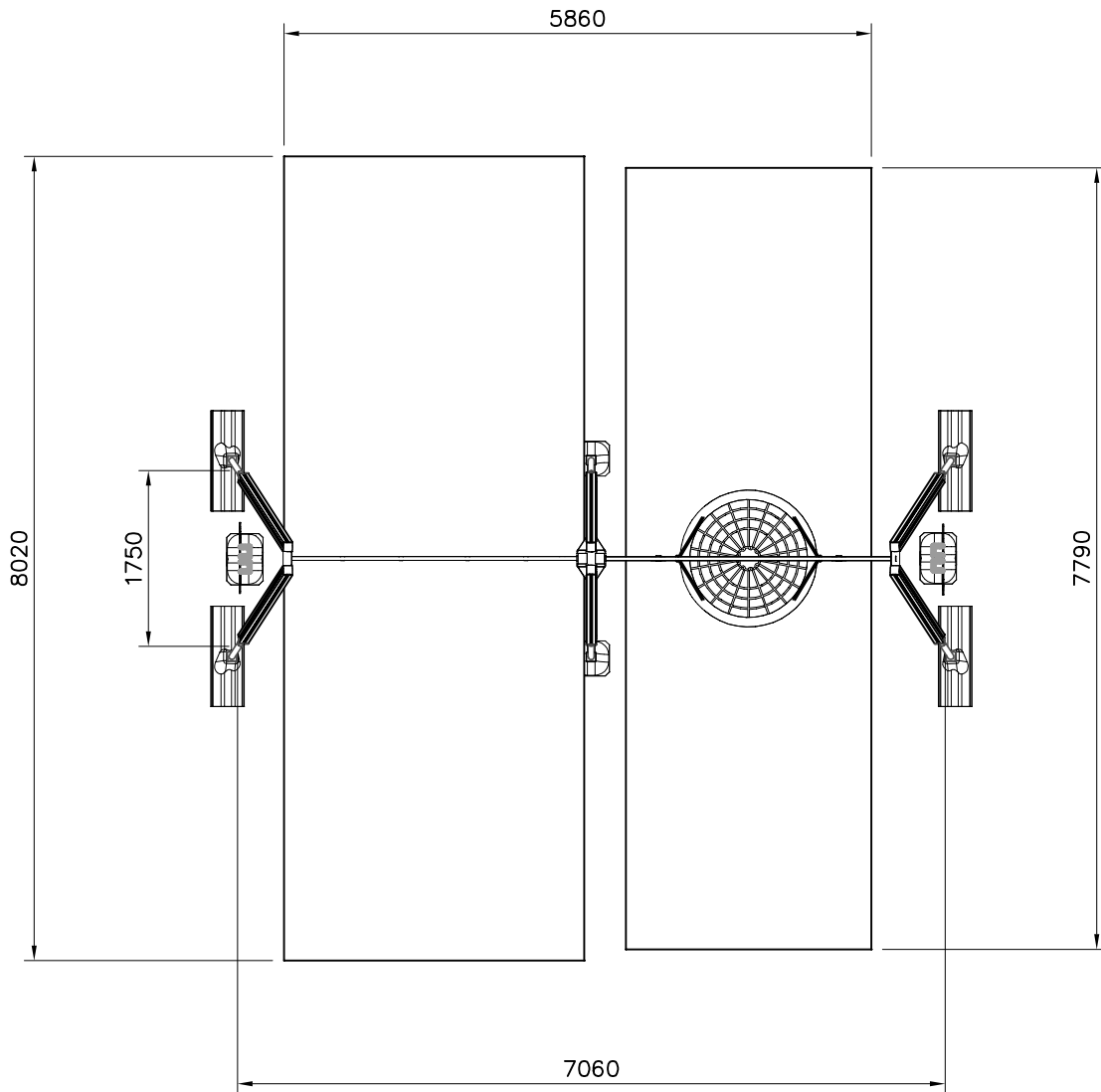
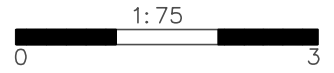
702341  90x50	PCS 1	702533  118x78	PCS 1	703248 	PCS 1	706441-603  93x93x1550	PCS 4	706531  L2650	PCS 4	710573-603  L2650	PCS 6
900240  8x70	PCS 12	900965  M10	PCS 8	901958  L2940	PCS 2	901959  L2940	PCS 1	902234  M12	PCS 4	903149  M12x30	PCS 8
903577  L2940	PCS 2	904317  M10	PCS 1	904333  L2940	PCS 1	904904  Ø44.5	PCS 4	905087  M10	PCS 18	905104  M10	PCS 24
905138  GRAY	PCS 10	905196  GRAY	PCS 10	905991  L 1000	PCS 2	906499  M12x110	PCS 4	909110  M12x120	PCS 18	909507  L 1000	PCS 2
909508  L 1000	PCS 2	909511  90x90x650	PCS 4	909519  50x380x380	PCS 6	909637  M10	PCS 24	909638  Ø20/10.5	PCS 64	909639  M10x25	PCS 32
909644  M12	PCS 26	911155  L650	PCS 6	980114  Ø4x20	PCS 4	980131  Ø6x60	PCS 40	980154  Ø24x13	PCS 42	P15029  L 1900	PCS 2
	PCS		PCS		PCS		PCS		PCS		PCS

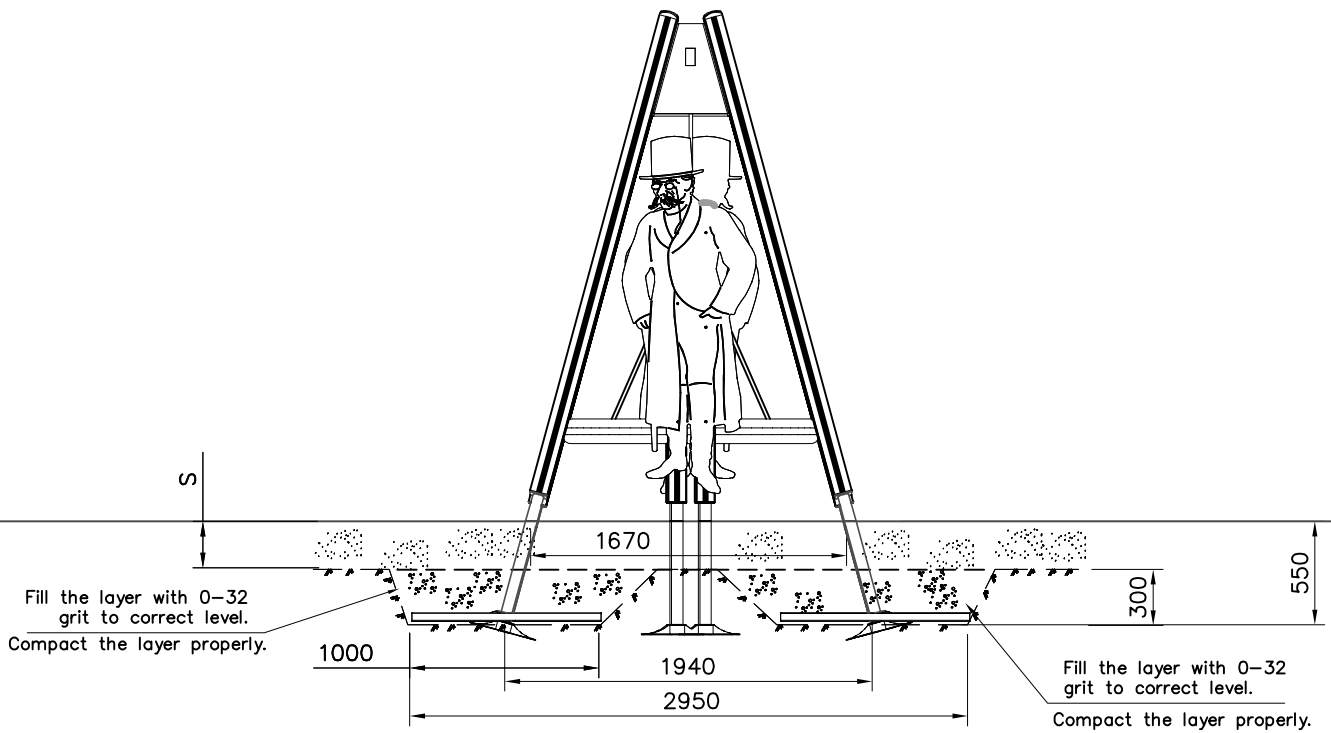
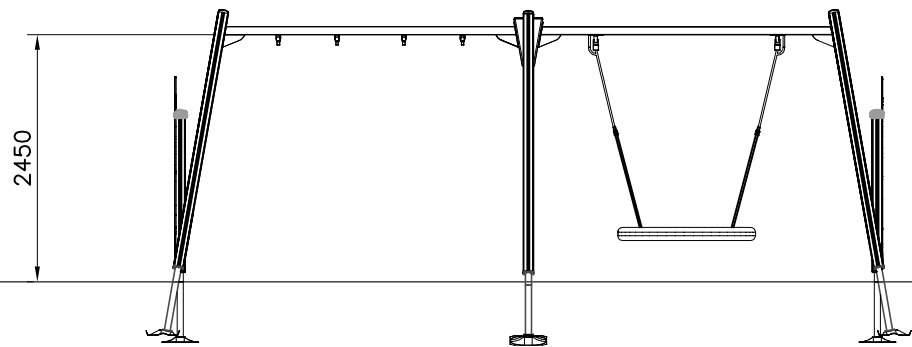
—— EN/AS Impact Area 43.1 m²
----- Falling Space 43.1 m²

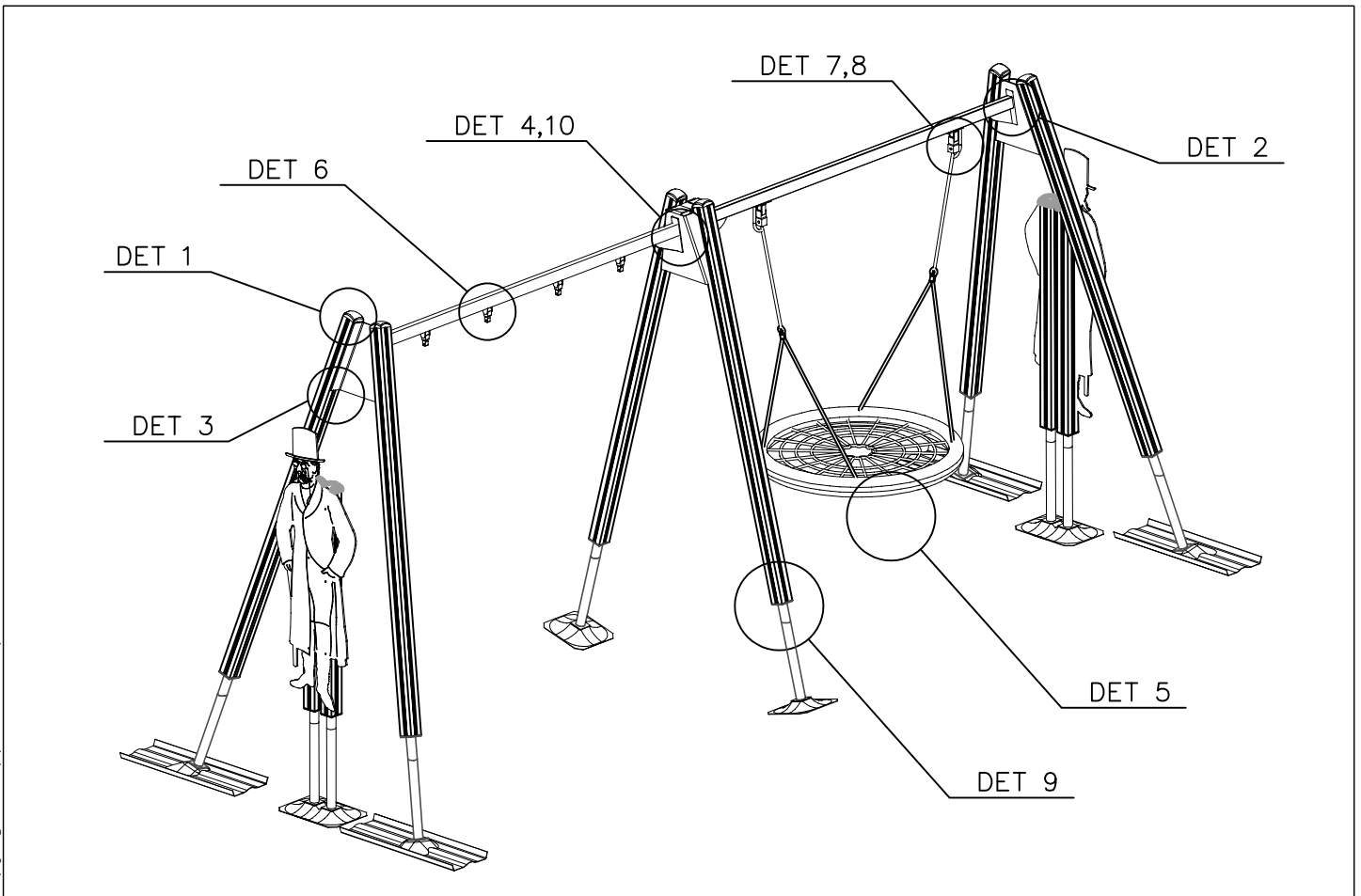
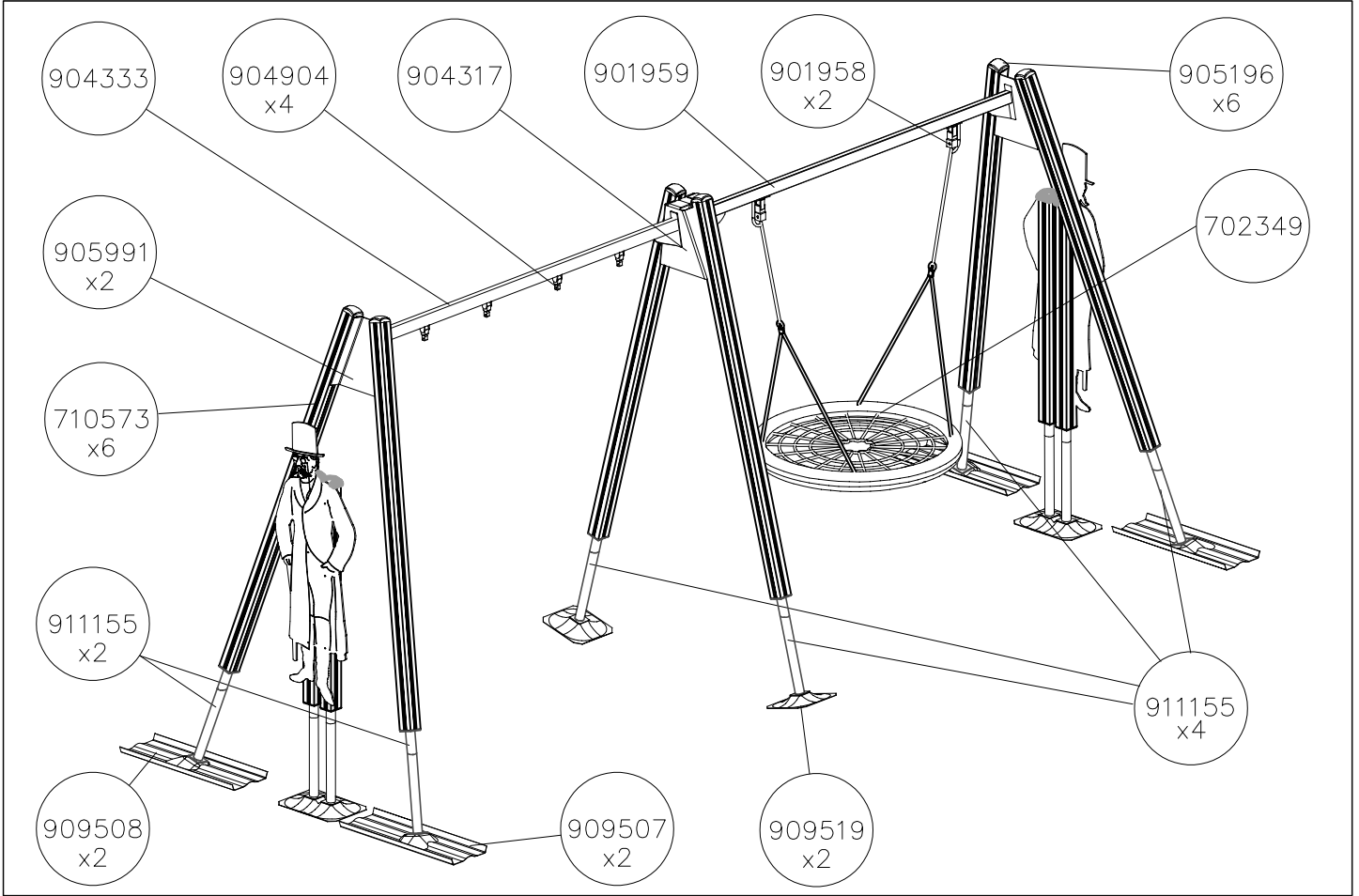


	<p>Cut 60mm from both earth pressure plates 909519 and install the legs 909511 with two bolts from one edge</p>	

- EN/AS Impact Area 43.1 m²
- - - - Falling Space 43.1 m²
- Max Falling Height 1400 mm







<p>DET 1</p> <p>6x60 980131</p>	<p>DET 2</p> <p>Ø24/13 (980154) M12 (909644) 80Nm (M12) M10 (900965) 45Nm (M10) M12x30 (903149) M10x25 (909639) Ø20/10.5 (909638)</p>	<p>DET 3</p> <p>Ø44.5 905087 M12x120 909110 M12 (909644) Ø24/13 (980154)</p>	<p>DET 4</p> <p>Ø44.5 905087 M12x120 909110 Ø24/13 (980154)</p>
<p>DET 5</p> <p>>400</p>	<p>DET 6</p> <p>M12 980154 Ø24/13 904904</p>	<p>DET 7</p> <p>M12x110 Ø24/13 901958 M8x35 Ø24/13 M12 M8 CUT EXTRA CHAIN</p>	<p>DET 8</p> <p>901958 903577</p>
<p>DET 9</p> <p>M10 905104 909521</p>	<p>DET 10</p> <p>904317</p>		



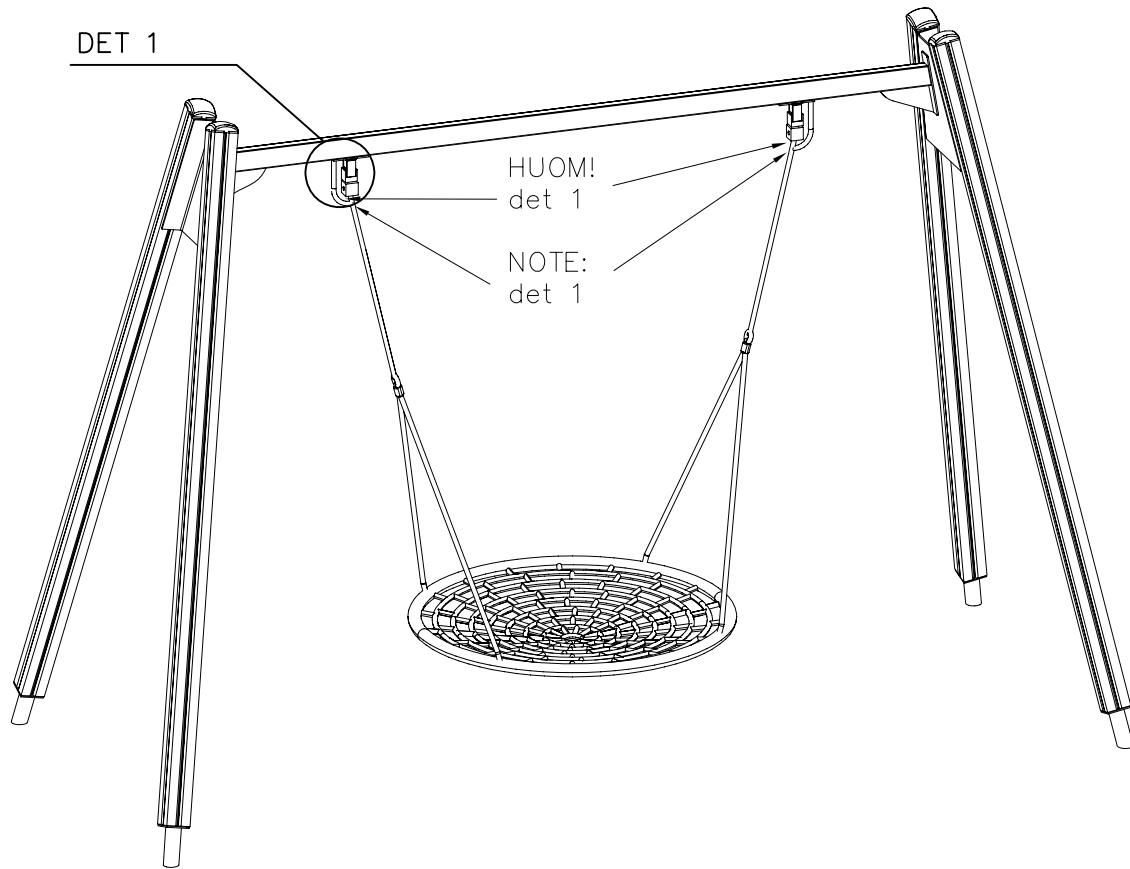
		
<p>$h < 600$</p> <p>Without movement and therefore without Impact Area</p>	<p>Totally hard surfaces.</p> <p>Note. Lappset does <u>not recommend</u> totally hard surfaces at all.</p>	<p>E.g. concrete or asphalt</p> 
<p>$h < 600$</p> <p>With movement e.g. rocking</p>	<p>Materials with very limited impact attenuating properties.</p>	<p>E.g. wood</p> 
<p>$h < 1000$</p>	<p>Materials with significant impact attenuating properties.</p>	<p>fine gravel 0–8 mm</p>  <p>grass</p>  <p>unsorted sand</p> 
<p>$h < 3000$</p>	<p>Loose fill material</p> <p>E.g. sand/gravel 0,25...8 mm D60/D10<3,0 Woodchips 5...30 mm bark 20...80 mm</p>	 <p>\underline{S} \underline{h}</p> <p>30 cm < 2,0 m</p> <p>40 cm < 3,0 m</p>
	<p>Syntethic granulates</p> <p>\underline{S} \underline{h}</p> <p>40 mm ~> 1,2...1,3 m</p> <p>50 mm ~> 1,5...1,7 m</p> <p>60 mm ~> 1,8...2,0 m</p> <p>70 mm ~> 2,1...2,5 m</p> <p>Note. For accurate values, see manufacturer's instructions.</p>	

REMOVE SAFETY SURFACE/SAND/GRAVEL
TO CHECK FOUNDATION

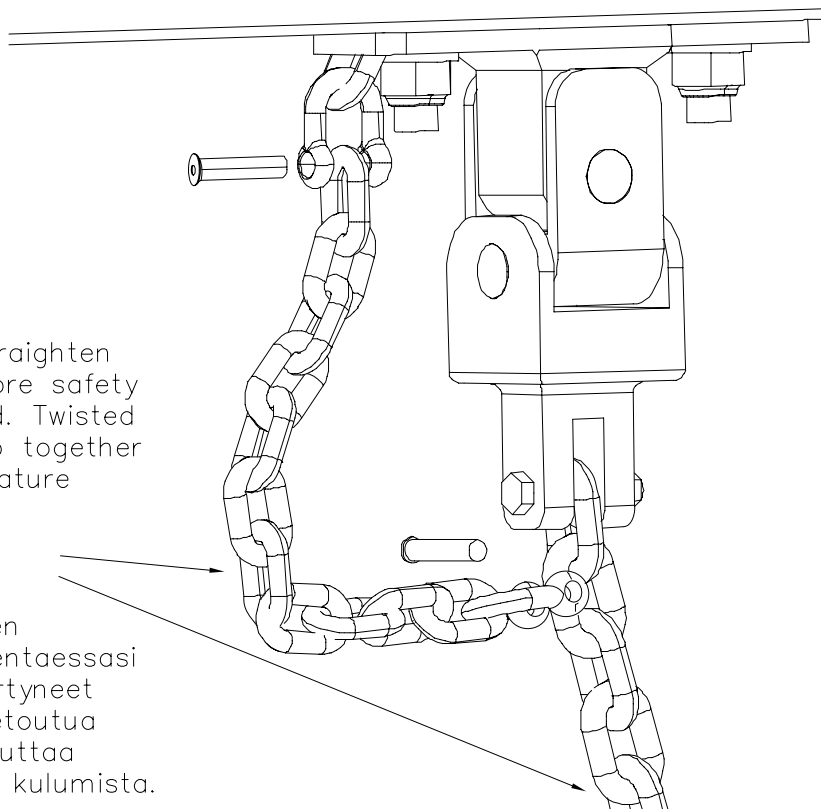


REMOVE SAFETY SURFACE/SAND/GRAVEL
TO CHECK FOUNDATION





DET 1



LAPPSET®
BETON FOUNDATION

FOOT

DATE: 27.10.2015

1(1)

② 905104	PCS		PCS
	4		
 M10	PCS		PCS



905104



Tuotekyltti tulee tuotteen mukana yhdellä seuraavista tavoista:

1) Metallinen tuotekyltti ja kiinnitysruuvit

- Kiinnitä tuotekyltti ruuveilla tolppaan noin 2 metrin korkeuteen kuvan 1 mukaisesti.

2) Tuotekyltitarra

- Puhdista maalattu metalli- tai vaneripinta pölystä ja kosteudesta. Liimaa tarra kuvan 2 mukaisesti.
- Huom. Älä kiinnitä tarraa karheapintaiseen laminaattiin tai maalattuun puuhun.

Vår produktmärkning levereras på ett av följande sätt:

1) Produktskylt i metall

- Fäst skylten med de medföljande skruvarna

2) Självhäftande produktetikett

- Rengör den pulverlackerade metallytan eller laminatyten så att den blir fri från smuts och fukt. Fäst etiketten enligt fig. 2.
- Obs! Fäst ej etiketten på detaljer med skrovlig yta eller på målat trä.

Product label is delivered by one of following ways:

1) Metal product label and screws

- Fasten the label with screws.

2) Label sticker

- Clean the painted metal or plywood surface from dirt and moisture. Fasten the sticker as shown in the figure 2.
- Note. Do not attach the sticker to rough surfaced laminate or painted wood.

La plaque d'informations produit est livrée sous l'une de ces 3 formes :

1) Plaque métallique et vis

- Fixez la plaque à l'aide des vis.

2) Etiquette autocollante

- Avant de coller l'étiquette, nettoyez le composant métallique peint ou la plaque de contreplaqué, de toute saleté. La surface doit être sèche (voir image 2).
- Attention, ne pas coller l'étiquette sur une surface lamellé-collée irrégulière ou sur du bois peint.

Die Auslieferung des Produktaufklebers erfolgt auf eine dieser Arten:

1) Produkt-Schild aus Metall incl. Schrauben

- Die Befestigung des Schildes erfolgt mittels der Schrauben.

2) Aufkleber

- Entfernen Sie zunächst Schmutz und Feuchtigkeit vom lackierten Metall bzw. von der Holzoberfläche und bringen Sie den Aufkleber wie im Bild oben rechts beschrieben auf den gesäuberten Untergrund auf.
- Beachten Sie: Bringen Sie den Aufkleber nicht auf raues laminiertes oder lackiertes Holz an.



LAPPSET® DEEP FOUNDATION

FOOT

DATE: 15.5.2018

1(1)



① 909511	PCS	② 909519	PCS
	1		1
90x90x650		50x380x380	
③ 909637	PCS	④ 909638	PCS
	4		8
M10		Ø20/10.5	
⑤ 909639	PCS	⑥ 905104	PCS
	4		4
M10x25		M10	

OPTION FOOT

① 911155	PCS		PCS
	1		
90x90x650			