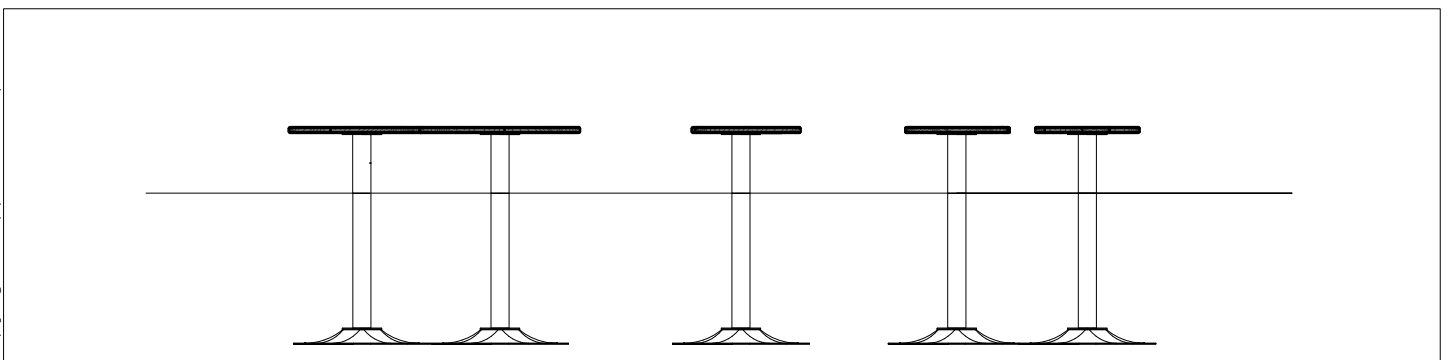
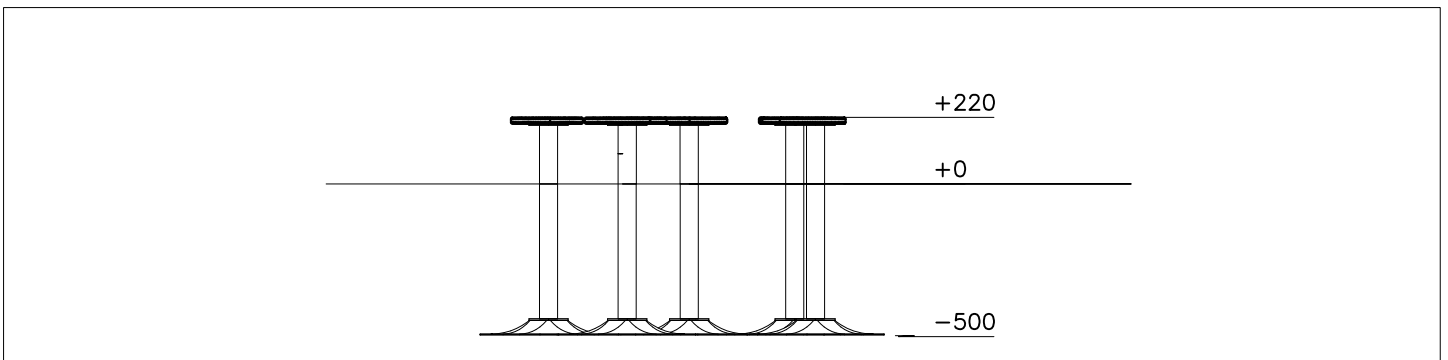
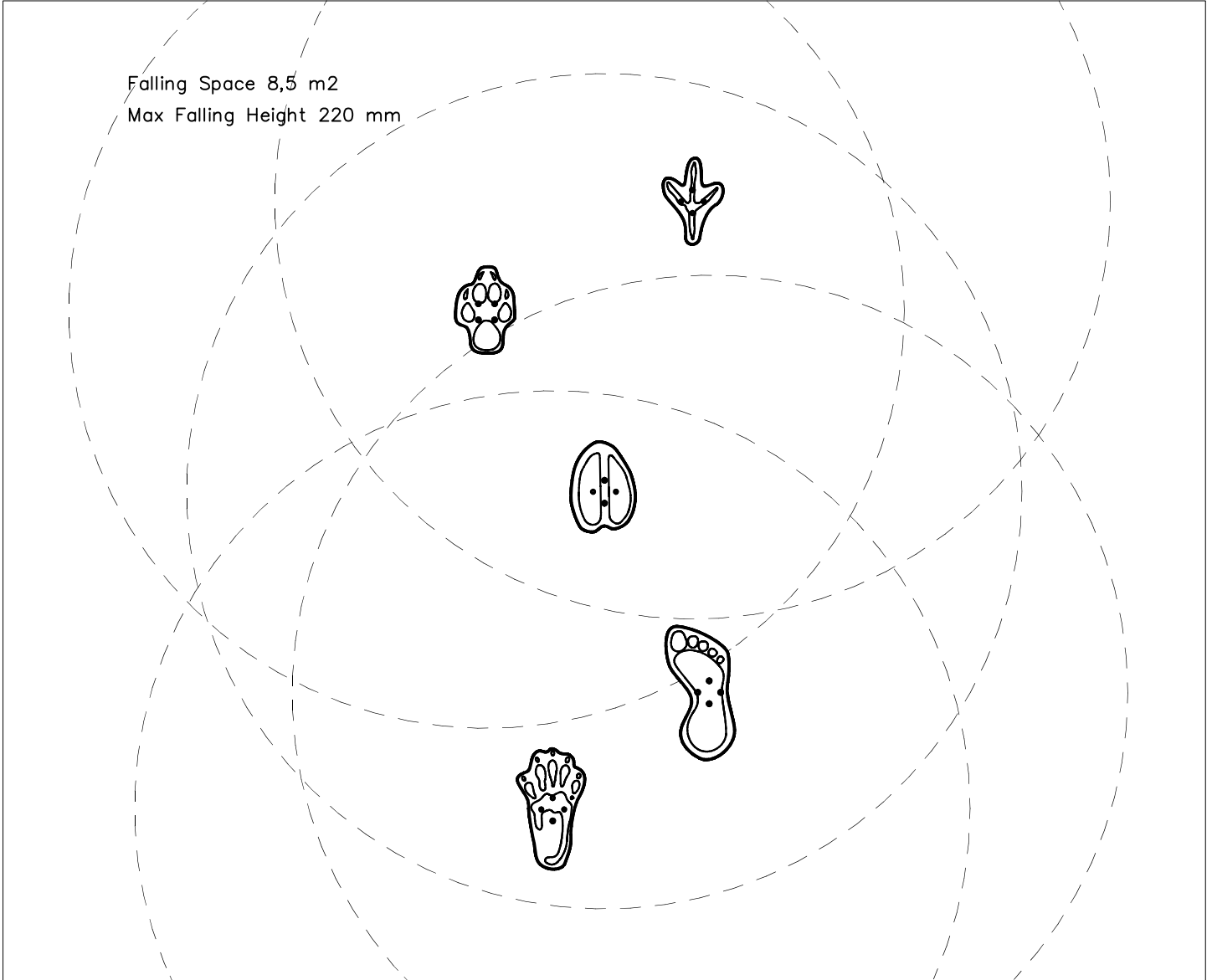

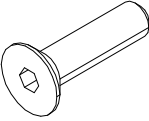
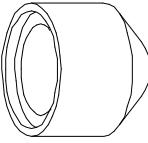
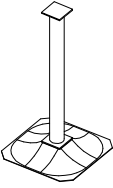
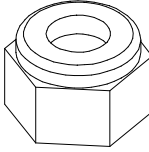
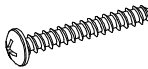

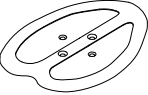

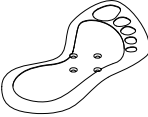




Falling Space 8,5 m²
Max Falling Height 220 mm



DATE: 21.10.2020

| | | | | | | | | | | | |
|---|-----|---|-----|---|-----|---|-----|---|-----|---|-----|
| 702286 | PCS | 901487 | PCS | 905104 | PCS | 909521 | PCS | 909637 | PCS | 980114 | PCS |
|  | 1 |  | 20 |  | 20 |  | 5 |  | 20 |  | 4 |
| 65x65 | | M10x40 | | M10 | |  | | Ø20/10,5 | | Ø4x20 | |
| P14879 | PCS | P14880 | PCS | P14881 | PCS | P14882 | PCS | P14883 | PCS | | PCS |
|  | 1 |  | 1 |  | 1 |  | 1 |  | 1 | | |
| | PCS | | PCS | | PCS | | PCS | | PCS | | PCS |
| | | | | | | | | | | | |
| | PCS | | PCS | | PCS | | PCS | | PCS | | PCS |
| | | | | | | | | | | | |
| | PCS | | PCS | | PCS | | PCS | | PCS | | PCS |
| | | | | | | | | | | | |
| | PCS | | PCS | | PCS | | PCS | | PCS | | PCS |
| | | | | | | | | | | | |

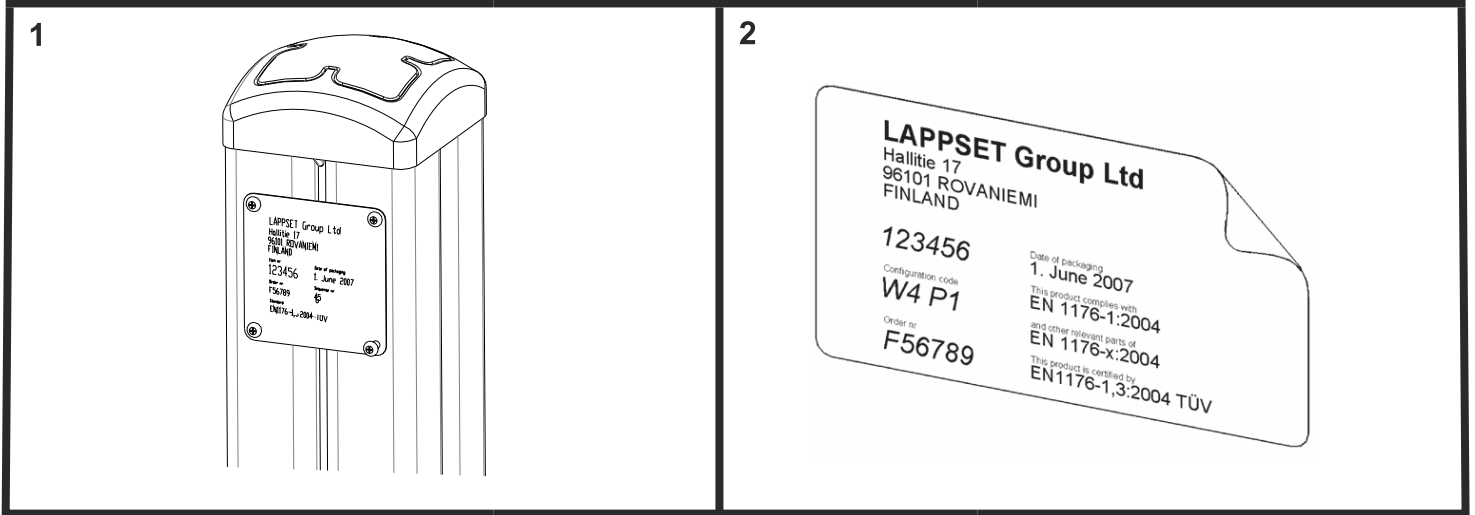
| | | | | | | | | | | | | |
|---|--|---|-----------------|-----------------|----------------|---------|----------------|---------|----------------|-------|----------------|---|
|  | | | | | | | | | | | | |
| <p>$h < 600$</p> <p>Without movement and therefore without Impact Area</p> | <p>Totally hard surfaces.</p> <p>Note. Lappset does <u>not recommend</u> totally hard surfaces at all.</p> | <p>E.g. concrete or asphalt</p>  | | | | | | | | | | |
| <p>$h < 600$</p> <p>With movement e.g. rocking</p> | <p>Materials with very limited impact attenuating properties.</p> | <p>E.g. wood</p>  | | | | | | | | | | |
| <p>$h < 1000$</p> | <p>Materials with significant impact attenuating properties.</p> | <p>fine gravel 0–8 mm</p>  <p>grass</p>  <p>unsorted sand</p>  | | | | | | | | | | |
| <p>$h < 3000$</p> | <p>Loose fill material</p> <p>E.g. sand/gravel 0,25...8 mm D60/D10<3,0 Woodchips 5...30 mm bark 20...80 mm</p> |  <table data-bbox="1021 1691 1332 1792"> <tr> <td>\underline{S}</td> <td>\underline{h}</td> </tr> <tr> <td>30 cm</td> <td>< 2,0 m</td> </tr> <tr> <td>40 cm</td> <td>< 3,0 m</td> </tr> </table> | \underline{S} | \underline{h} | 30 cm | < 2,0 m | 40 cm | < 3,0 m | | | | |
| \underline{S} | \underline{h} | | | | | | | | | | | |
| 30 cm | < 2,0 m | | | | | | | | | | | |
| 40 cm | < 3,0 m | | | | | | | | | | | |
| | <p>Syntethic granulates</p> <table data-bbox="406 1892 758 2060"> <tr> <td>\underline{S}</td> <td>\underline{h}</td> </tr> <tr> <td>40 mm</td> <td>~> 1,2...1,3 m</td> </tr> <tr> <td>50 mm</td> <td>~> 1,5...1,7 m</td> </tr> <tr> <td>60 mm</td> <td>~> 1,8...2,0 m</td> </tr> <tr> <td>70 mm</td> <td>~> 2,1...2,5 m</td> </tr> </table> <p>Note. For accurate values, see manufacturer's instructions.</p> | \underline{S} | \underline{h} | 40 mm | ~> 1,2...1,3 m | 50 mm | ~> 1,5...1,7 m | 60 mm | ~> 1,8...2,0 m | 70 mm | ~> 2,1...2,5 m |  |
| \underline{S} | \underline{h} | | | | | | | | | | | |
| 40 mm | ~> 1,2...1,3 m | | | | | | | | | | | |
| 50 mm | ~> 1,5...1,7 m | | | | | | | | | | | |
| 60 mm | ~> 1,8...2,0 m | | | | | | | | | | | |
| 70 mm | ~> 2,1...2,5 m | | | | | | | | | | | |

REMOVE SAFETY SURFACE/SAND/GRAVEL
TO CHECK FOUNDATION



REMOVE SAFETY SURFACE/SAND/GRAVEL
TO CHECK FOUNDATION





Tuotekyltti tulee tuotteen mukana yhdellä seuraavista tavoista:

1) Metallinen tuotekyltti ja kiinnitysruuvit

- Kiinnitä tuotekyltti ruuveilla tolppaan noin 2 metrin korkeuteen kuvan 1 mukaisesti.

2) Tuotekyltitarra

- Puhdista maalattu metalli- tai vaneripinta pölystä ja kosteudesta. Liimaa tarra kuvan 2 mukaisesti.
- Huom. Älä kiinnitä tarraa karheapintaiseen laminaattiin tai maalattuun puuhun.

Vår produktmärkning levereras på ett av följande sätt:

1) Produktskylt i metall

- Fäst skylten med de medföljande skruvarna

2) Självhäftande produktetikett

- Rengör den pulverlackerade metallytan eller laminatyten så att den blir fri från smuts och fukt. Fäst etiketten enligt fig. 2.
- Obs! Fäst ej etiketten på detaljer med skrovlig yta eller på målat trä.

Product label is delivered by one of following ways:

1) Metal product label and screws

- Fasten the label with screws.

2) Label sticker

- Clean the painted metal or plywood surface from dirt and moisture. Fasten the sticker as shown in the figure 2.
- Note. Do not attach the sticker to rough surfaced laminate or painted wood.

La plaque d'informations produit est livrée sous l'une de ces 3 formes :

1) Plaque métallique et vis

- Fixez la plaque à l'aide des vis.

2) Etiquette autocollante

- Avant de coller l'étiquette, nettoyez le composant métallique peint ou la plaque de contreplaqué, de toute saleté. La surface doit être sèche (voir image 2).
- Attention, ne pas coller l'étiquette sur une surface lamellé-collée irrégulière ou sur du bois peint.

Die Auslieferung des Produktaufklebers erfolgt auf eine dieser Arten:

1) Produkt-Schild aus Metall incl. Schrauben

- Die Befestigung des Schildes erfolgt mittels der Schrauben.

2) Aufkleber

- Entfernen Sie zunächst Schmutz und Feuchtigkeit vom lackierten Metall bzw. von der Holzoberfläche und bringen Sie den Aufkleber wie im Bild oben rechts beschrieben auf den gesäuberten Untergrund auf.
- Beachten Sie: Bringen Sie den Aufkleber nicht auf raues laminiertes oder lackiertes Holz an.

LAPPSET®
BETON FOUNDATION

FOOT

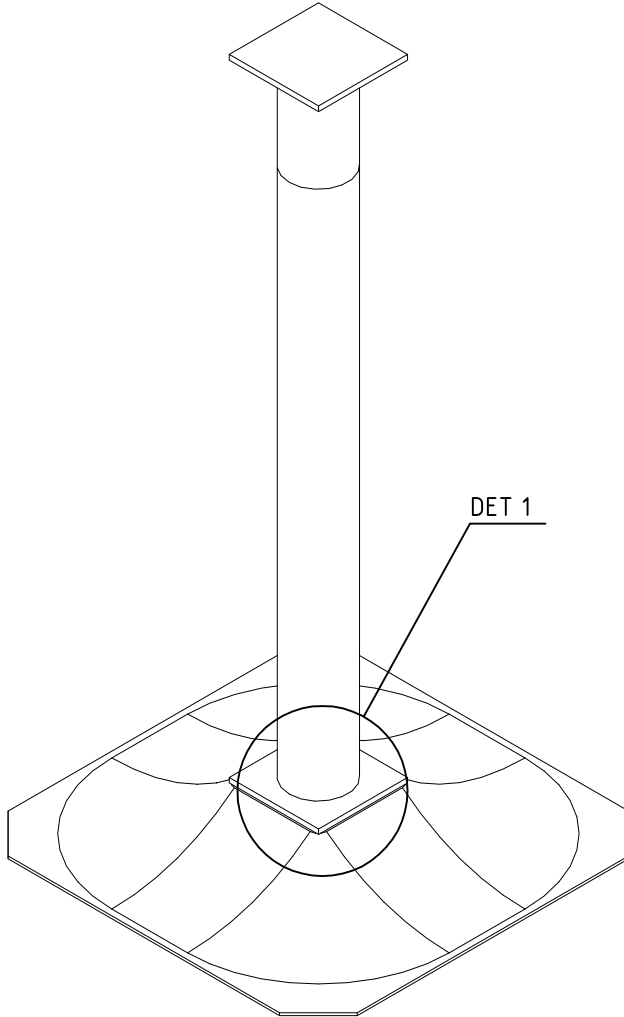
DATE: 27.10.2015


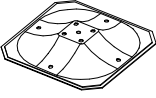



1(1)

| | | | |
|--|-----|--|-----|
| ② 905104 | PCS | | PCS |
| | 4 | | |
|  M10 | PCS | | PCS |
| | | | |



905104



| | | | | | |
|---|---|-----|---|---|-----|
| ① | 909511 | PCS | ② | 909519 | PCS |
| |  | 1 | |  | 1 |
| ③ | 909637 | PCS | ④ | 909638 | PCS |
| |  | 4 | |  | 8 |
| | M10 | | | Ø20/10.5 | |
| ⑤ | 909639 | PCS | | | PCS |
| |  | 4 | | | |
| | M10x25 | | | | |
| | | PCS | | | PCS |
| | | | | | |
| | | PCS | | | PCS |
| | | | | | |
| | | PCS | | | PCS |
| | | | | | |
| | | PCS | | | PCS |
| | | | | | |
| | | PCS | | | PCS |
| | | | | | |

DET 1

