

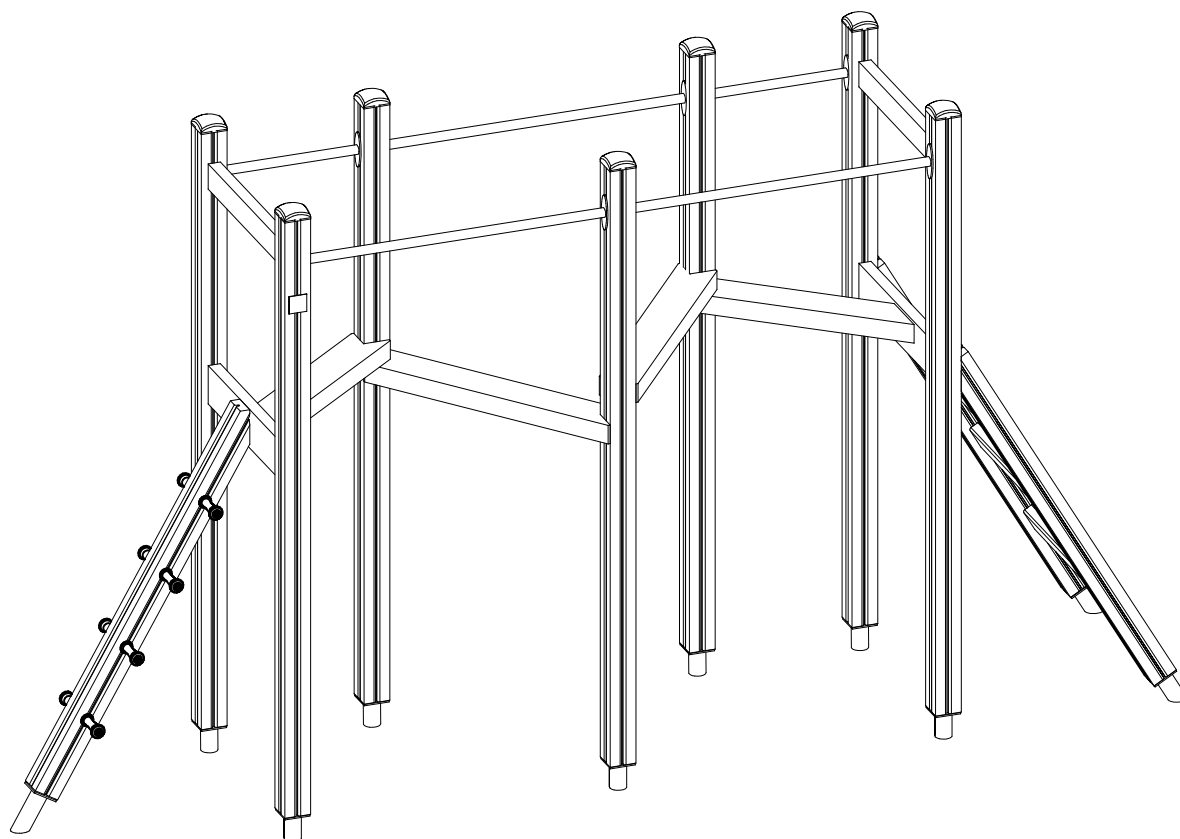
LAPPSET®

CLOVER


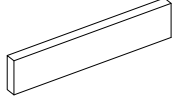

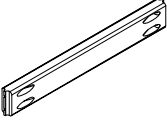

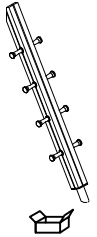
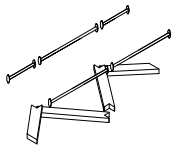
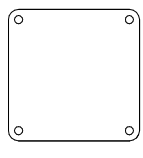
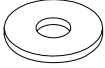

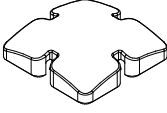
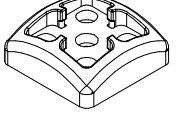
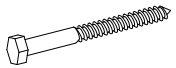
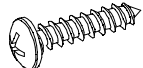
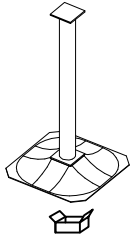
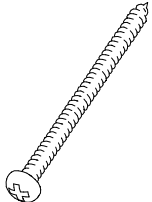
ASENNUSOHJE
MONTERINGSANSVISNING
INSTALLATION INSTRUCTION
AUFBAUANLEITUNG
NOTICE D'INSTALLATION

DATE: 8.8.2013

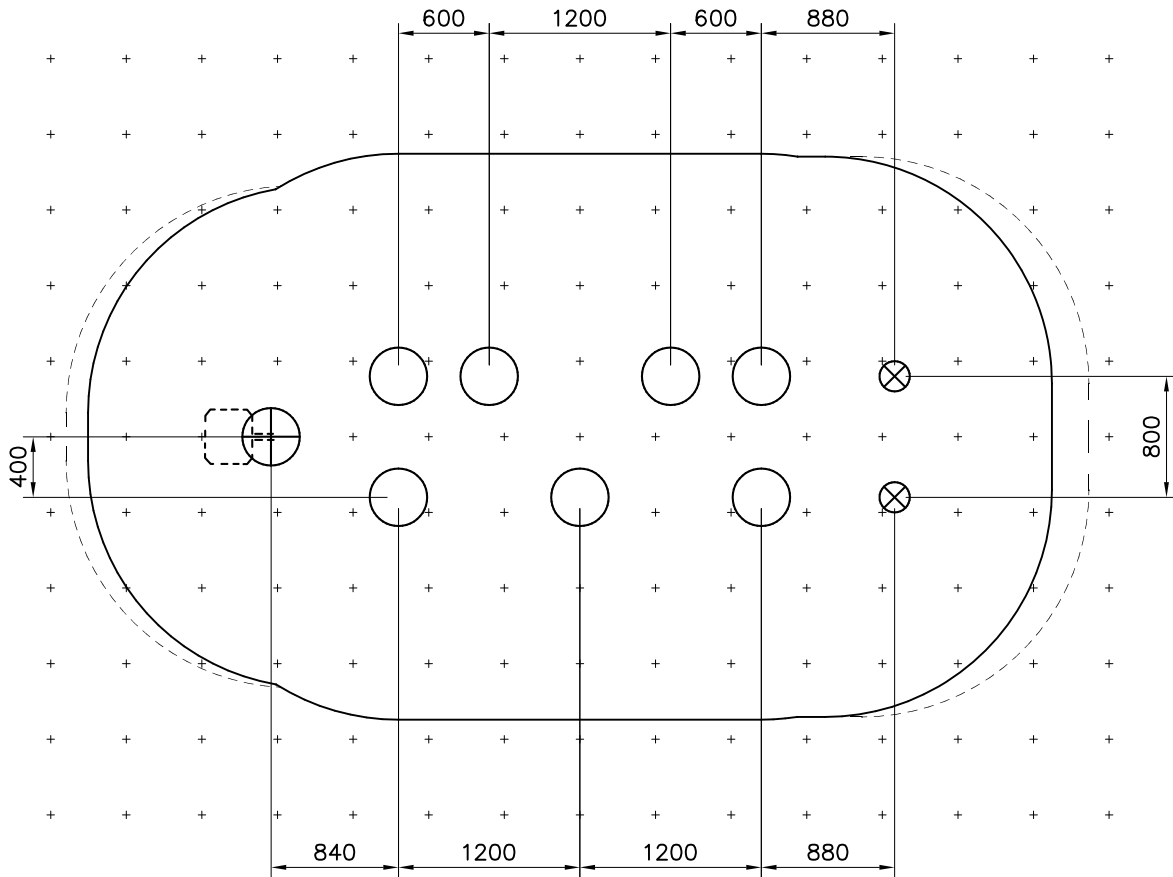
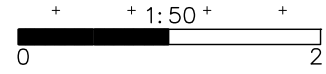
175007



DATE: 8.8.2013

 <p>703322</p> <p>L 2250</p>	<p>PCS</p> <p>7</p>	 <p>703337</p> <p>L 704</p>	<p>PCS</p> <p>2</p>	 <p>702286</p> <p>90x50</p>	<p>PCS</p> <p>1</p>	 <p>703338</p> <p>L 704 H 95</p>	<p>PCS</p> <p>2</p>	 <p>703130</p>	<p>PCS</p> <p>1</p>	 <p>703133</p>	<p>PCS</p> <p>1</p>
 <p>703140</p>	<p>PCS</p> <p>1</p>	 <p>902487</p> <p>65x65</p>	<p>PCS</p> <p>1</p>	 <p>905051</p> <p>Ø24/8.4</p>	<p>PCS</p> <p>16</p>	 <p>905104</p> <p>M10</p>	<p>PCS</p> <p>28</p>	 <p>905138</p> <p>GRAY</p>	<p>PCS</p> <p>7</p>	 <p>905196</p> <p>GRAY</p>	<p>PCS</p> <p>7</p>
 <p>909238</p> <p>8x90</p>	<p>PCS</p> <p>16</p>	 <p>909506</p> <p>Ø3.5x13</p>	<p>PCS</p> <p>4</p>	 <p>909521</p>	<p>PCS</p> <p>7</p>	 <p>980131</p> <p>Ø6x60</p>	<p>PCS</p> <p>28</p>		<p>PCS</p>		<p>PCS</p>
	<p>PCS</p>		<p>PCS</p>		<p>PCS</p>		<p>PCS</p>		<p>PCS</p>		<p>PCS</p>
	<p>PCS</p>		<p>PCS</p>		<p>PCS</p>		<p>PCS</p>		<p>PCS</p>		<p>PCS</p>
	<p>PCS</p>		<p>PCS</p>		<p>PCS</p>		<p>PCS</p>		<p>PCS</p>		<p>PCS</p>

—+—+ EN Impact Area 21.2 m²
Grid size = 500 mm
- - - - Falling Space 22.6 m²



— EN Impact Area 21.2 m²
 Max Falling Height 1530 mm
 - - - Falling Space 22.6 m²

