

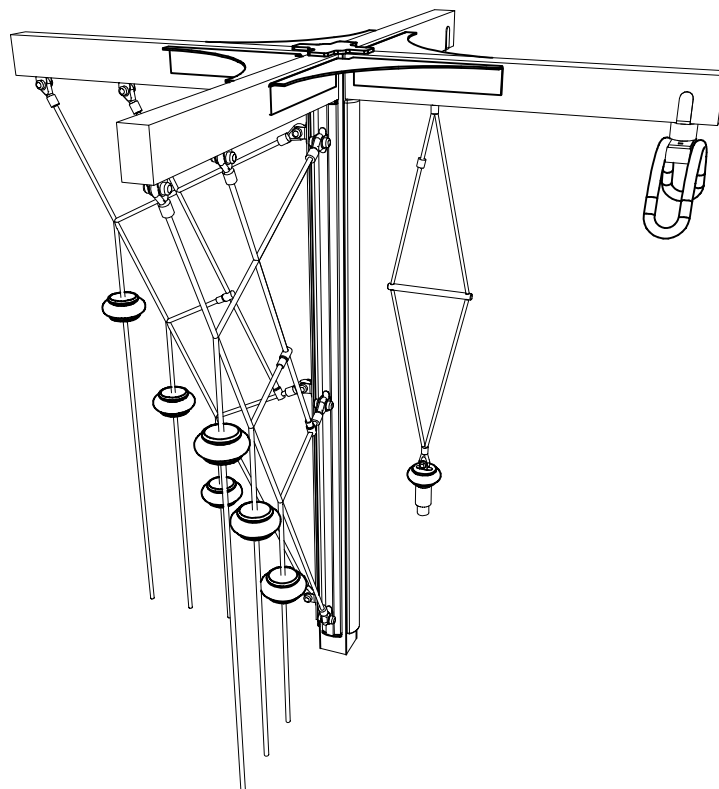
# **LAPPSET®**

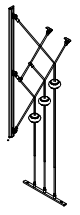

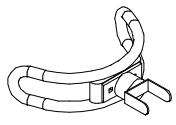
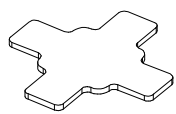

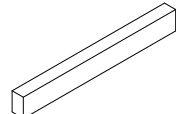
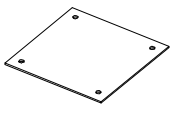
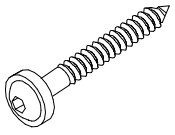


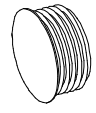
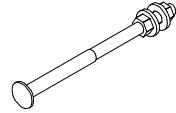
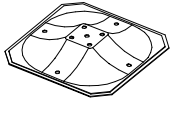
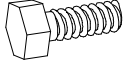



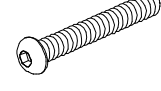
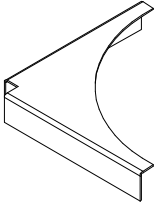


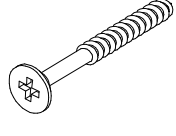
## **CLUB**

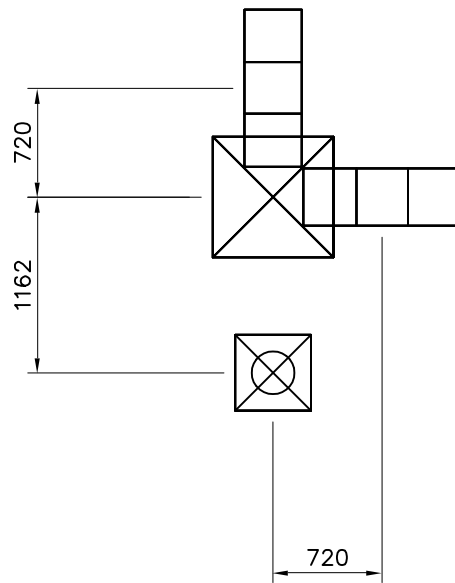
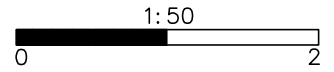
ASENNUSOHJE  
MONTERINGSANSVISNING  
INSTALLATION INSTRUCTION  
AUFBAUANLEITUNG  
NOTICE D'INSTALLATION

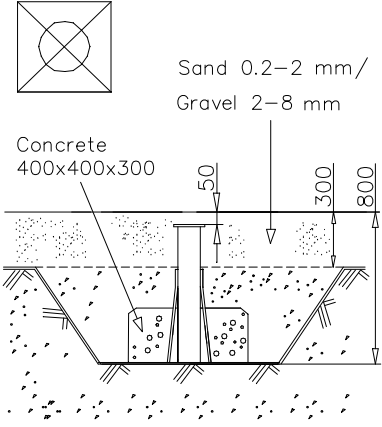
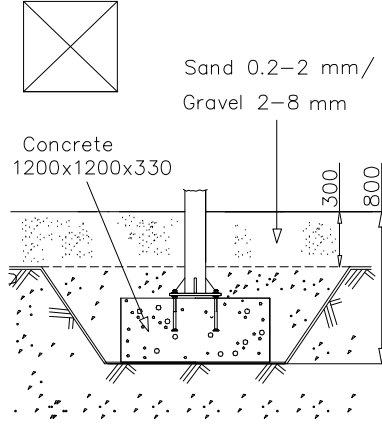
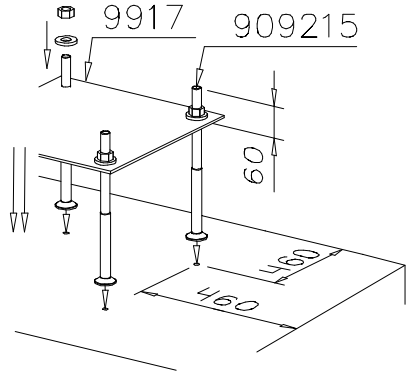
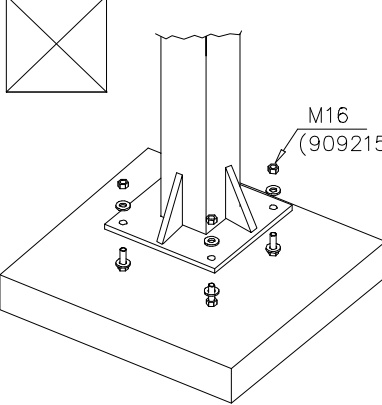
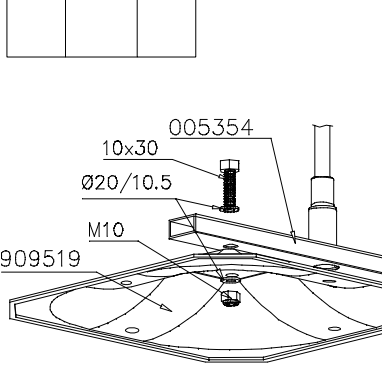
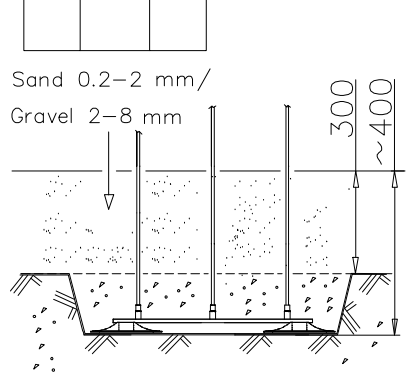
REF: 150102  
DATE: 7.2.2005

# **150102**

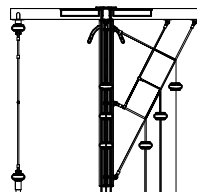
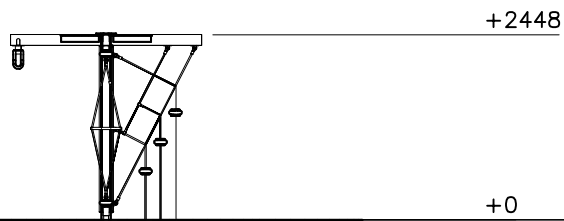
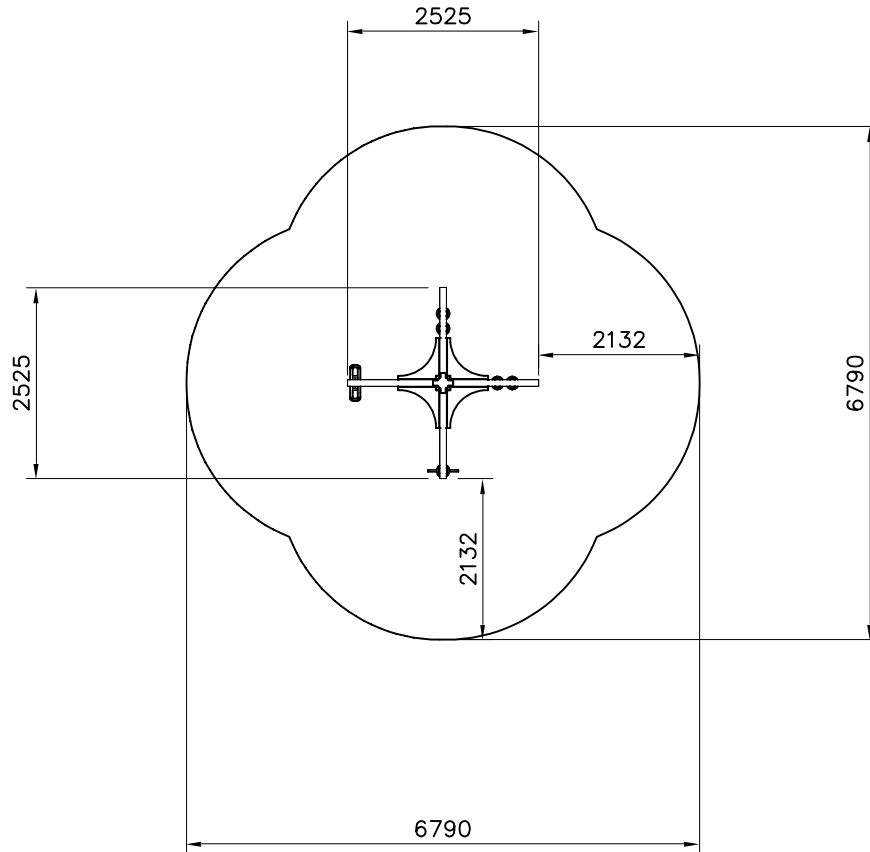
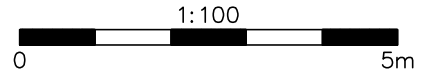


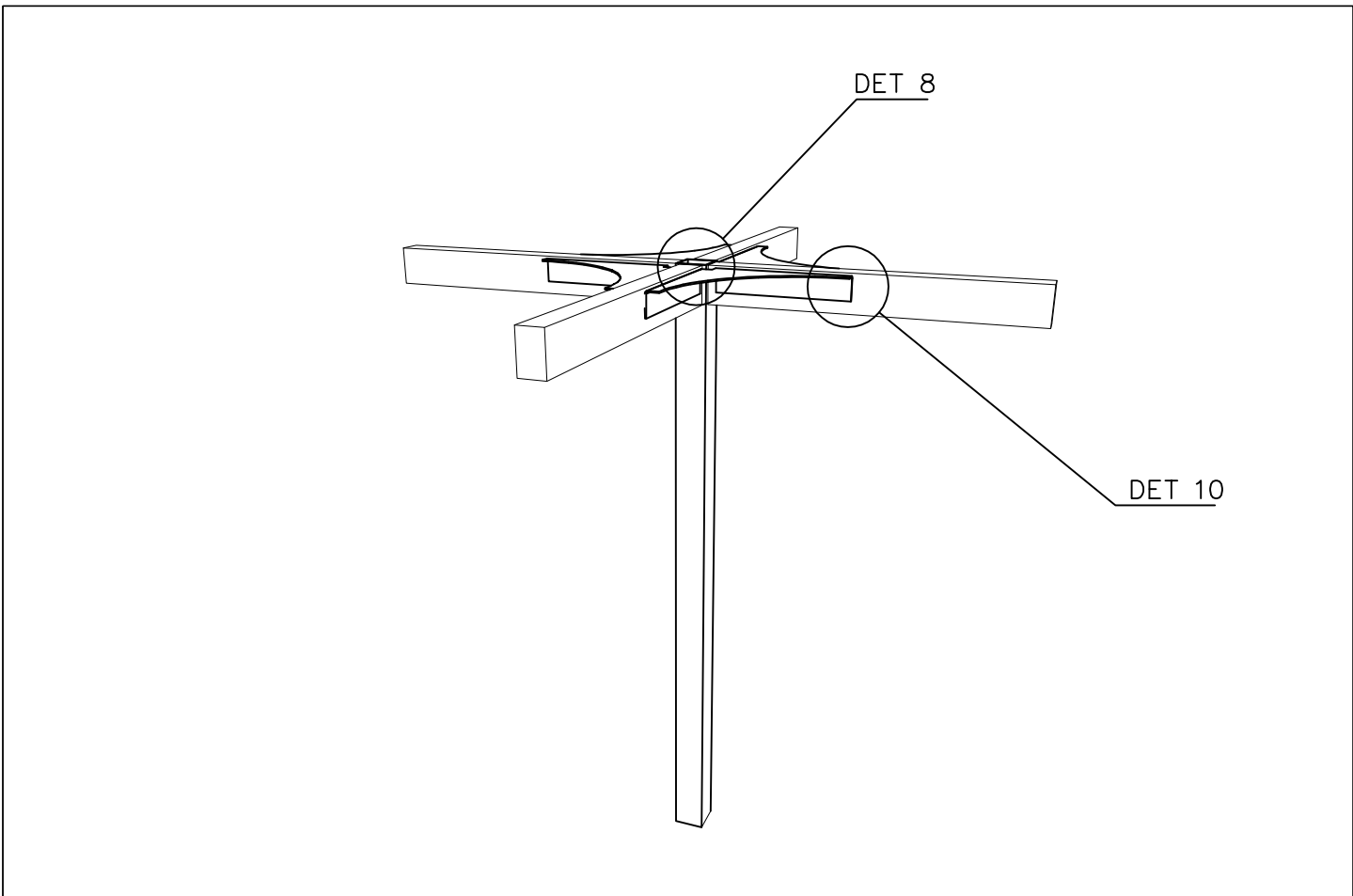
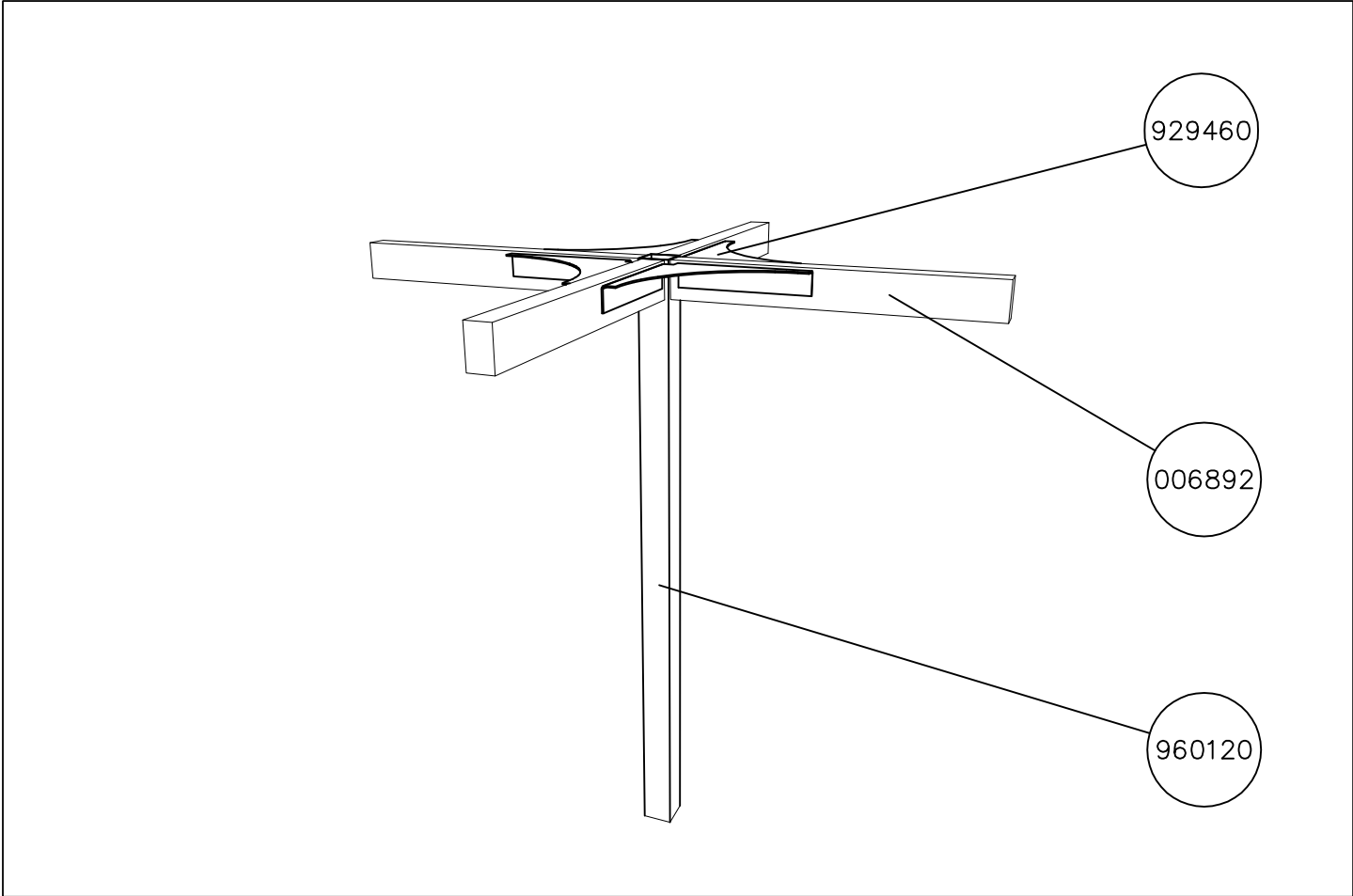
|  |          |  |           |   |           |   |           |   |           |   |          |
|--|----------|--|-----------|---|-----------|---|-----------|---|-----------|---|----------|
| 005354<br>            | PCS<br>2 | 005355<br>          | PCS<br>1  | 005358<br>             | PCS<br>1  | 005365<br>             | PCS<br>1  | 006860<br><br>L 2200     | PCS<br>2  | 006892<br><br>L 1200     | PCS<br>4 |
| 009917<br><br>350x350 | PCS<br>1 | 900240<br><br>8x70  | PCS<br>68 | 903112<br><br>L 750    | PCS<br>1  | 905051<br><br>Ø24/8.5  | PCS<br>8  | 905103<br><br>PT-28/32-H | PCS<br>8  | 909215<br><br>HPM 16x280 | PCS<br>4 |
| 909519<br>            | PCS<br>4 | 909629<br><br>10x30 | PCS<br>12 | 909637<br><br>M10      | PCS<br>12 | 909638<br><br>Ø20/10.5 | PCS<br>24 | 909850<br><br>8x25 RST   | PCS<br>24 | 909851<br><br>8x55 RST   | PCS<br>8 |
| 929460<br>          | PCS<br>4 | 960100<br><br>Ø20 | PCS<br>24 | 960120<br><br>L 2900 | PCS<br>1  | 980107<br><br>6x60   | PCS<br>4  |   | PCS       |   | PCS      |
|  | PCS      |  | PCS       |   | PCS       |   | PCS       |   | PCS       |   | PCS      |
|  | PCS      |  | PCS       |   | PCS       |   | PCS       |   | PCS       |   | PCS      |
|  | PCS      |  | PCS       |   | PCS       |   | PCS       |   | PCS       |   | PCS      |

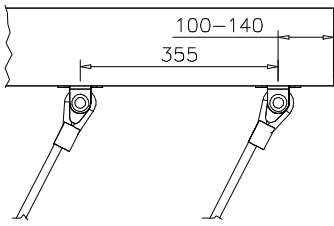
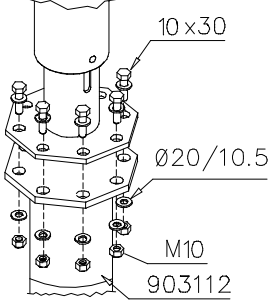
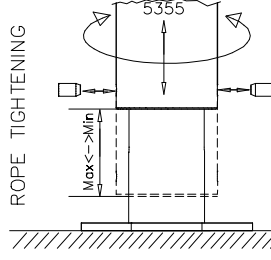
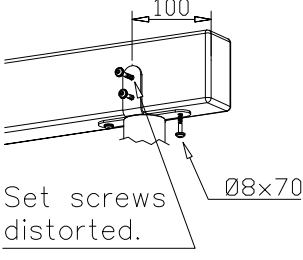
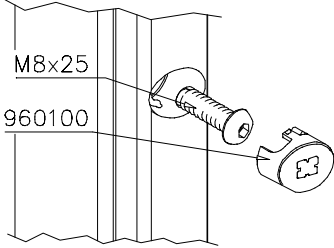
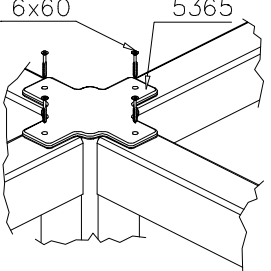
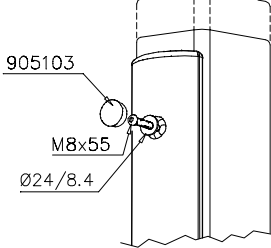
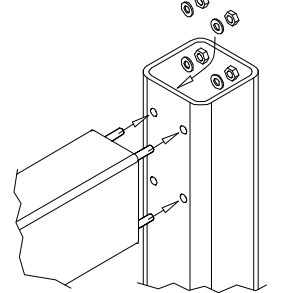
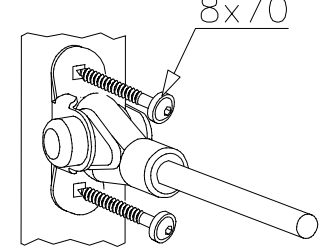
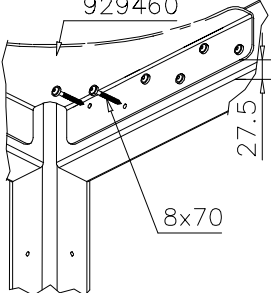


|   |   |   |
|---|---|---|
|  <p>Sand 0.2–2 mm/<br/>Gravel 2–8 mm</p> <p>Concrete<br/>400x400x300</p> |  <p>Sand 0.2–2 mm/<br/>Gravel 2–8 mm</p> <p>Concrete<br/>1200x1200x330</p> |  <p>9917 909215</p> <p>60</p> <p>96</p> <p>460</p>               |
|  <p>M16<br/>(909215)</p>  |  <p>10x30 005354</p> <p>Ø20/10.5</p> <p>M10</p> <p>909519</p>             |  <p>Sand 0.2–2 mm/<br/>Gravel 2–8 mm</p> <p>300</p> <p>~400</p> |
|   |   |   |
|   |   |   |

EN Impact Area 32.7 m<sup>2</sup>





|  |   |   |  |
|--|---|---|--|
| <p>DET 1</p>    | <p>DET 2</p>     | <p>DET 3</p>  | <p>DET 4</p>  |
| <p>DET 5</p>    | <p>DET 6</p>     | <p>DET 7</p>  | <p>DET 8</p>  |
| <p>DET 9</p>  | <p>DET 10</p>  |   |  |
|  |   |   |  |
|  |   |   |  |

