

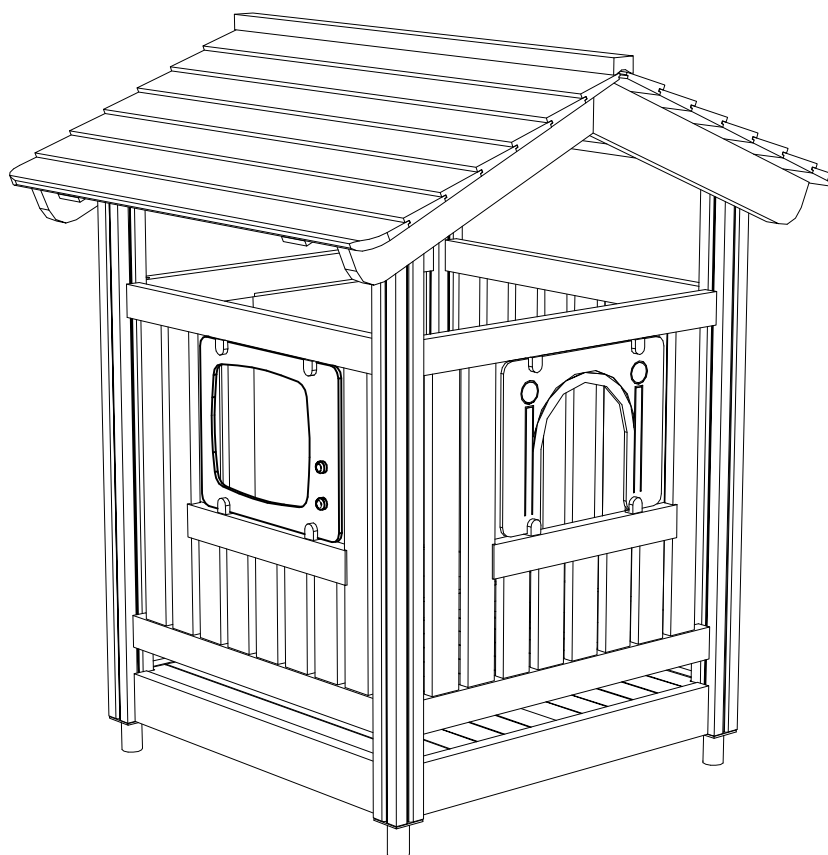
LAPPSET®



FINNO

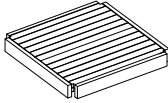
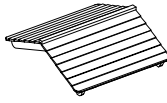
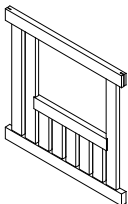
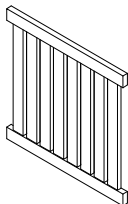
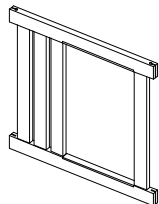
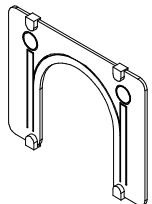
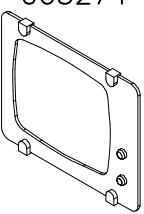
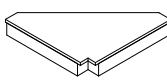



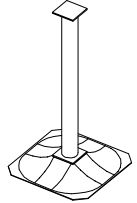

ASENNUSOHJE
MONTERINGSANSVISNING
INSTALLATION INSTRUCTION
AUFBAUANLEITUNG
NOTICE D'INSTALLATION

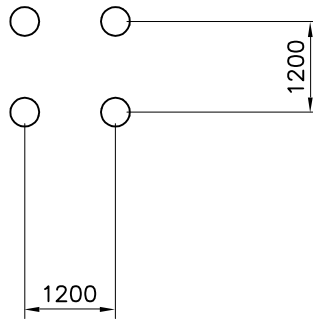
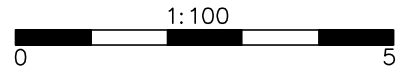
REF: 122453
DATE: 30.10.2003

122453

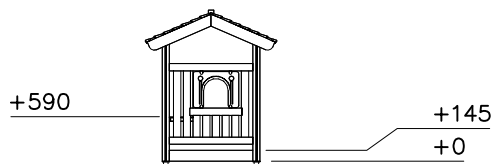
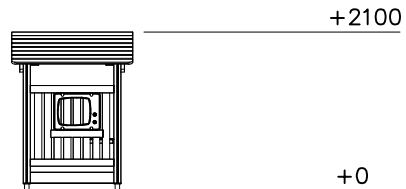
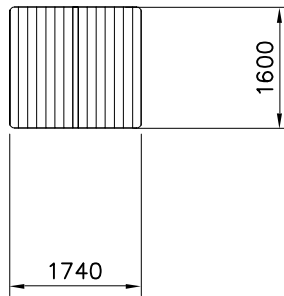
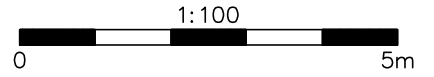


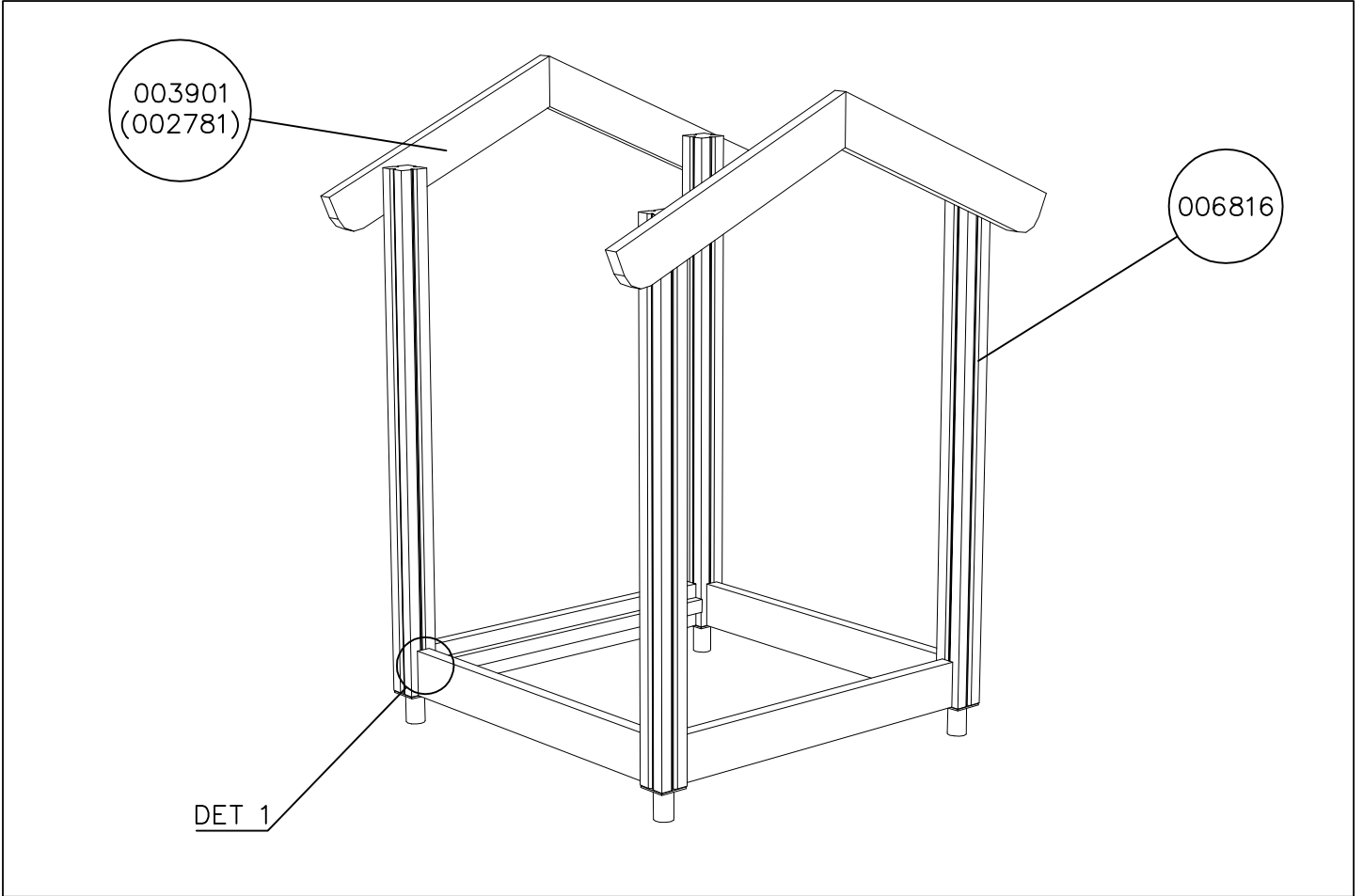


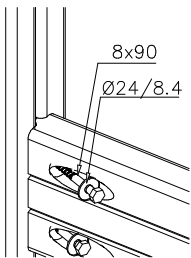
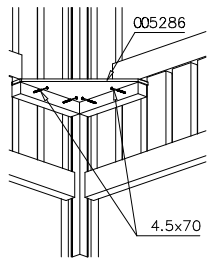
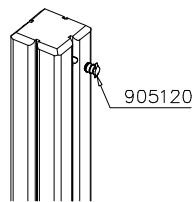
| | | | | | | | | | | | |
|---|----------|---|----------|---|----------|---|-----------|---|----------|---|----------|
| 001770 | PCS 1 | 002781 | PCS 1 | 003700 | PCS 2 | 003701 | PCS 1 | 003702 | PCS 1 | 005273 | PCS 1 |
|  | |  | |  | |  | |  | |  | |
| | | | | | | | | | | | |
| 005274 | PCS 1 | 005286 | PCS 1 | 006816 | PCS 4 | 905104 | PCS 16 | 905120 | PCS 8 | 909521 | PCS 4 |
|  | |  | |  | L 1650 |  | M10 |  | Ø14 |  | |
| | | | | | | | | | | | |
| 980101 | PCS 8 | | PCS | | PCS | | PCS | | PCS | | PCS |
|  | | | | | | | | | | | |
| 4.5x70 | | | | | | | | | | | |
| | PCS | | PCS | | PCS | | PCS | | PCS | | PCS |
| | | | | | | | | | | | |
| | PCS | | PCS | | PCS | | PCS | | PCS | | PCS |
| | | | | | | | | | | | |
| | PCS | | PCS | | PCS | | PCS | | PCS | | PCS |
| | | | | | | | | | | | |



| | | | |
|--|---|--|--|
| <p>M10 905104 909521</p> | <p>Sand 0.2–2 mm/ Gravel 2–8 mm 100 300 600</p> | | |
| | | | |





| DET 1  | DET 2  | DET 3  | |
|--|--|---|--|
| | | | |
| | | | |

