

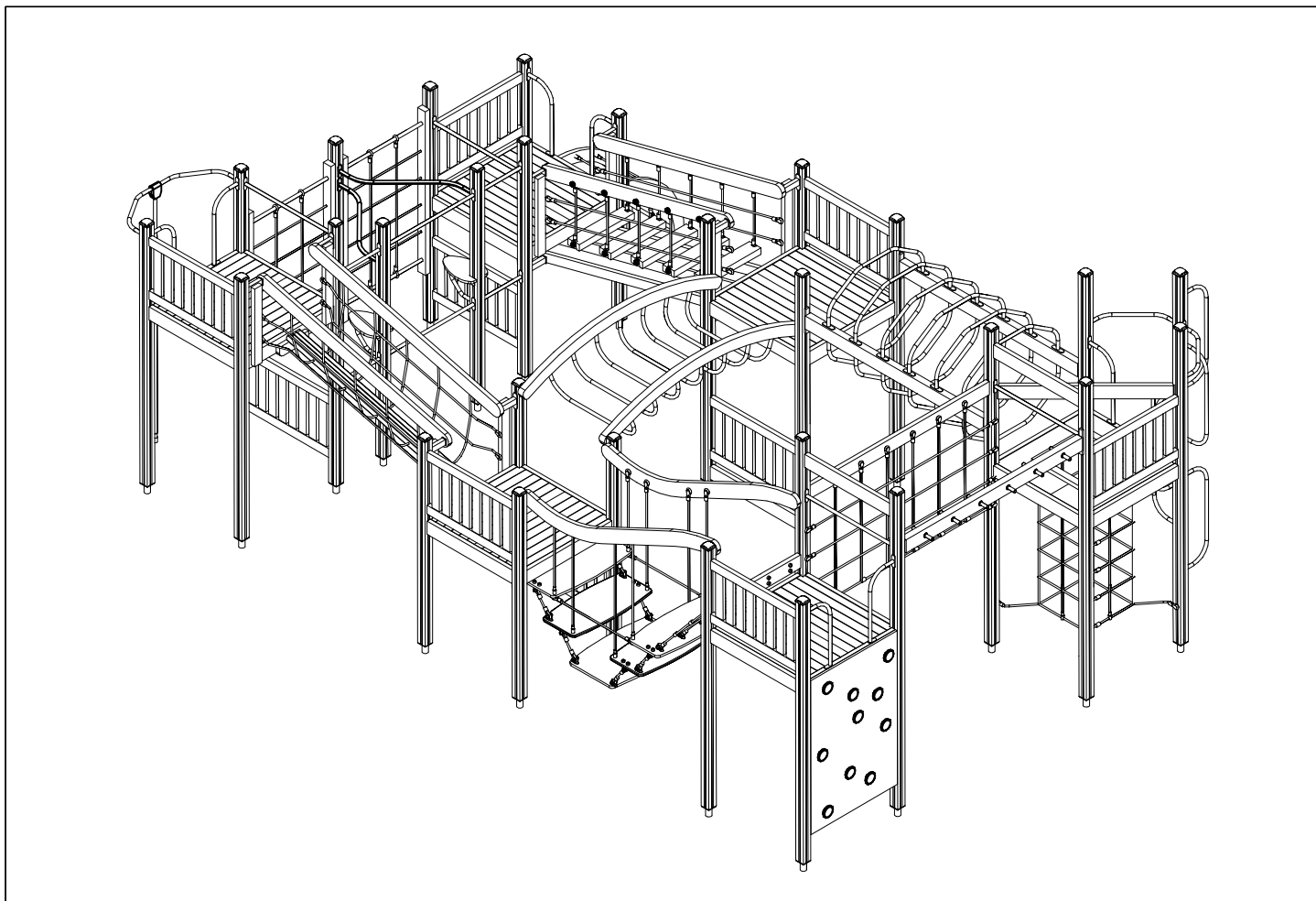
# **LAPPSET®**

## **FINNO**




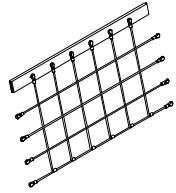

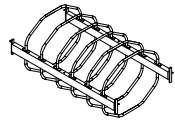



ASENNUSOHJE  
MONTERINGSANSVISNING  
INSTALLATION INSTRUCTION  
AUFBAUANLEITUNG  
NOTICE D'INSTALLATION

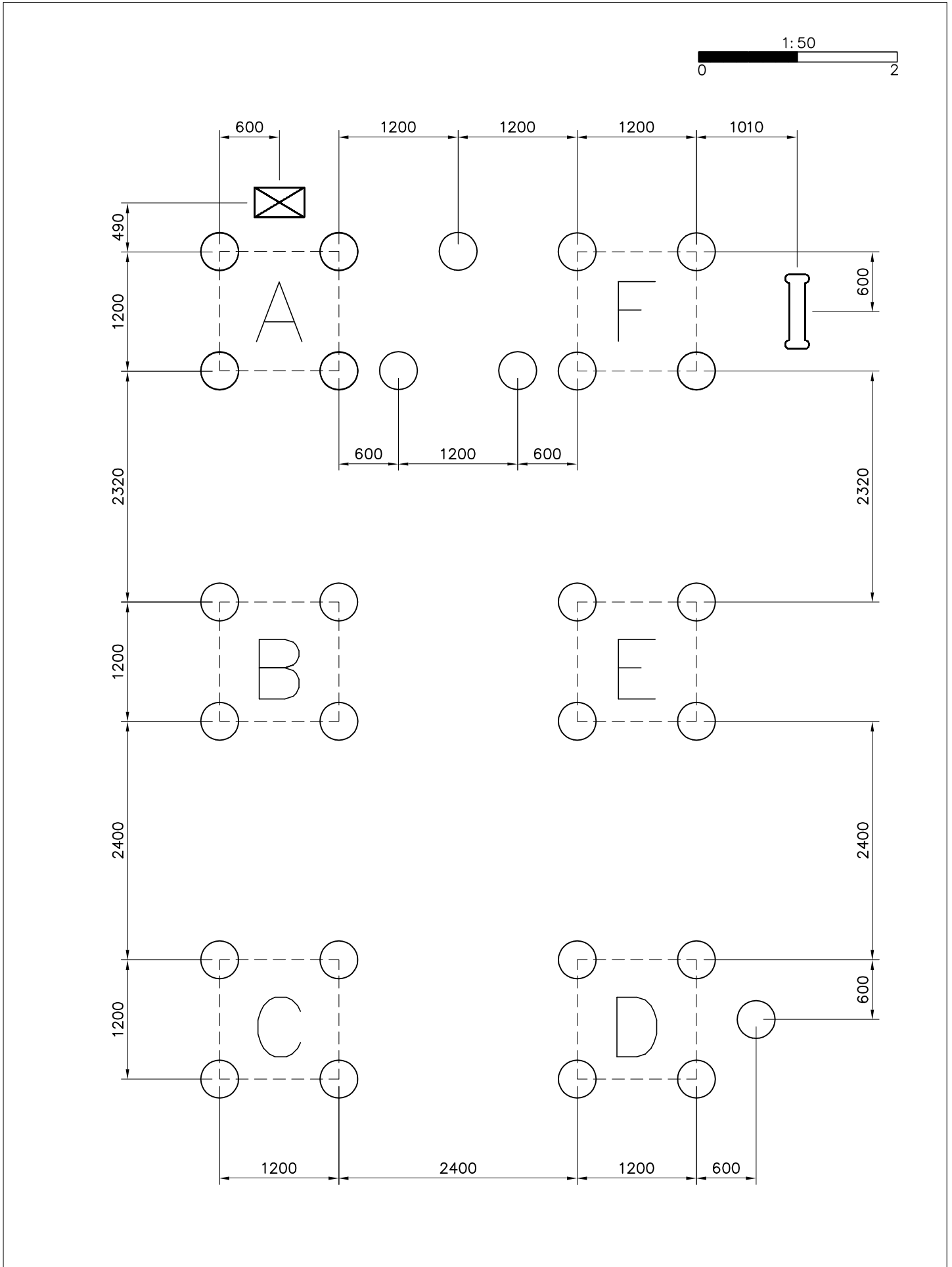
REF: 120300  
DATE: 1.4.2005

# **120300**



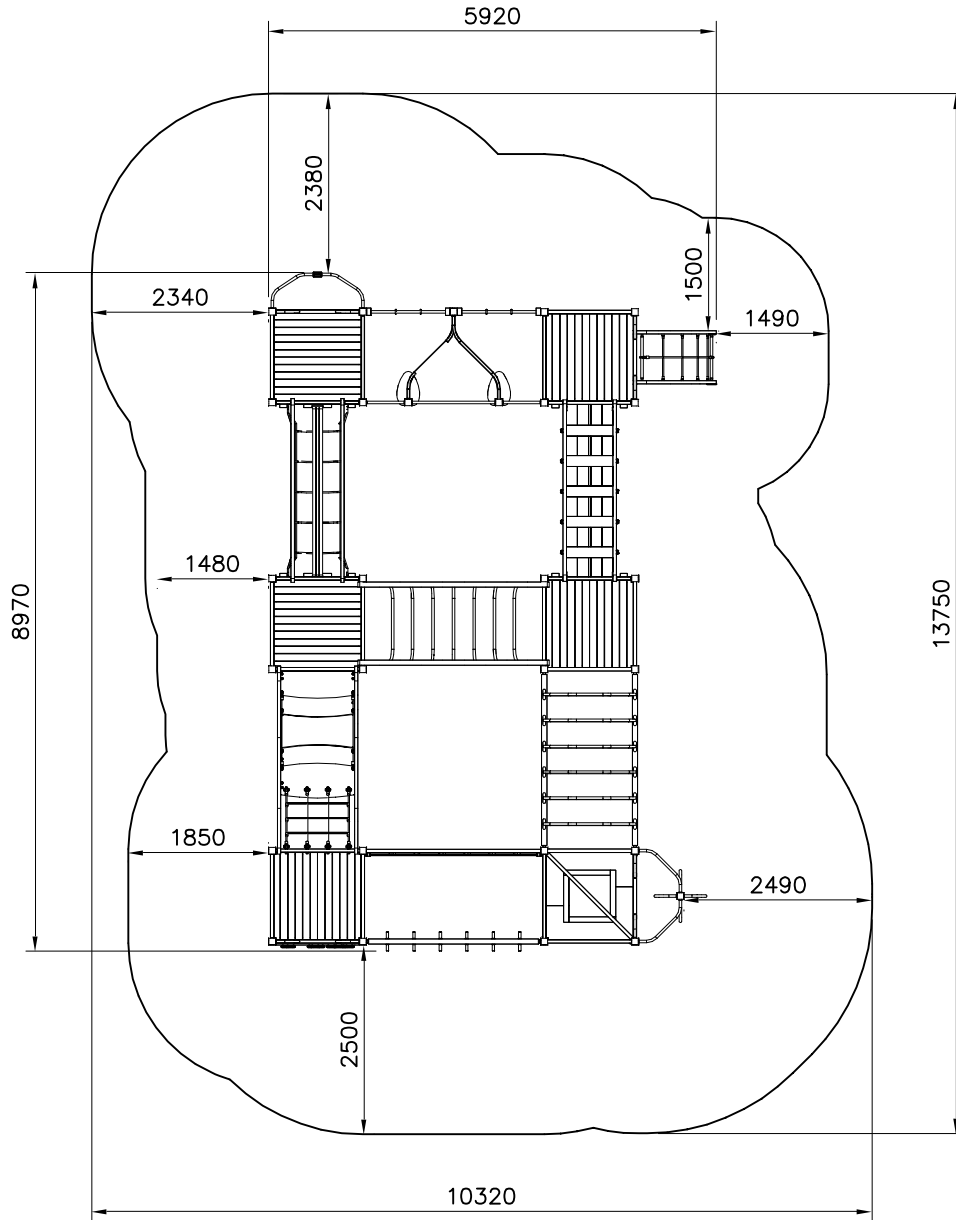
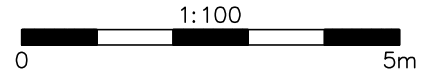
001770  5 	PCS 5	001821  1 	PCS 1	001854  1 	PCS 1	001855  1 	PCS 1	001870  1 	PCS 1	003120  3 	PCS 3
003122  4 	PCS 4	003787  10 BLUE	PCS 10	003838  1 	PCS 1	003990  2 	PCS 2	005077  1 	PCS 1	005692  9 L 1104	PCS 9
006822  6 L 2250	PCS 6	006825  5 L 2550	PCS 5	006828  10 L 2850	PCS 10	006834  7 L 3450	PCS 7	006971  1 L 2260	PCS 1	007841  2	PCS 2
008902  1 	PCS 1	700268  1	PCS 1	900240  120 8x70	PCS 120	905051  36 Ø24/8.4	PCS 36	905083  12 Ø32	PCS 12	905102  4 SR-H-2040	PCS 4
905103  4 PT-28/32-H	PCS 4	905104  112 M10	PCS 112	905112  12 Ø22	PCS 12	905120  56 Ø14	PCS 56	905138  28 GREY	PCS 28	905196  28 GREY	PCS 28
907043  1 L 2690	PCS 1	909224  8 12x100	PCS 8	909235  12 8x60	PCS 12	909238  36 8x90	PCS 36	909521  28 	PCS 28	909540  8	PCS 8
909542  11 L 1104	PCS 11	909548  4 L 505	PCS 4	909578  2	PCS 2	909638  4 Ø20/10.5	PCS 4	909862  4 10x60	PCS 4	909893  2	PCS 2

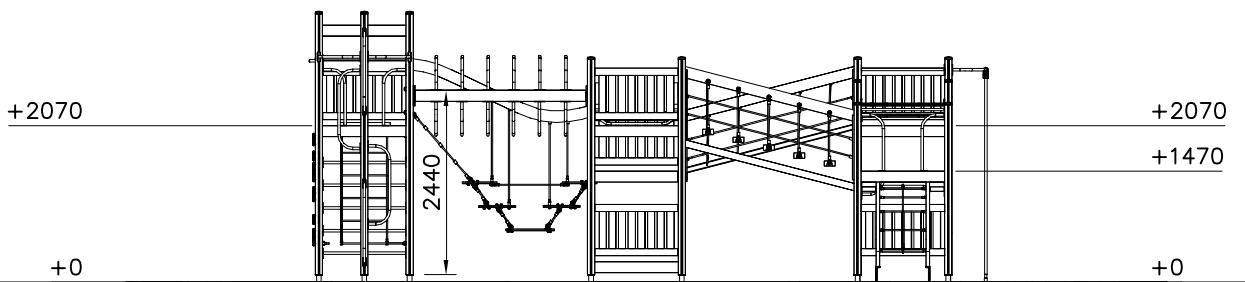
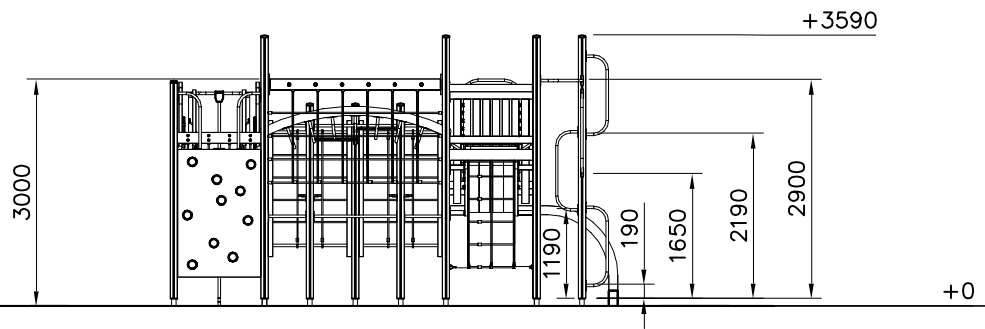
980131  6x60	PCS 112	980151  Ø16/8.4	PCS 12	980154  Ø24/13	PCS 8	AJ0030  	PCS 1	AN0003  	PCS 1	PM0073 	PCS 5
PN0091 	PCS 2		PCS		PCS		PCS		PCS		PCS
	PCS		PCS		PCS		PCS		PCS		PCS
	PCS		PCS		PCS		PCS		PCS		PCS
	PCS		PCS		PCS		PCS		PCS		PCS
	PCS		PCS		PCS		PCS		PCS		PCS
	PCS		PCS		PCS		PCS		PCS		PCS

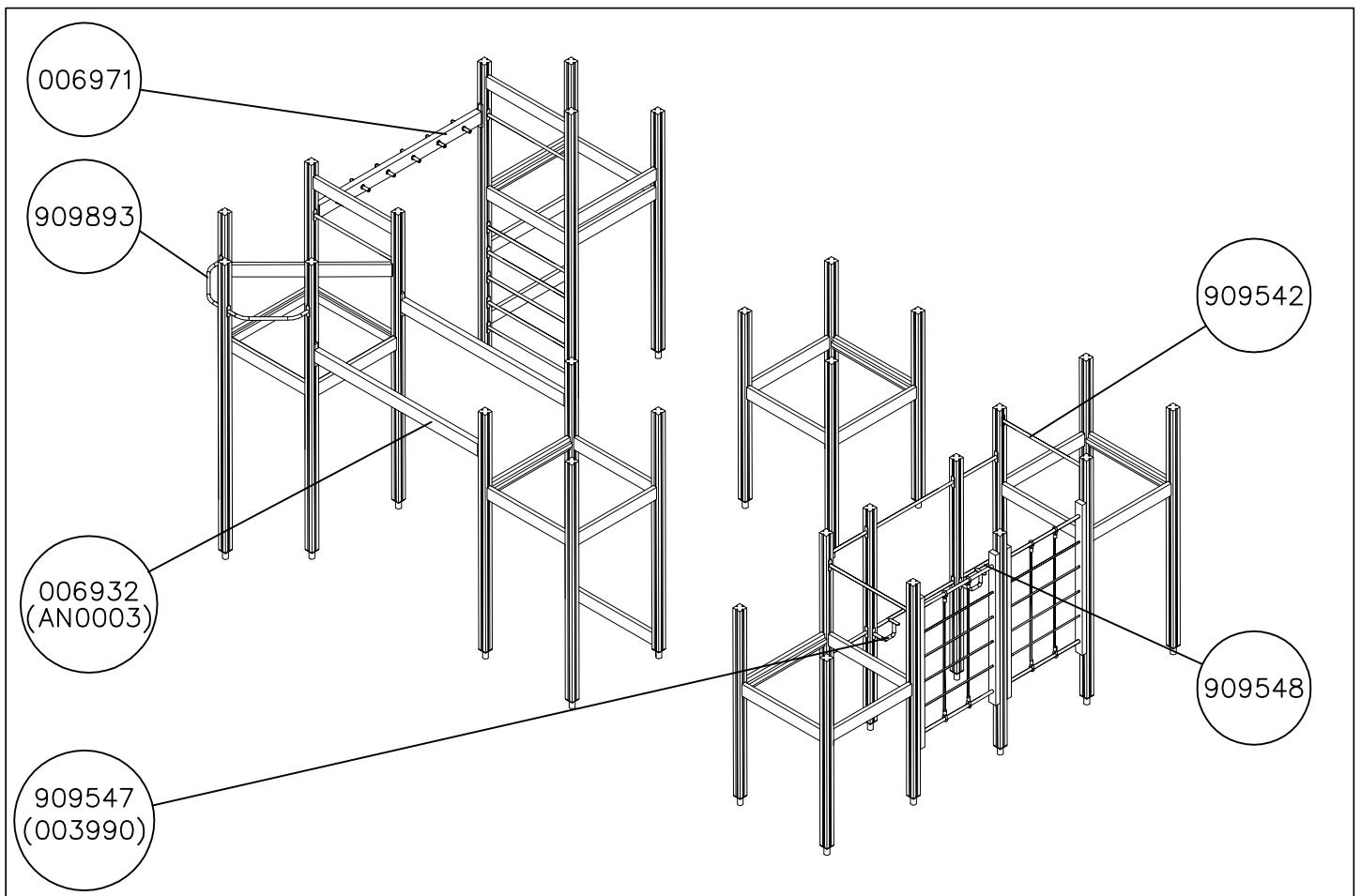
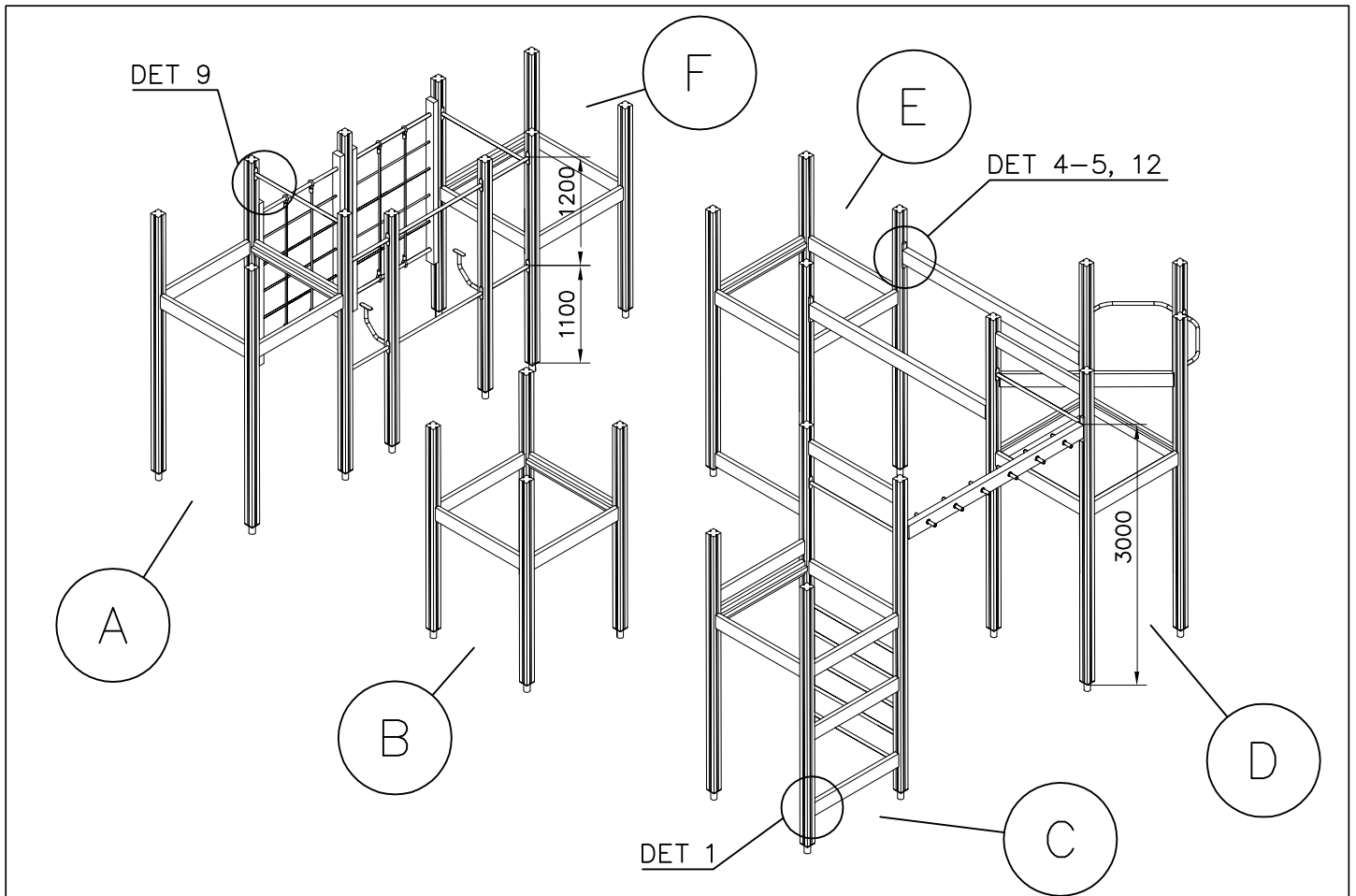


	<p>Sand 0.2-2 mm/              Gravel 2-8 mm</p>	<p>Sand 0.2-2 mm/              Gravel 2-8 mm</p>
	<p>Sand 0.2-2 mm/              Gravel 2-8 mm</p>	

EN Impact Area 117.2 m<sup>2</sup>









<p>DET 1</p>	<p>DET 2</p>	<p>DET 3</p>	<p>DET 4</p>
<p>DET 5</p>	<p>DET 6</p>	<p>DET 7</p>	<p>DET 8</p>
<p>DET 9</p>	<p>DET 10</p>	<p>DET 11</p>	<p>DET 12</p>

