

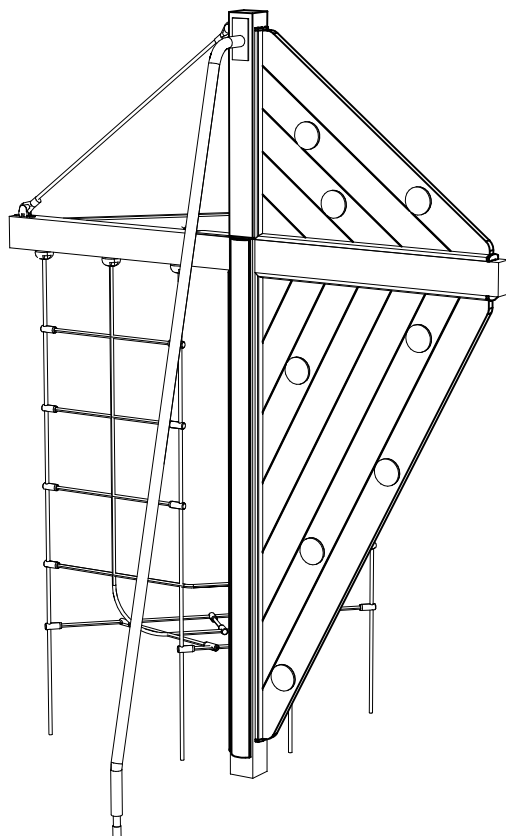
# **LAPPSET®**


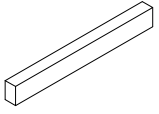
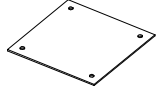
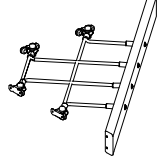

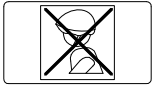

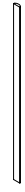

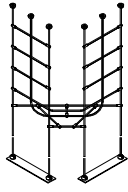
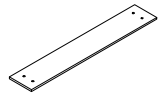
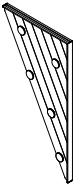
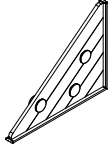

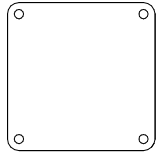



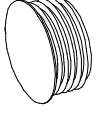

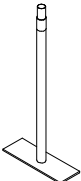






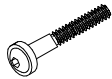
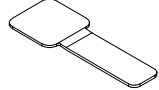

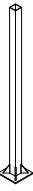
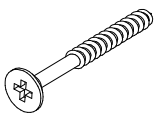


## **CLUB**

ASENNUSOHJE  
MONTERINGSANSVISNING  
INSTALLATION INSTRUCTION  
AUFBAUANLEITUNG  
NOTICE D'INSTALLATION

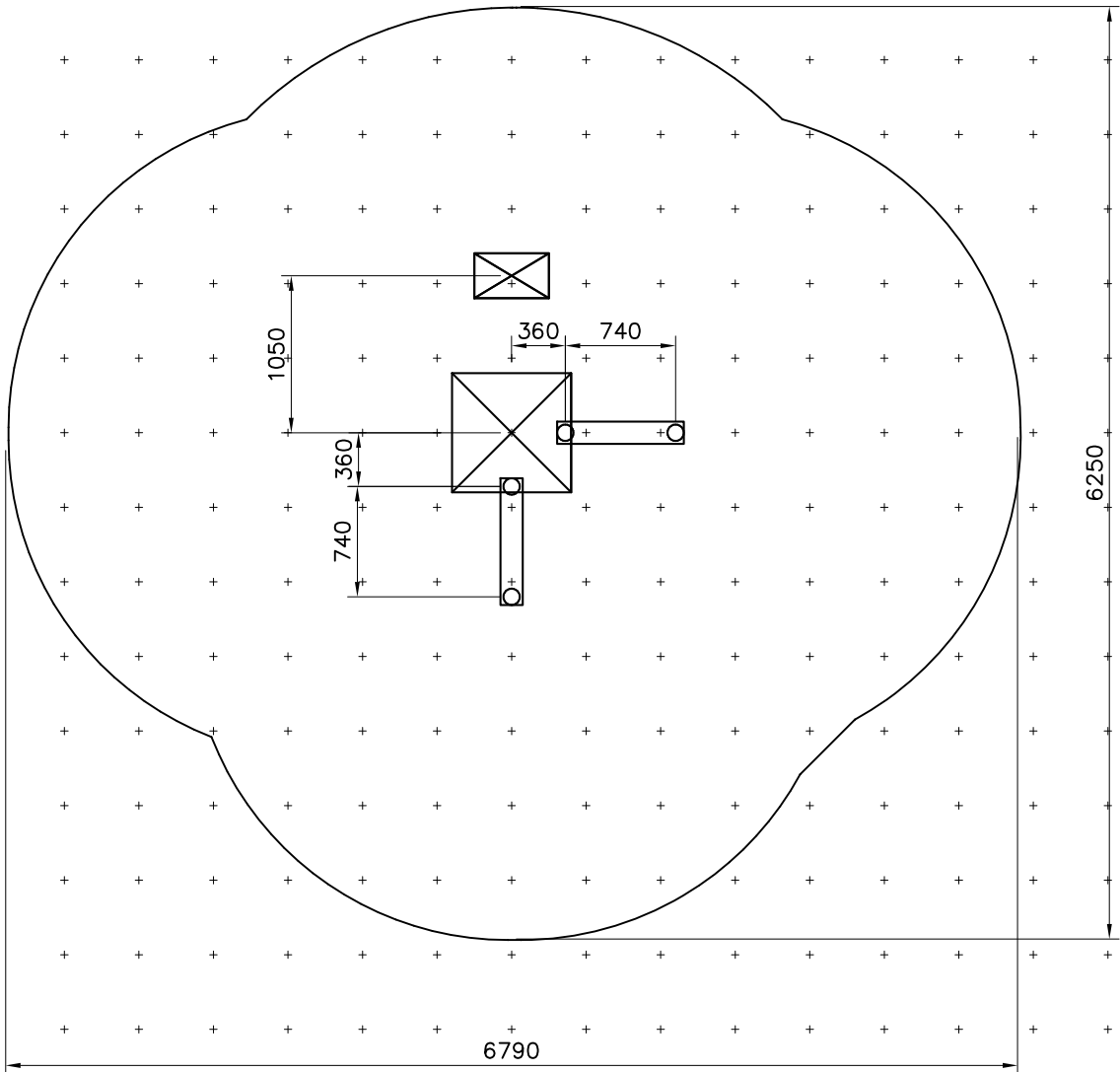
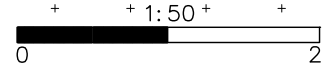
REF: 15011M  
DATE: 27.11.2015

## **15011M**

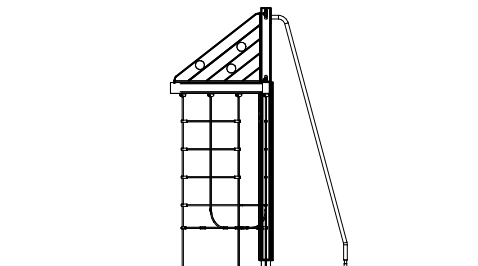
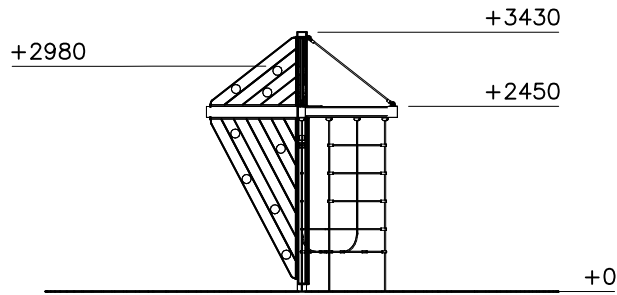
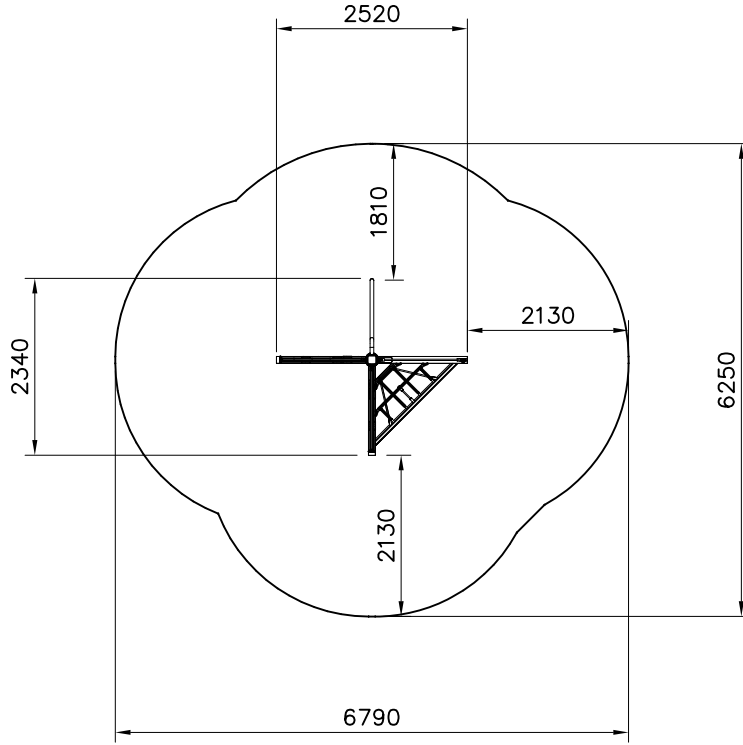



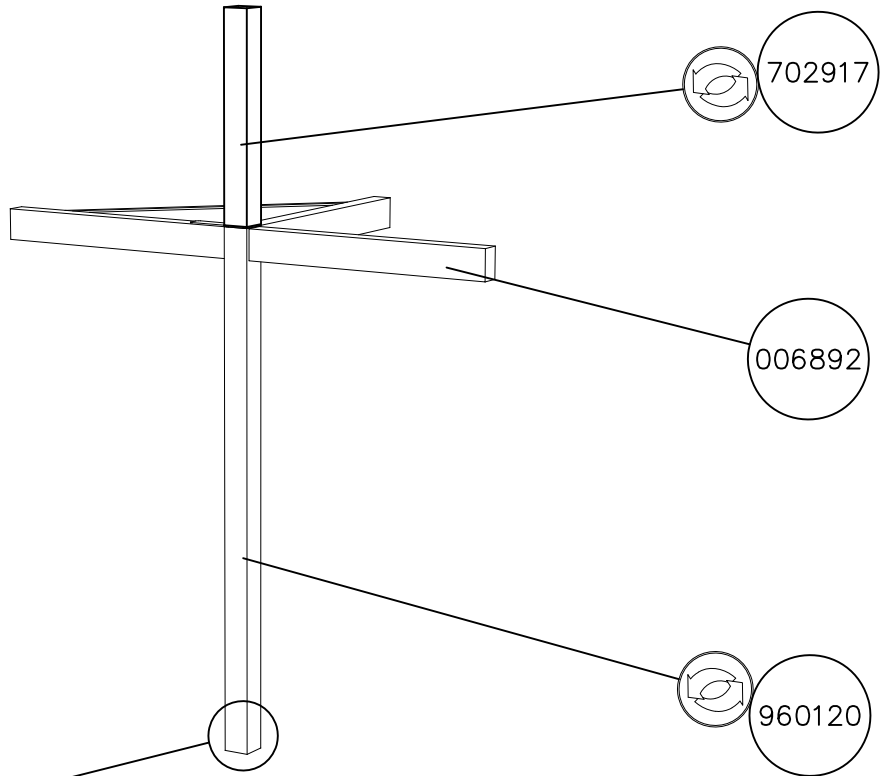
006877  L 1420	PCS 1	006892  L 1200	PCS 3	009917  350x350	PCS 1	700219  L 1670	PCS 1	702286  90x50	PCS 1	702339  90x50	PCS 1
702907  L 2200	PCS 2	702914  L 2350	PCS 1	702917  L 975	PCS 1	702935  L 1670	PCS 1	702936  L 1670	PCS 2	707570  L 2135	PCS 1
707592  Seinä	PCS 2	900240  8x70	PCS 28	902487  65x65	PCS 2	903454  L 3210	PCS 1	905051  Ø24/8.5	PCS 12	905083  Ø32	PCS 4
905103  PT-28/32-H	PCS 12	905112  Ø22	PCS 4	907040  L 3210	PCS 1	909215  HPM 16x280	PCS 4	909233  8x100	PCS 4	909243  6x60	PCS 30
909506  Ø3.5x13	PCS 8	909850  8x25	PCS 12	909851  8x55 RST	PCS 12	909876  M8x40	PCS 8	929341  L 1670	PCS 1	960100  Ø20	PCS 42
960120  L 2900	PCS 1	980107  6x60	PCS 4	980150  M8	PCS 8	980151  Ø16/8.4	PCS 34		PCS		PCS
	PCS		PCS		PCS		PCS		PCS		PCS

EN/AS Impact Area 30.8 m<sup>2</sup>  
Grid Size = 500 mm



—— EN/AS Impact Area 30.8 m<sup>2</sup>  
- - - - Falling Space 30.8 m<sup>2</sup>  
Max Falling Height 2740 mm





BASE  
DET 2-4 or 31-33

