

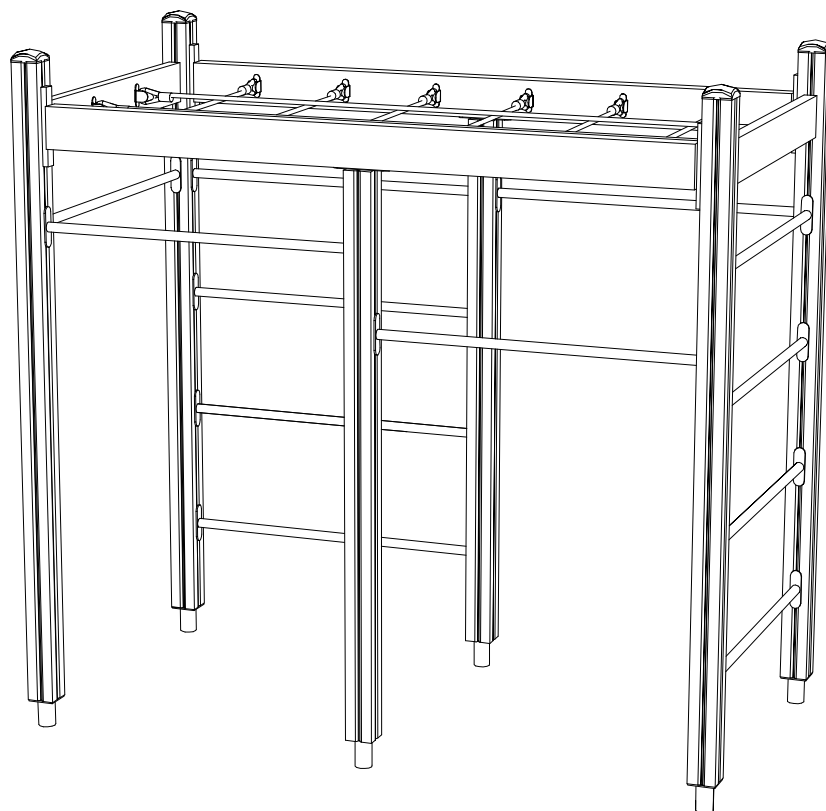
LAPPSET®



FINNO



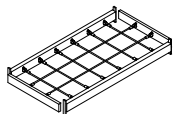





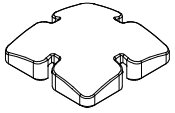
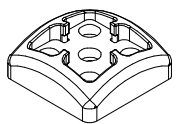
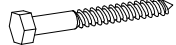
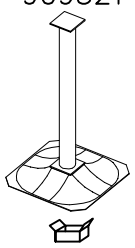

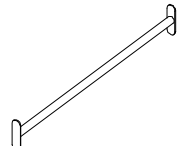
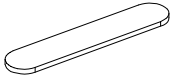
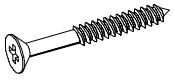


ASENNUSOHJE
MONTERINGSANSVISNING
INSTALLATION INSTRUCTION
AUFBAUANLEITUNG
NOTICE D'INSTALLATION

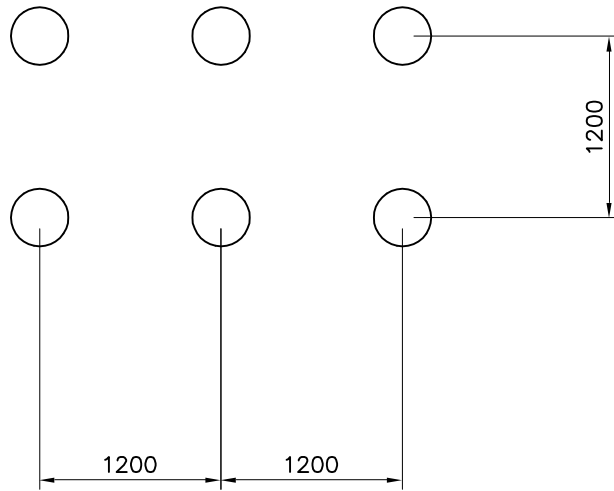
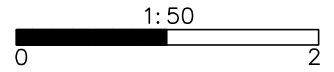
REF: 120260
DATE: 8.8.2003

120260




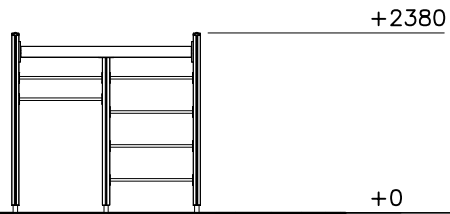
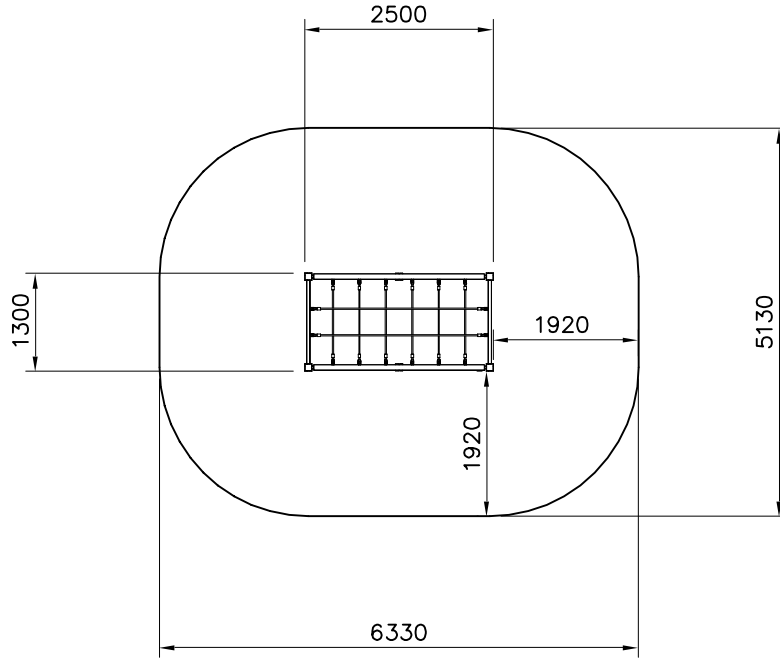
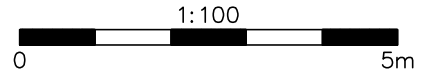


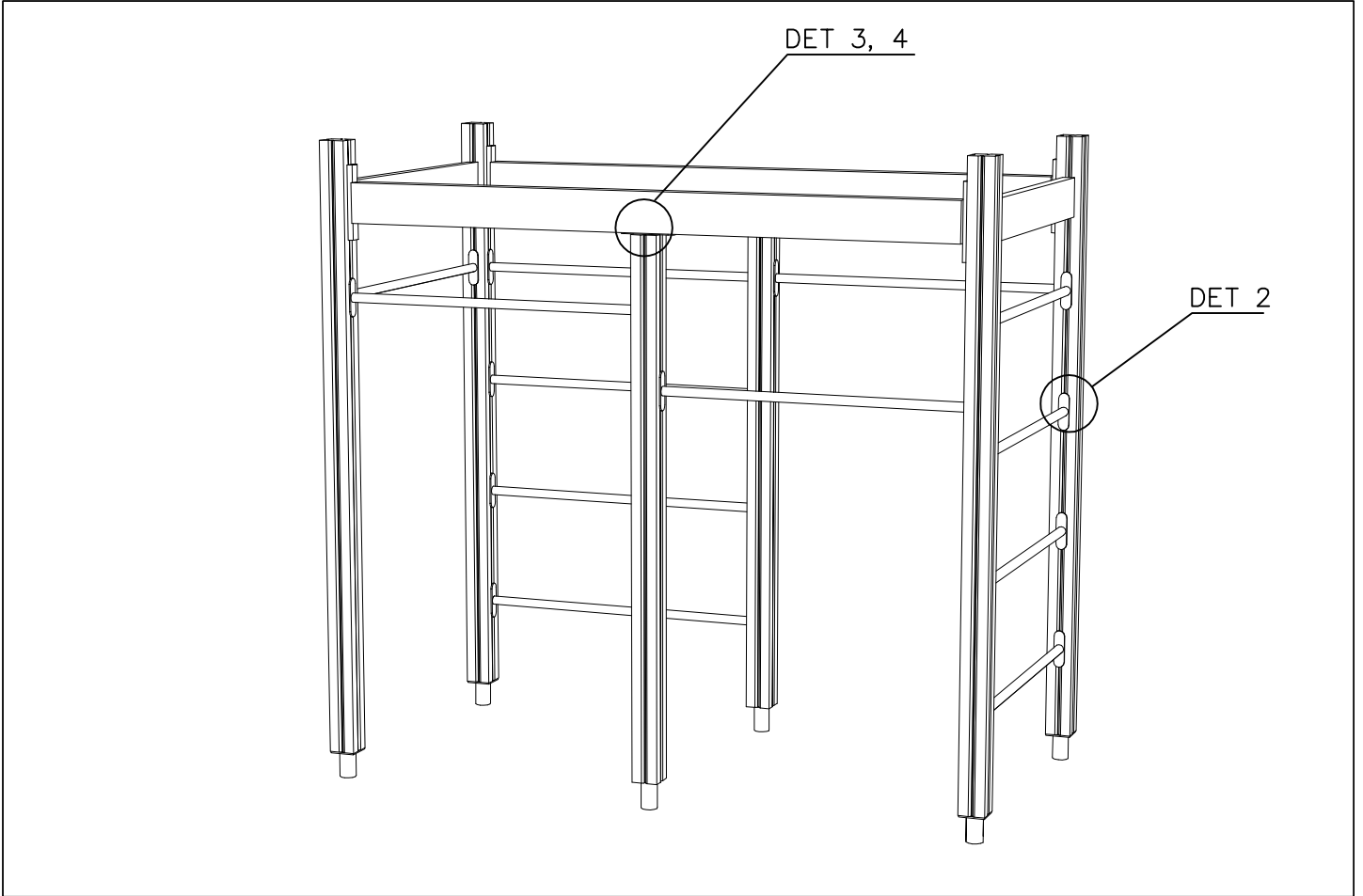
006819  L 1950	PCS 2	006822  L 2250	PCS 4	006945  	PCS 1	905083  Ø32	PCS 52	905104  M10	PCS 24	905112  Ø22	PCS 52
905120  Ø14	PCS 12	905138  GREY	PCS 4	905196  GREY	PCS 4	909217  8x70	PCS 52	909521  	PCS 6	909542  L 1104	PCS 12
909574  6x40x200	PCS 2	980100  5x60	PCS 8	980131  6x60	PCS 16	980151  Ø16/8.4	PCS 52		PCS		PCS
	PCS		PCS		PCS		PCS		PCS		PCS
	PCS		PCS		PCS		PCS		PCS		PCS
	PCS		PCS		PCS		PCS		PCS		PCS
	PCS		PCS		PCS		PCS		PCS		PCS



<p>M10 905104 909521</p>	<p>Sand 0.2-2 mm/ Gravel 2-8 mm 100 300 600</p>		

EN Impact Area 29.2 m²





<p>DET 1</p> <p>6x60</p>	<p>DET 2</p> <p>Ø16/8.4 905112 8x70 905083</p>	<p>DET 3</p> <p>909574 5x60</p>	<p>DET 4</p> <p>905083 Ø16/8.4 8x70 905112</p>
<p>DET 5</p> <p>905120</p>			

