

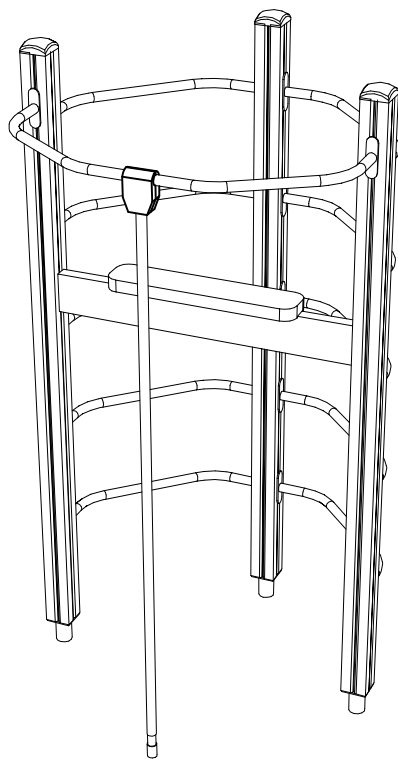
LAPPSET®

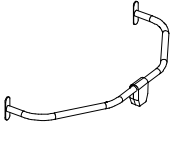
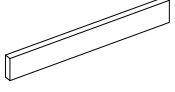

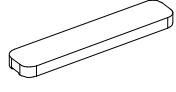
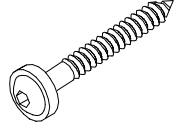





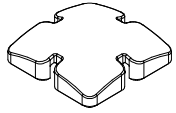
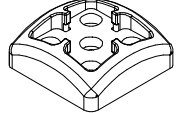

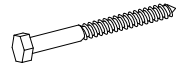
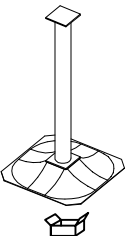
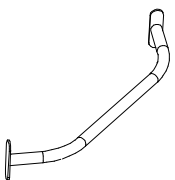

FINNO

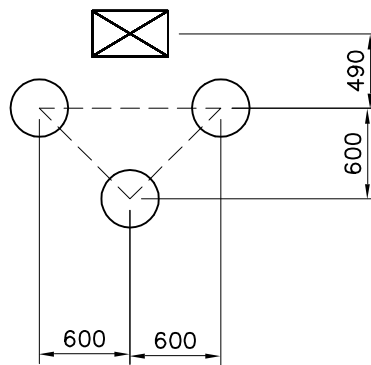
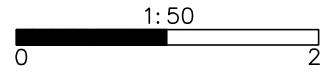
ASENNUSOHJE
MONTERINGSANSVISNING
INSTALLATION INSTRUCTION
AUFBAUANLEITUNG
NOTICE D'INSTALLATION

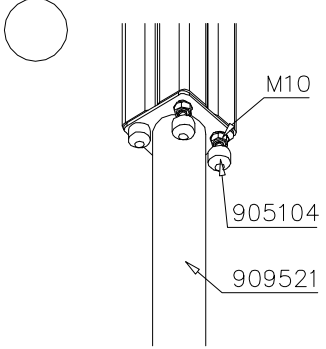
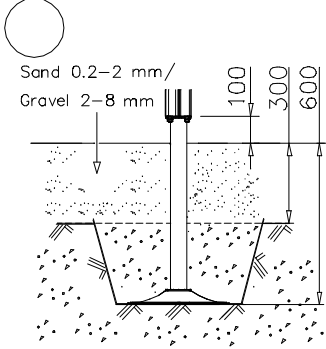
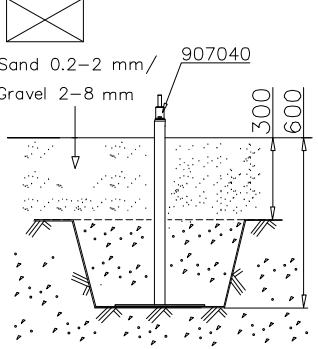
REF: 120280
DATE: 1.4.2005

120280

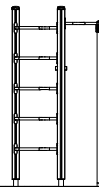
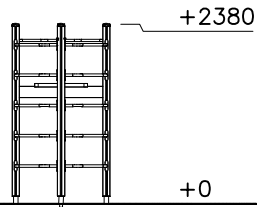
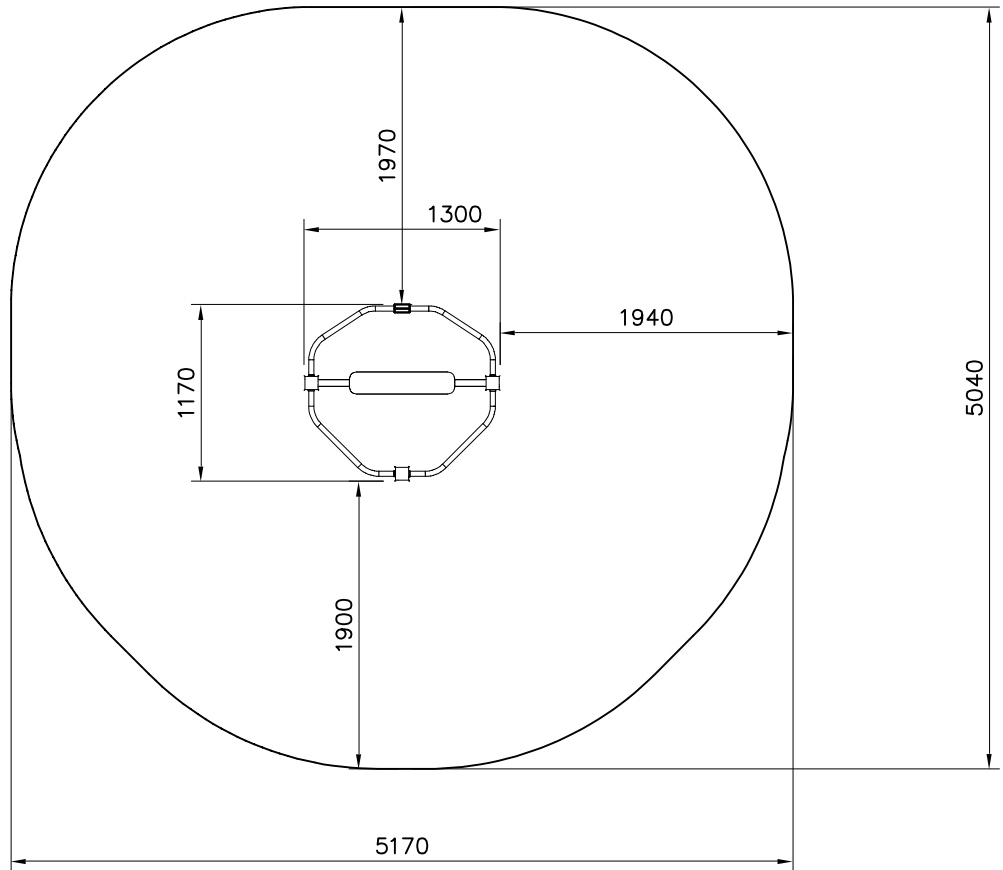
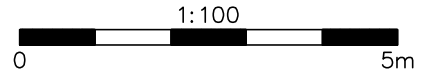


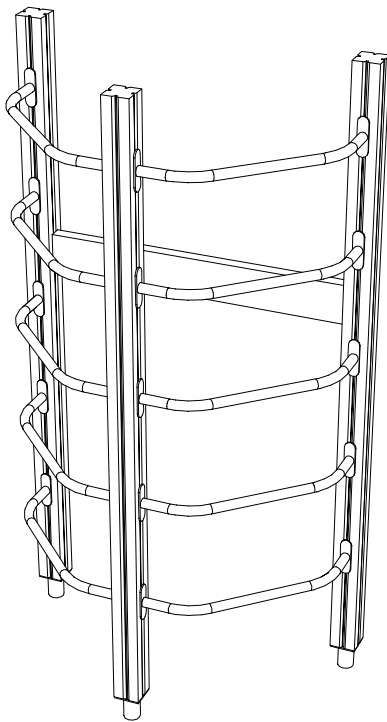
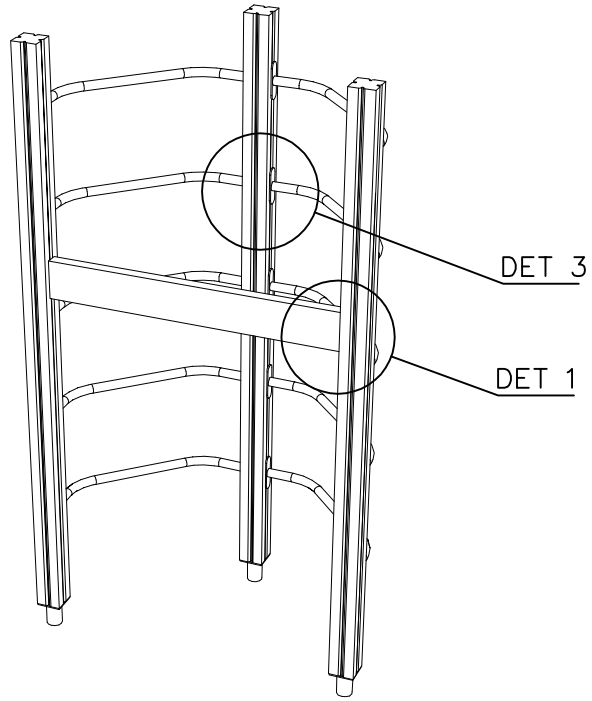
005077	PCS 1	005692	PCS 1	006822	PCS 3	007333	PCS 1	900240	PCS 40	905051	PCS 4
											
		L 1104		L 2250				8x70		Ø24/8.4	
905104	PCS 12	905120	PCS 6	905138	PCS 3	905196	PCS 3	907044	PCS 1	909238	PCS 4
											
M10		Ø14		GREY		GREY		L 2090		8x90	
909521	PCS 3	909893	PCS 10	980131	PCS 12		PCS		PCS		PCS
											
				6x60							
	PCS		PCS		PCS		PCS		PCS		PCS
	PCS		PCS		PCS		PCS		PCS		PCS
	PCS		PCS		PCS		PCS		PCS		PCS



 <p>M10 905104 909521</p>	 <p>Sand 0.2-2 mm/ Gravel 2-8 mm</p> <p>100 300 600</p>	 <p>Sand 0.2-2 mm/ Gravel 2-8 mm</p> <p>907040</p> <p>300 600</p>

EN Impact Area 21.5 m²





DET 1	DET 2	DET 3	DET 4
