

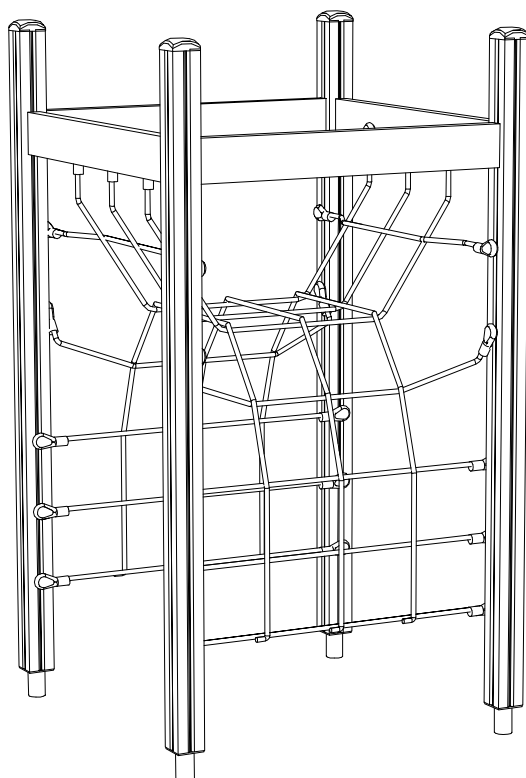
LAPPSET®



FINNO

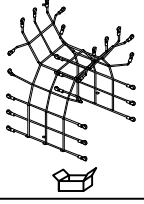
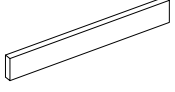




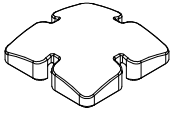
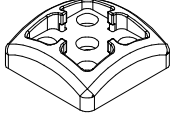
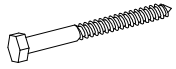
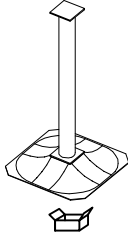

ASENNUSOHJE
MONTERINGSANSVISNING
INSTALLATION INSTRUCTION
AUFBAUANLEITUNG
NOTICE D'INSTALLATION

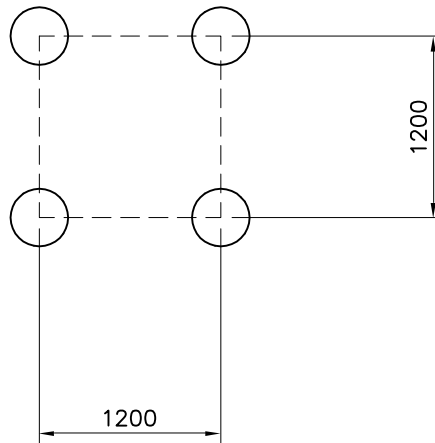
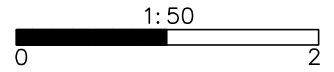
REF: 120290
DATE: 15.6.2003

120290



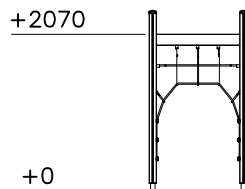
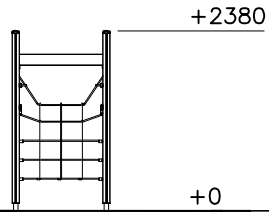
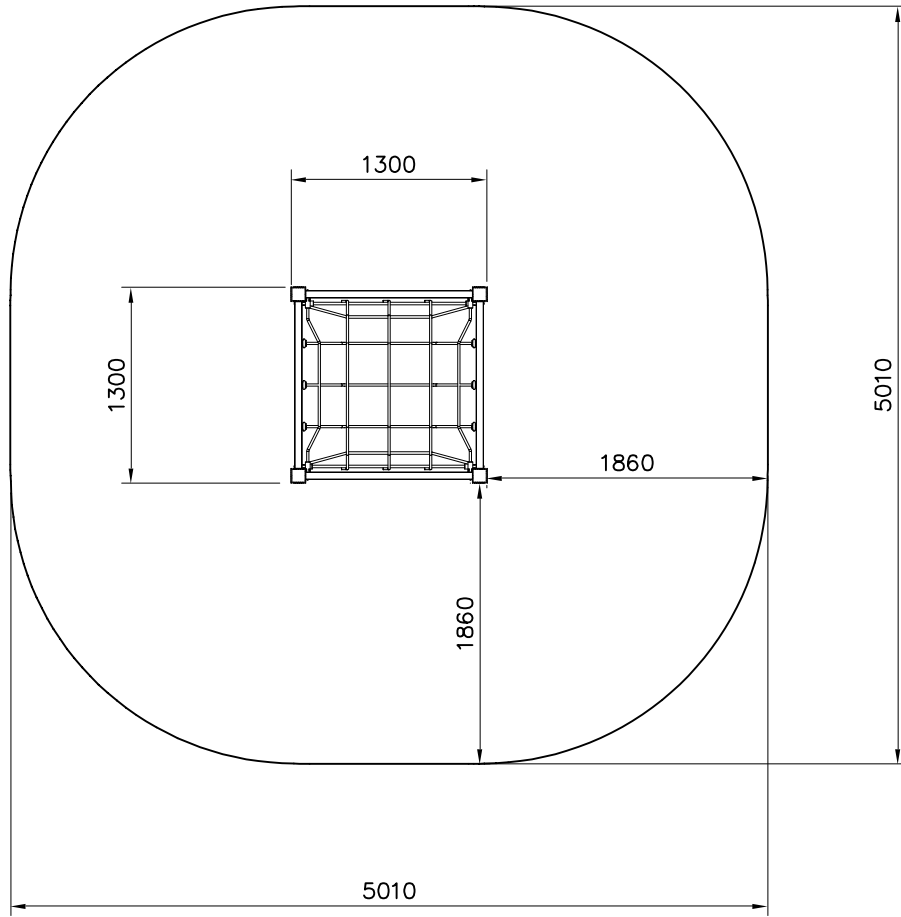
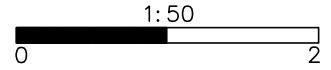


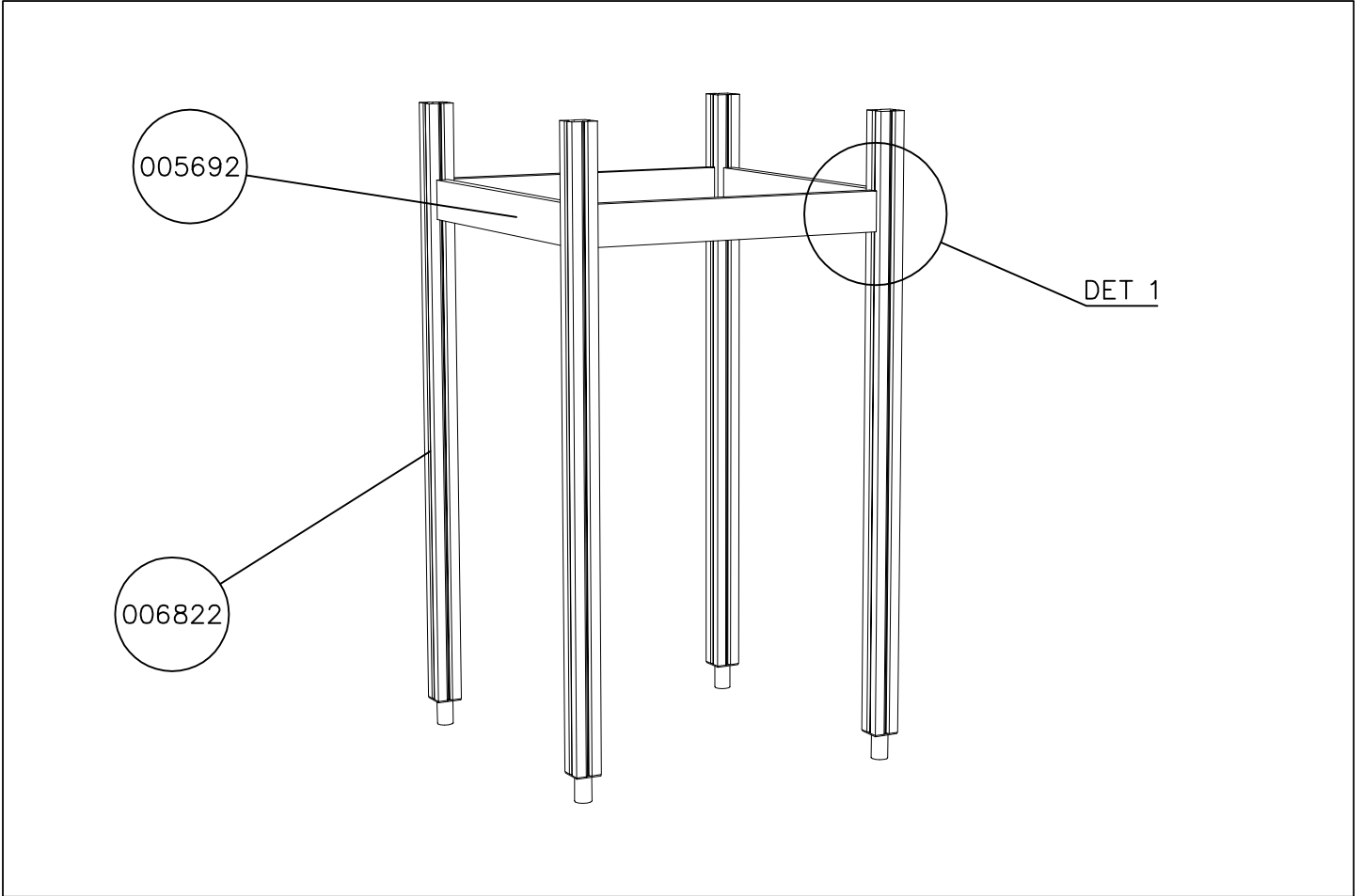
003850  L 1104	PCS 1	005692  L 1104	PCS 4	006822  L 2250	PCS 4	905051  Ø24/8.4	PCS 16	905104  M10	PCS 16	905120  Ø14	PCS 8
905138  GREY	PCS 4	905196  GREY	PCS 4	909238  8x90	PCS 16	909521  L 1104	PCS 4	980131  6x60	PCS 16		PCS
	PCS		PCS		PCS		PCS		PCS		PCS
	PCS		PCS		PCS		PCS		PCS		PCS
	PCS		PCS		PCS		PCS		PCS		PCS
	PCS		PCS		PCS		PCS		PCS		PCS
	PCS		PCS		PCS		PCS		PCS		PCS



<p>M10 905104 909521</p>	<p>Sand 0.2-2 mm/ Gravel 2-8 mm 100 300 600</p>		

EN Impact Area 22 m²





<p>DET 1</p>	<p>DET 2</p>	<p>DET 3</p>	<p>DET 4</p>
<p>DET 5</p>			

