

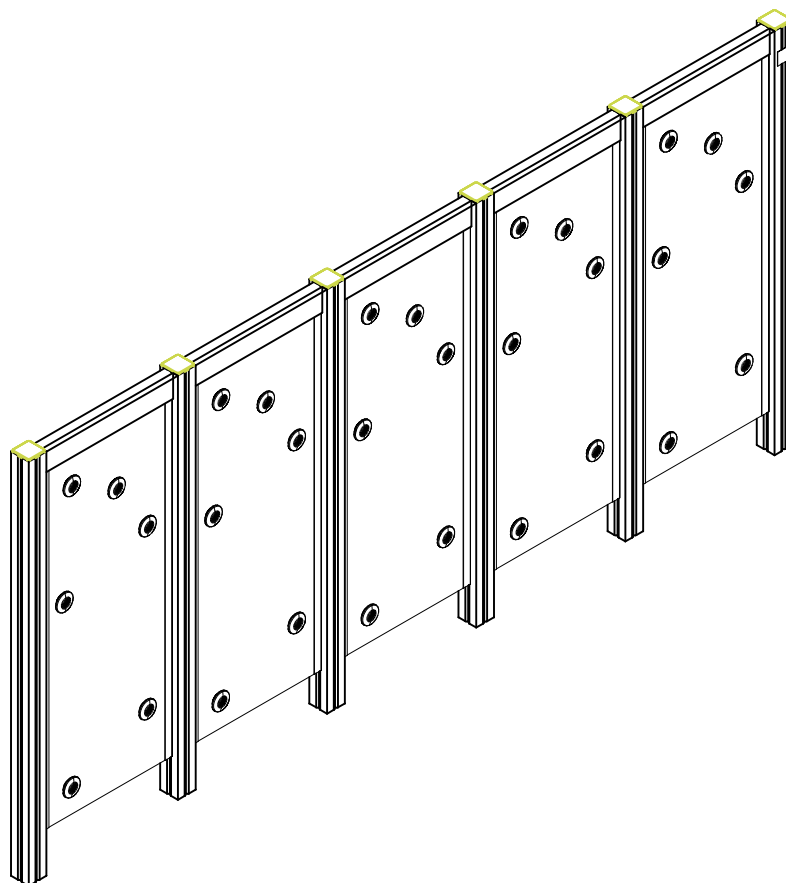
LAPPSET®

FINNO


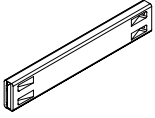
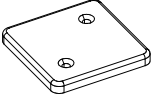
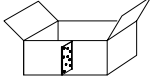

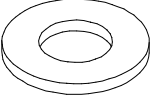
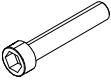
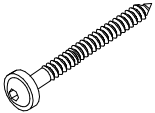
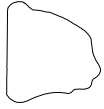
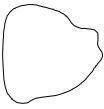

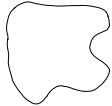
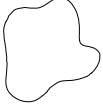
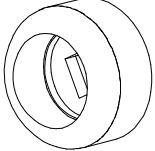
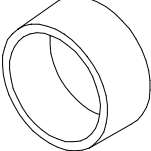

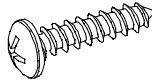
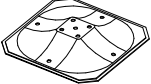
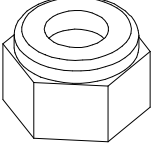
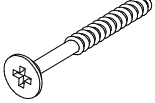

ASENNUSOHJE
MONTERINGSANSVISNING
INSTALLATION INSTRUCTION
AUFBAUANLEITUNG
NOTICE D'INSTALLATION

DATE: 10.6.2016

Q10407



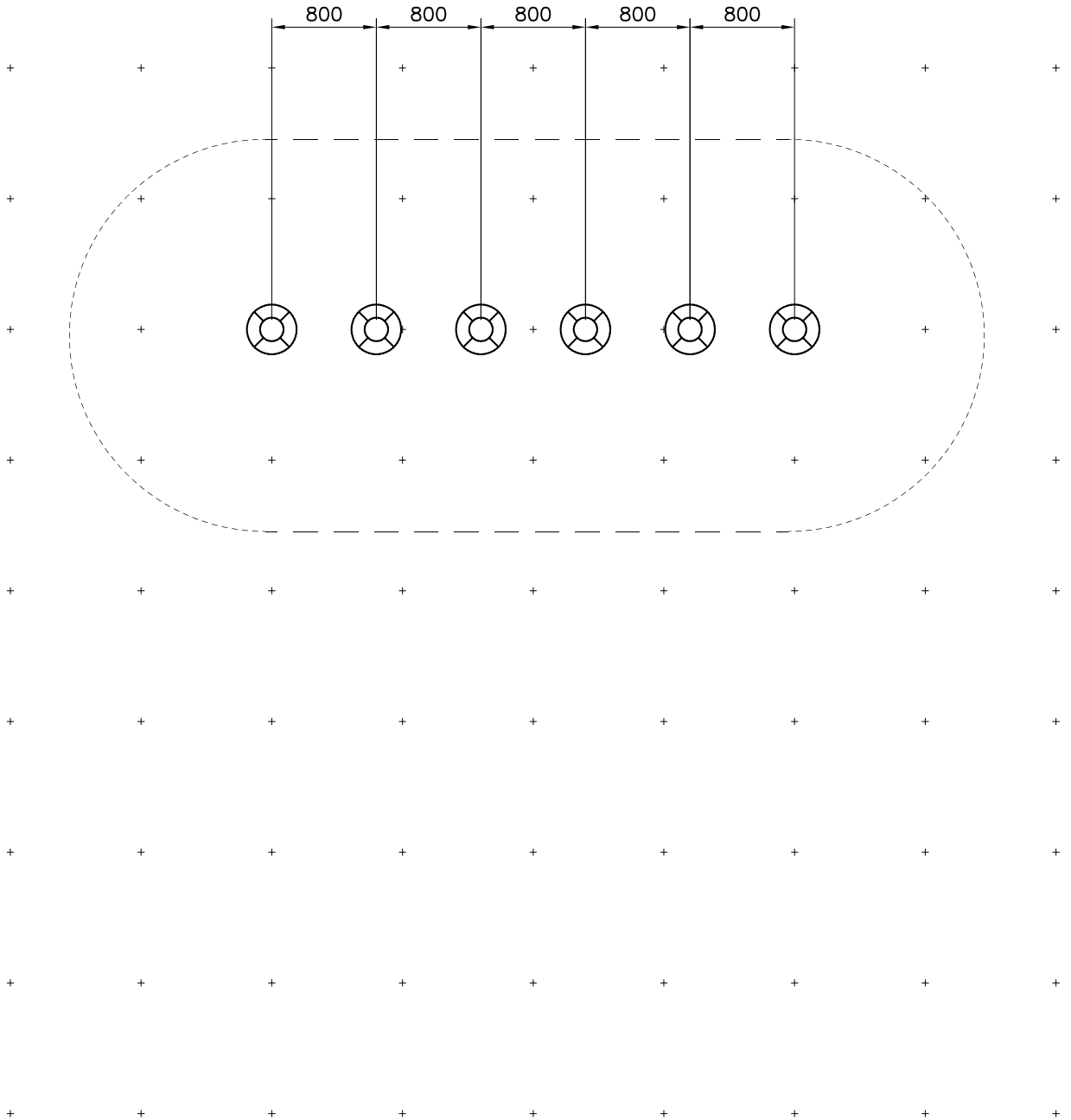
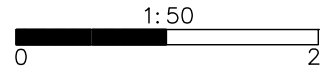
DATE: 21.3.2017

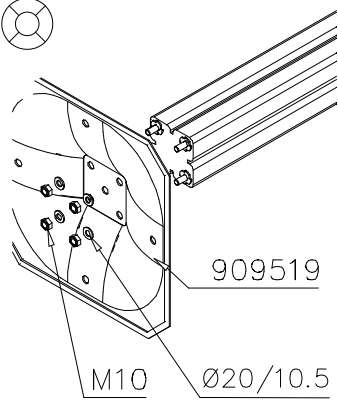
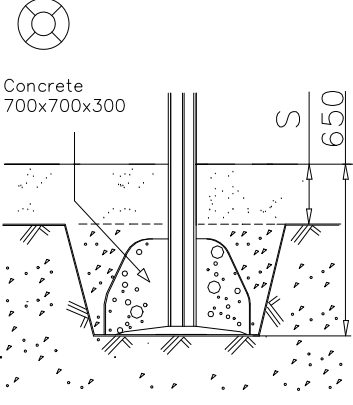
702286  65x65	PCS 1	706439-602  L 704	PCS 5	706481-703  83x83x10	PCS 6	706609  93x93x2400	PCS 5	706669-602  93x93x2400	PCS 6	901302  Ø20/10.5	PCS 30
902232  M10x55	PCS 30	903093  Ø8x90	PCS 20	904297  L GREEN	PCS 5	904298  L BLUE	PCS 10	904299  L YELLOW	PCS 5	904301  XXL RED	PCS 5
904366  Ø6x20	PCS 35	905090  Ø45	PCS 30	905115  Ø30	PCS 30	907770  2x35/40x1659	PCS 10	909506  Ø3.5x13	PCS 4	909519  50x380x380	PCS 6
909637  M10	PCS 30	980107  Ø6x60	PCS 12	P10177  12x686x1660	PCS 5		PCS		PCS		PCS
	PCS		PCS		PCS		PCS		PCS		PCS
	PCS		PCS		PCS		PCS		PCS		PCS
	PCS		PCS		PCS		PCS		PCS		PCS

EN/AS Impact Area 25 m²

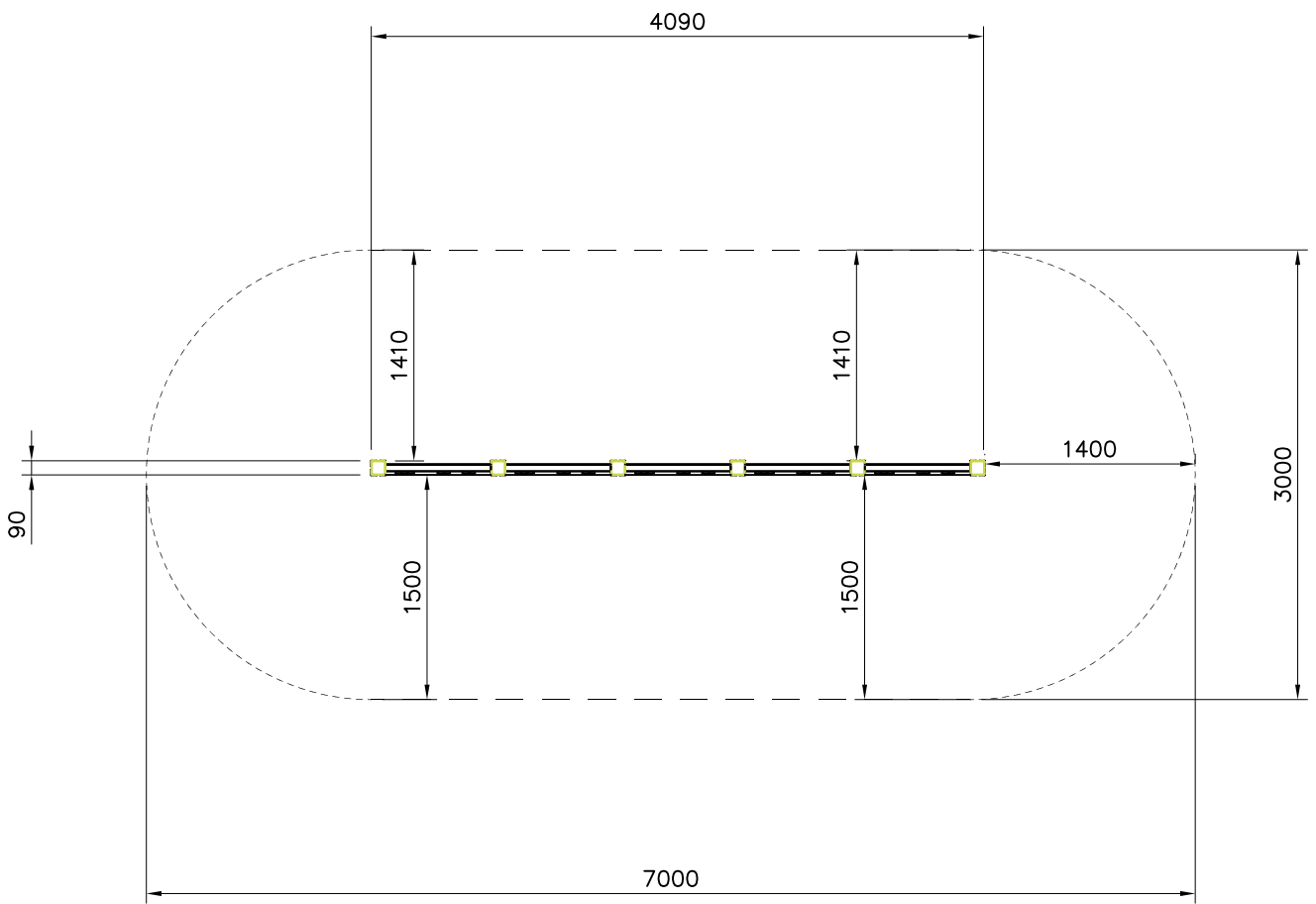
Falling Space 25 m²

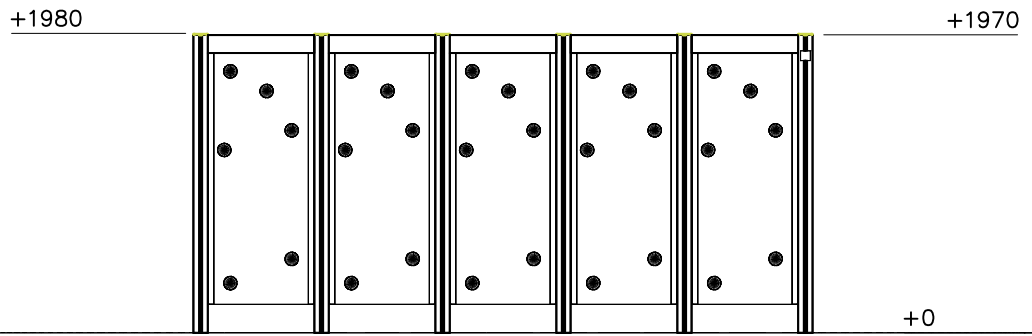
Grid size = 1000mm

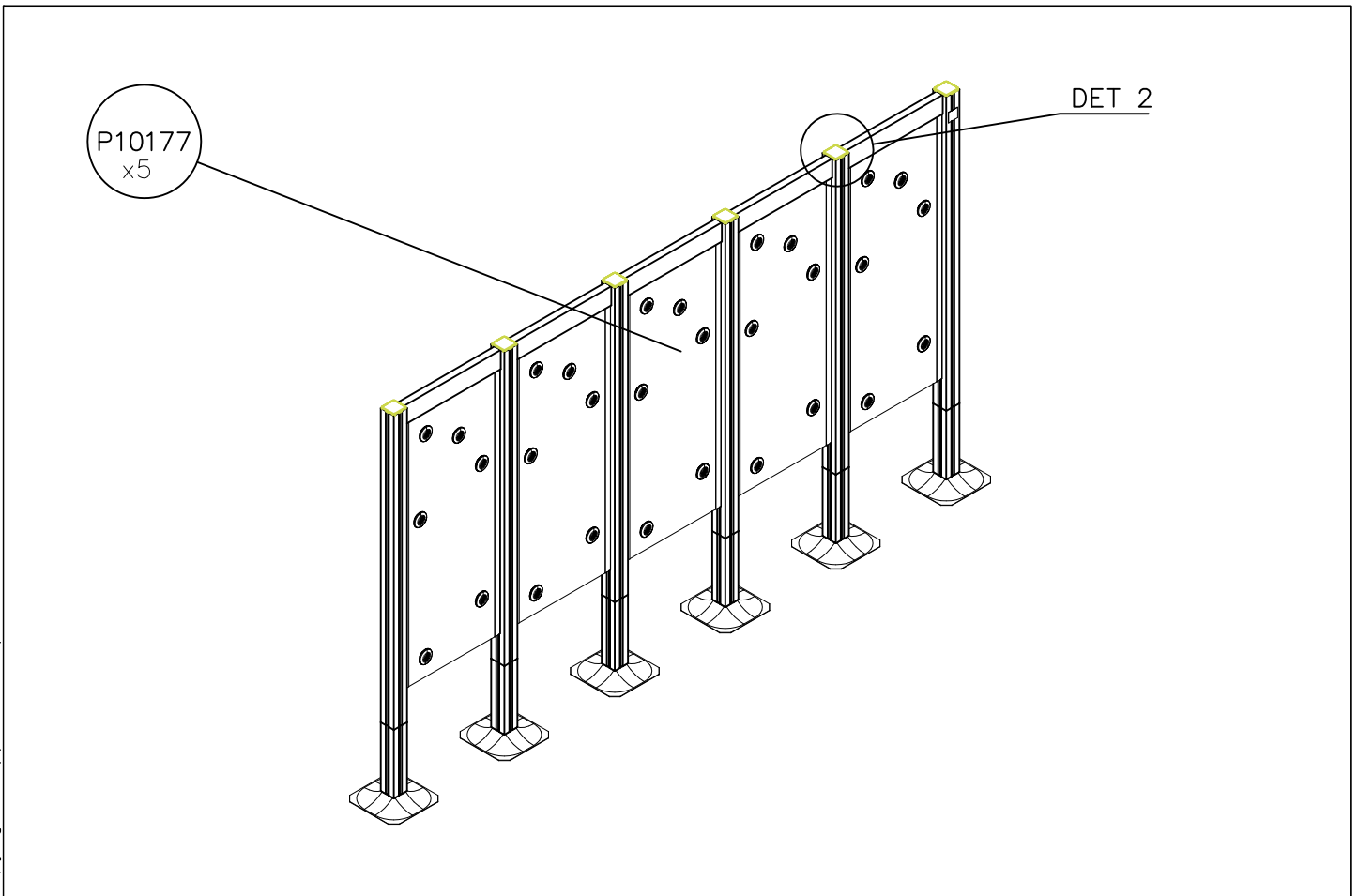
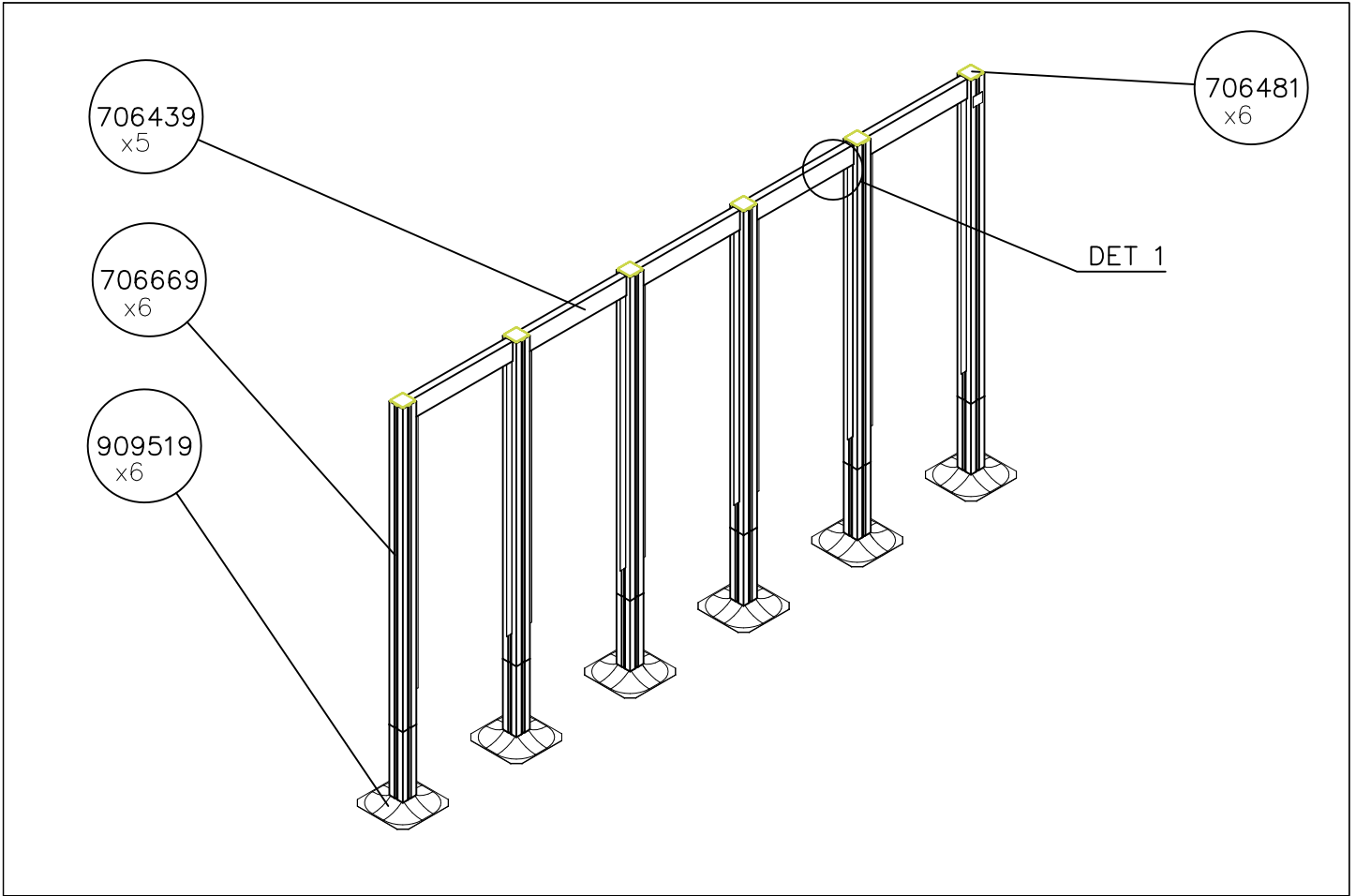


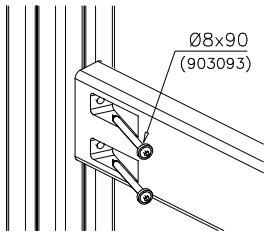
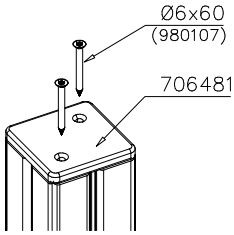
		

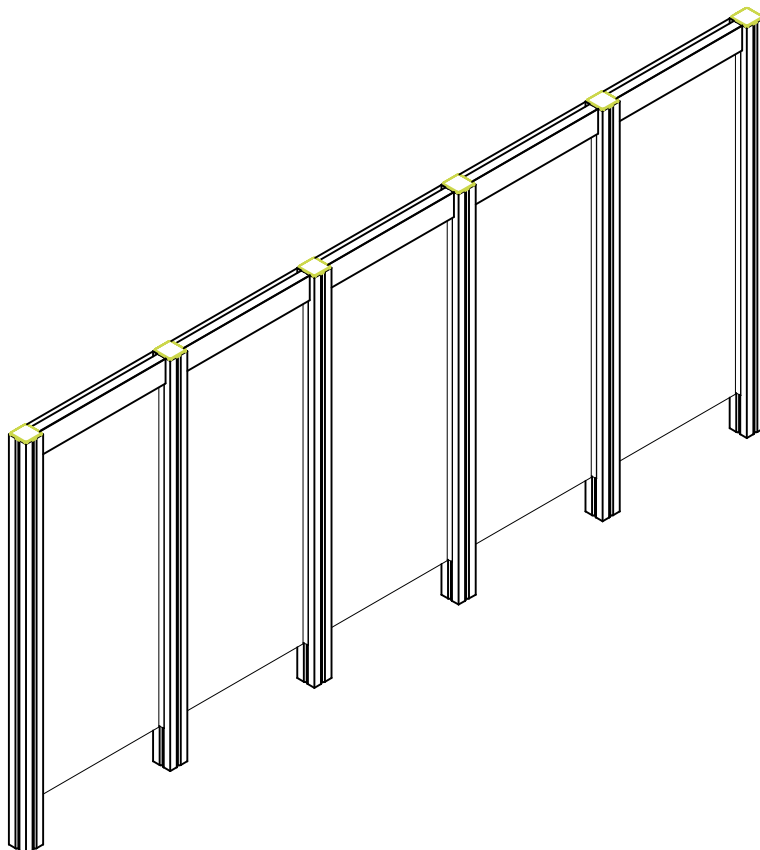
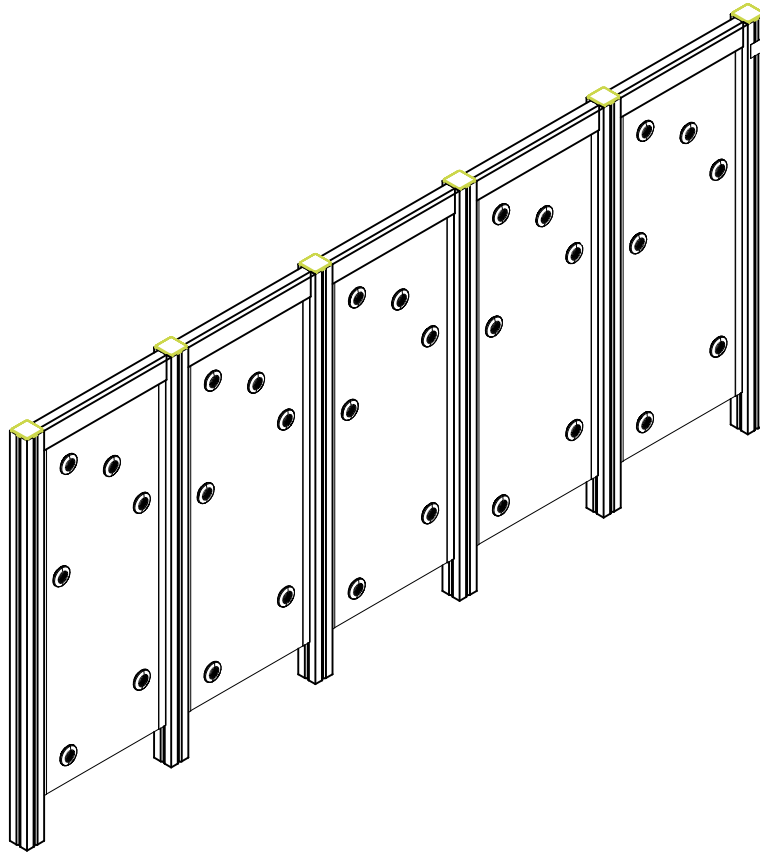
----- Falling Space 25 m²
Max Falling Height 540 mm

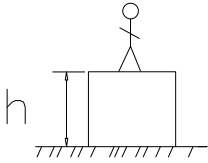




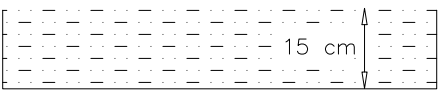
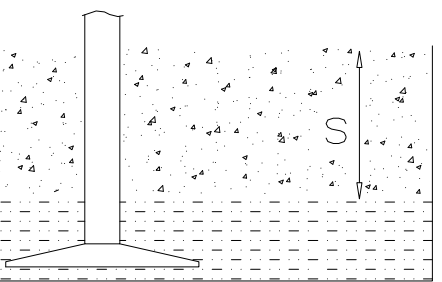
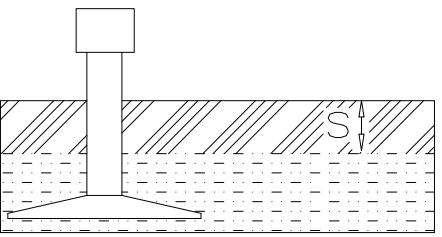




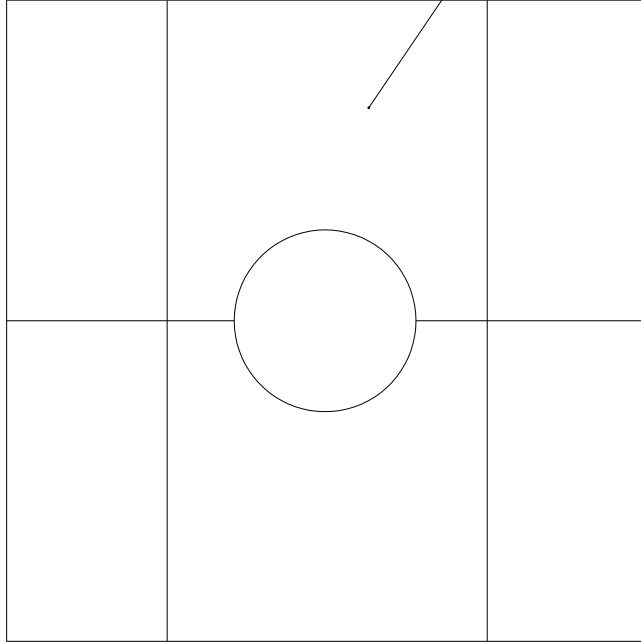


<p>DET 1</p> 	<p>DET 2</p> 		




		
<p>$h < 600$</p> <p>Without movement and therefore without Impact Area</p>	<p>Totally hard surfaces.</p> <p>Note. Lappset does <u>not recommend</u> totally hard surfaces at all.</p>	<p>E.g. concrete or asphalt</p> 
<p>$h < 600$</p> <p>With movement e.g. rocking</p>	<p>Materials with very limited impact attenuating properties.</p>	<p>E.g. wood</p> 
<p>$h < 1000$</p>	<p>Materials with significant impact attenuating properties.</p>	<p>fine gravel 0–8 mm</p>  <p>grass</p>  <p>unsorted sand</p> 
<p>$h < 3000$</p>	<p>Loose fill material</p> <p>E.g. sand/gravel 0,25...8 mm D60/D10<3,0 Woodchips 5...30 mm bark 20...80 mm</p>	 <p>\underline{S} \underline{h}</p> <p>30 cm < 2,0 m</p> <p>40 cm < 3,0 m</p>
	<p>Syntethic granulates</p> <p>\underline{S} \underline{h}</p> <p>40 mm ~> 1,2...1,3 m</p> <p>50 mm ~> 1,5...1,7 m</p> <p>60 mm ~> 1,8...2,0 m</p> <p>70 mm ~> 2,1...2,5 m</p> <p>Note. For accurate values, see manufacturer's instructions.</p>	













REMOVE SAFETY SURFACE/SAND/GRAVEL
TO CHECK FOUNDATION



REMOVE SAFETY SURFACE/SAND/GRAVEL
TO CHECK FOUNDATION





* 904301	PCS	* 904366	PCS
	1		1
XXL RED		XXL GREEN	
* 904298	PCS	* 904299	PCS
	2		1
L BLUE		L YELLOW	
* 904297	PCS	① 904336	PCS
	1		6
L GREEN		Ø6x20	
② 902232	PCS	③ 905090	PCS
	6		6
M10x55		Ø45	
④ 901302	PCS	⑤ 909637	PCS
	6		6
Ø20/10.5		M10	
⑥ 905115	PCS		PCS
	6		
Ø30			
	PCS		PCS
	PCS	○ P10177	PCS
			1
		12x686x1660	

HUOM!

Otepalan asennus, säätö tai paikan vaihto.

Säätömahdollisuus (90°,180°,270°).

Jos asennetun otepalan suuntaa- tai paikkaa halutaan muuttaa.

Irrota otepalan kiinnityspultti ja otepala, käännä tai vaihda.

Siirrä tarvittaessa tappi oikeaan upotusreikään. Asenna avatut osat paikoilleen ja lopuksi kiinnitä muovitulppa Ø30 paikoilleen kaikkiin otekokoonpanoihin.

NOTE:

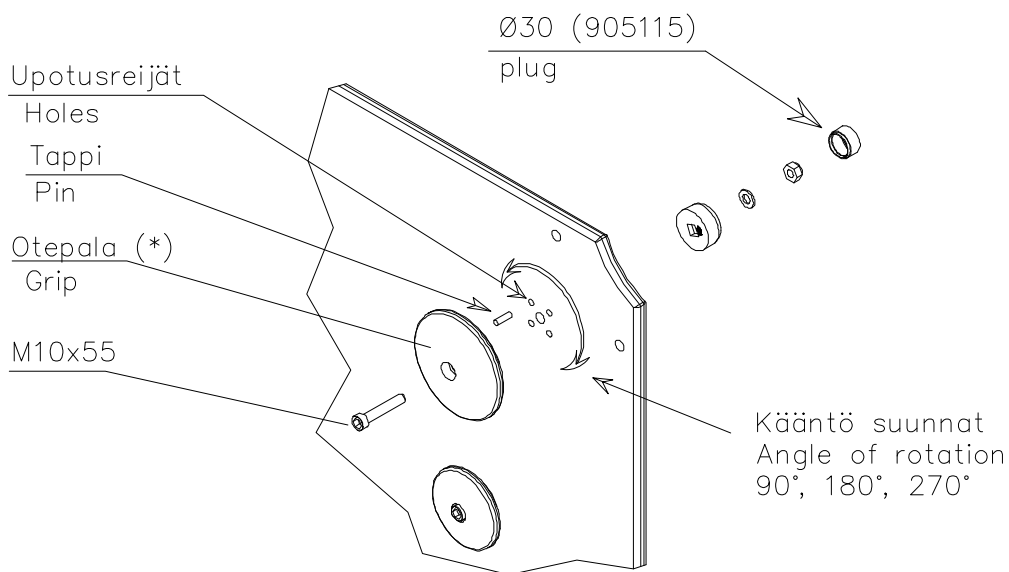
Grip positions and angles are adjustable (90°,180°270°).

Grip can be repositioned by removing the fastening bolt and pulling the grip off.

Securing pin can be repositioned when angle is changed.

After the parts are reassembled.

Finish the assembly by fastening the cover plugs (Ø30).



**Tuotekyltti tulee tuotteen mukana yhdellä seuraavista tavoista:****1) Metallinen tuotekyltti ja kiinnitysruuvit**

- Kiinnitä tuotekyltti ruuveilla tolppaan noin 2 metrin korkeuteen kuvan 1 mukaisesti.

2) Tuotekylttitarra

- Puhdista maalattu metalli- tai vaneripinta pölystä ja kosteudesta. Liimaa tarra kuvan 2 mukaisesti.
- Huom. Älä kiinnitä tarraa karheapintaiseen laminaattiin tai maalattuun puuhun.

Vår produktmärkning levereras på ett av följande sätt:**1) Produktskylt i metall**

- Fäst skylten med de medföljande skruvarna

2) Självhäftande produktetikett

- Rengör den pulverlackerade metallytan eller laminatyten så att den blir fri från smuts och fukt. Fäst etiketten enligt fig. 2.
- Obs! Fäst ej etiketten på detaljer med skrovlig yta eller på målat trä.

Product label is delivered by one of following ways:**1) Metal product label and screws**

- Fasten the label with screws.

2) Label sticker

- Clean the painted metal or plywood surface from dirt and moisture. Fasten the sticker as shown in the figure 2.
- Note. Do not attach the sticker to rough surfaced laminate or painted wood.

La plaque d'informations produit est livrée sous l'une de ces 3 formes :**1) Plaque métallique et vis**

- Fixez la plaque à l'aide des vis.

2) Etiquette autocollante

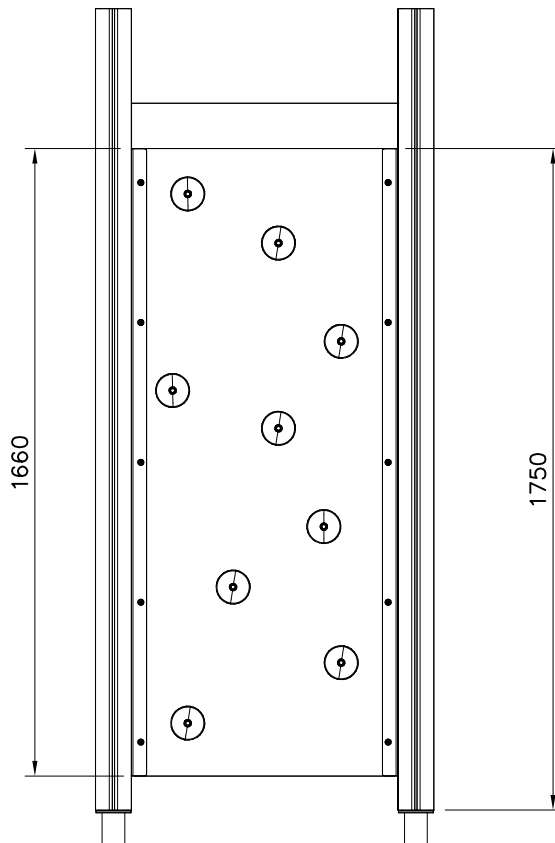
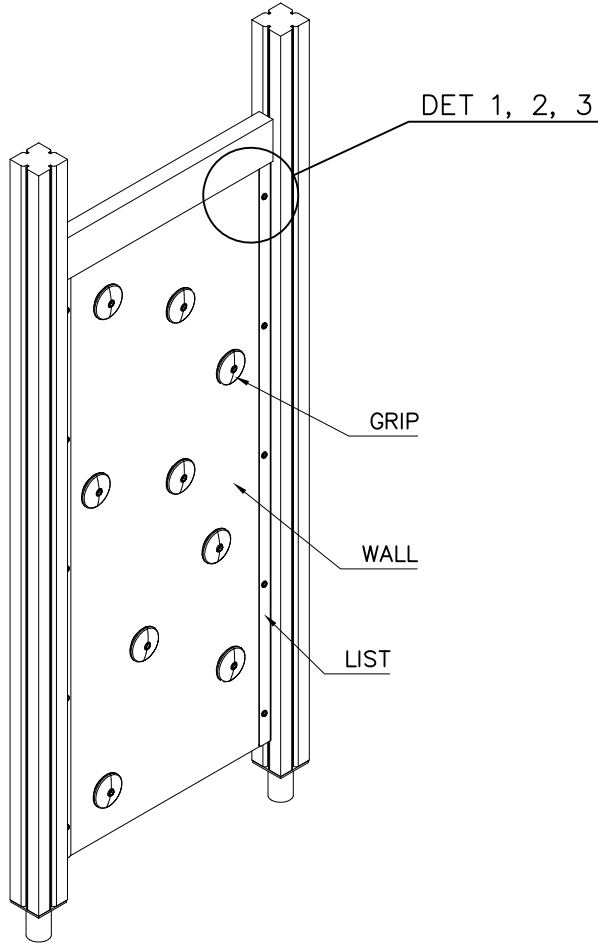
- Avant de coller l'étiquette, nettoyez le composant métallique peint ou la plaque de contreplaqué, de toute saleté. La surface doit être sèche (voir image 2).
- Attention, ne pas coller l'étiquette sur une surface lamellé-collée irrégulière ou sur du bois peint.

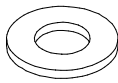
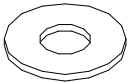
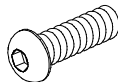
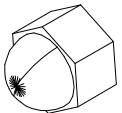
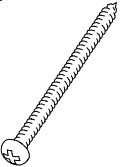

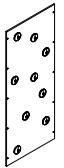
Die Auslieferung des Produktaufklebers erfolgt auf eine dieser Arten:**1) Produkt-Schild aus Metall incl. Schrauben**

- Die Befestigung des Schildes erfolgt mittels der Schrauben.

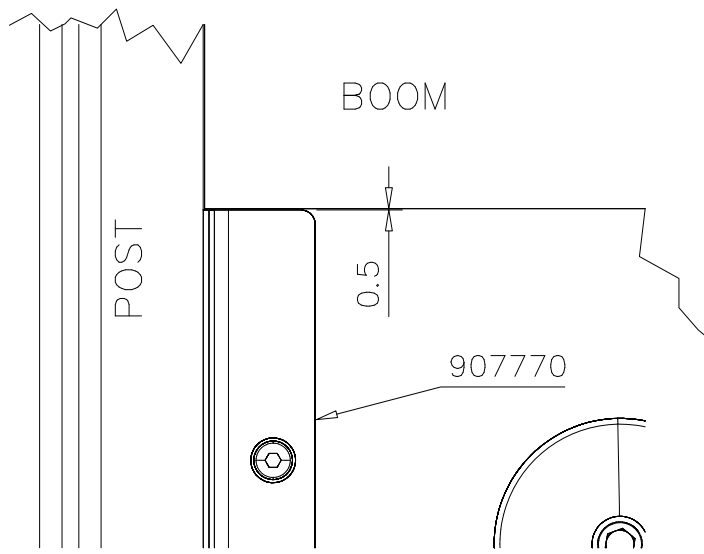
2) Aufkleber

- Entfernen Sie zunächst Schmutz und Feuchtigkeit vom lackierten Metall bzw. von der Holzoberfläche und bringen Sie den Aufkleber wie im Bild oben rechts beschrieben auf den gesäuberten Untergrund auf.
- Beachten Sie: Bringen Sie den Aufkleber nicht auf raues laminiertes oder lackiertes Holz an.

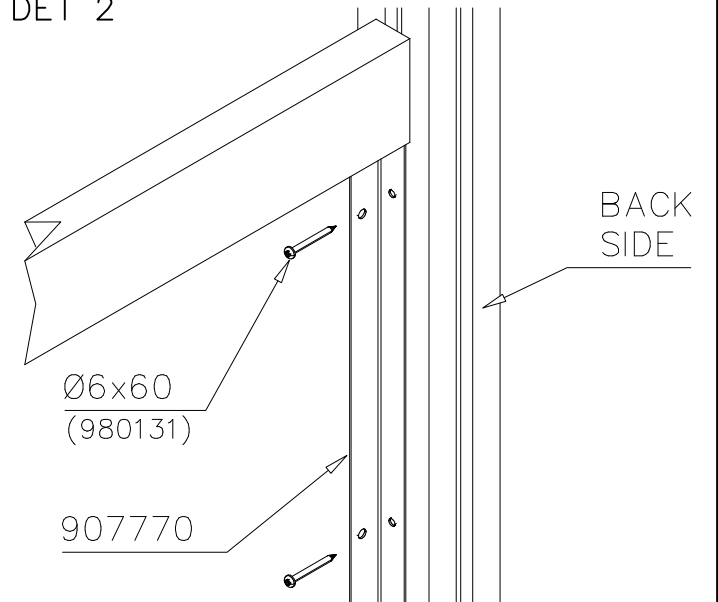


① 909256	PCS	② 980152	PCS
	10		10
Ø16/8.4x1.6		Ø24/8.4x2	
③ 909850	PCS	④ 909633	PCS
	10		10
M8x25		M8	
	PCS	⑤ 980131	PCS
			10
		Ø6x60	
	PCS		PCS
	PCS		PCS
	PCS		PCS
○ 907770	PCS	○ 706646 + grips	PCS
	2		1
2x35/40x1659			
	PCS		PCS

DET 1



DET 2



DET 3

