

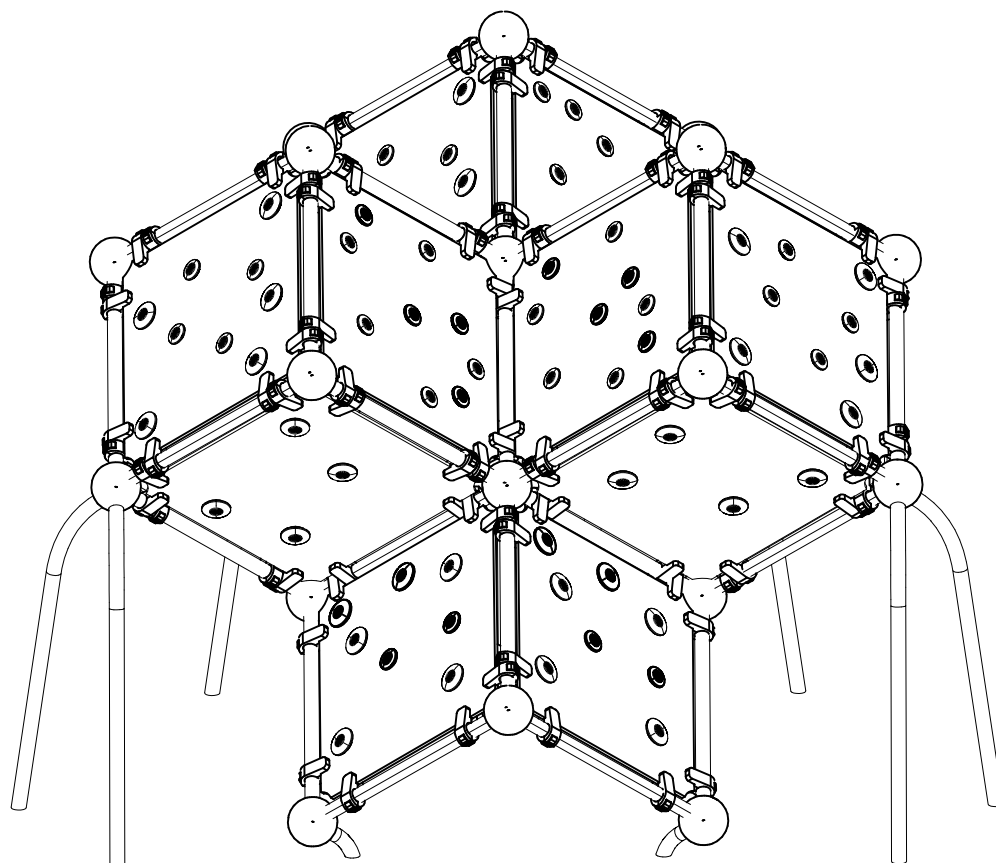
LAPPSET®

CLOXX


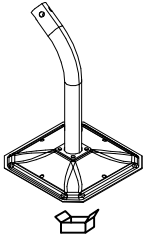

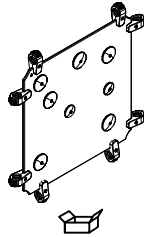
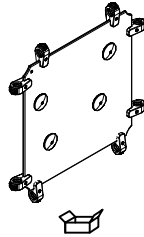
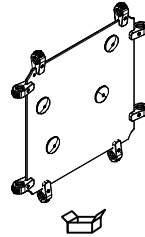
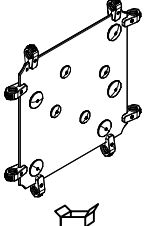
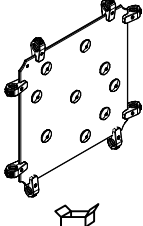
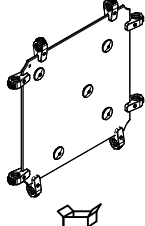
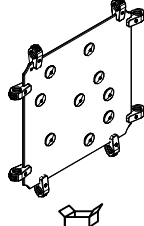
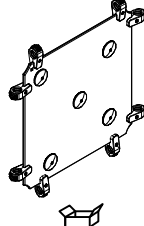
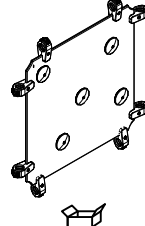
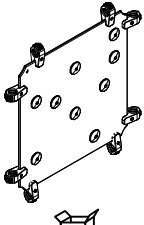
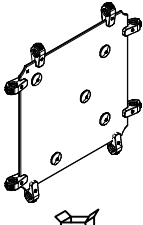
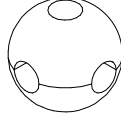
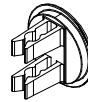
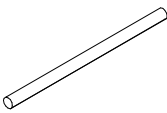
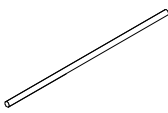
ASENNUSOHJE
MONTERINGSANSVISNING
INSTALLATION INSTRUCTION
AUFBAUANLEITUNG
NOTICE D'INSTALLATION

DATE: 25.2.2015

220620



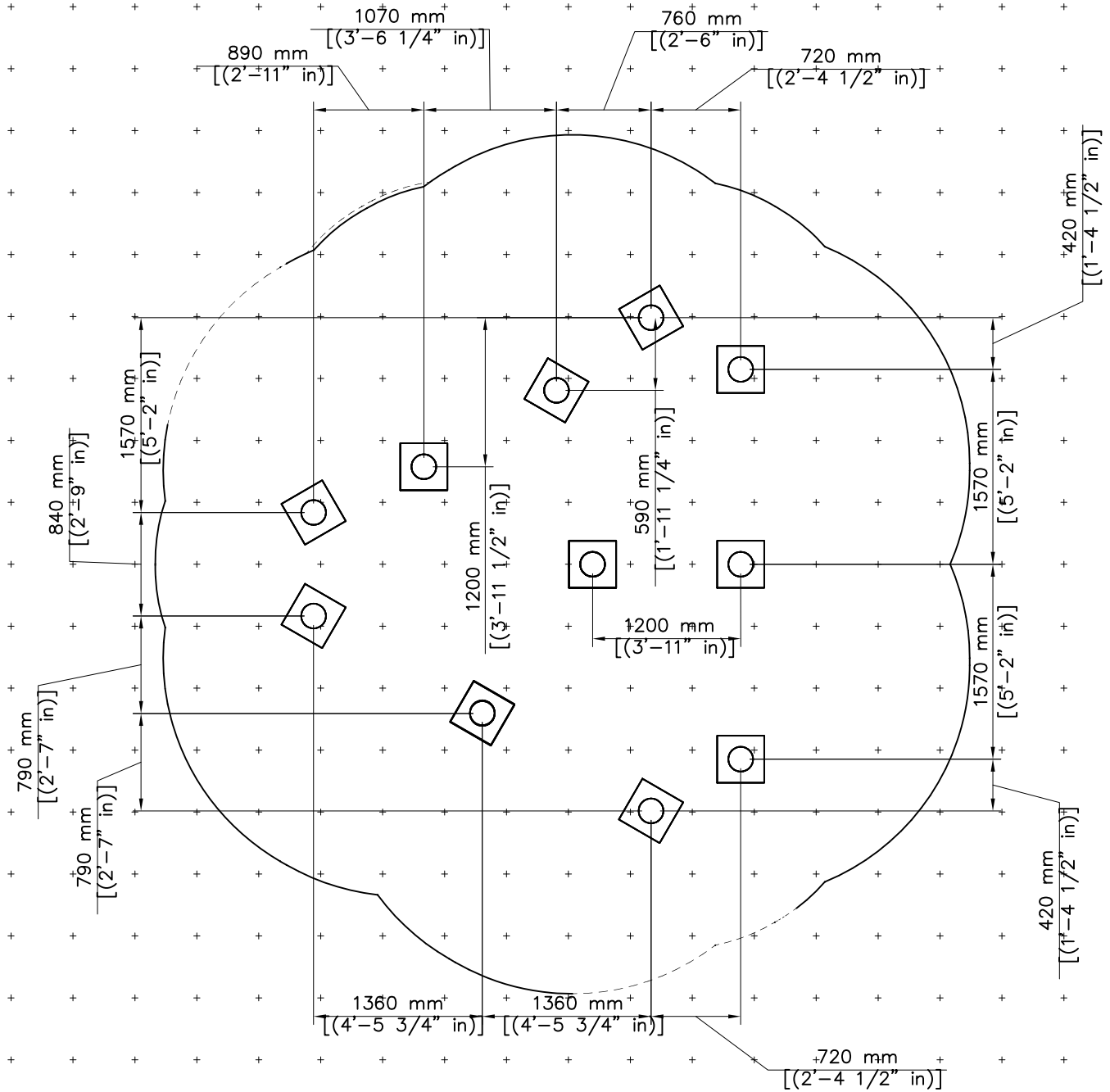
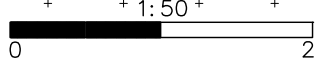
DATE: 25.2.2015

<p>702341</p>  <p>90x50</p>	PCS 1	<p>703638</p> 	PCS 3	<p>703640</p> 	PCS 8	<p>703840</p> 	PCS 2	<p>703841</p> 	PCS 2	<p>703842</p> 	PCS 2
<p>703843</p> 	PCS 3	<p>703844</p> 	PCS 1	<p>703845</p> 	PCS 2	<p>703846</p> 	PCS 1	<p>703847</p> 	PCS 1	<p>703848</p> 	PCS 2
<p>703849</p> 	PCS 1	<p>703850</p> 	PCS 1	<p>902134</p> 	PCS 23	<p>904747</p>  <p>60x60x2</p>	PCS 45	<p>902424</p>  <p>L 1034</p>	PCS 33	<p>904389</p>  <p>L 2148</p>	PCS 4
	PCS		PCS		PCS		PCS		PCS		PCS
	PCS		PCS		PCS		PCS		PCS		PCS
	PCS		PCS		PCS		PCS		PCS		PCS
	PCS		PCS		PCS		PCS		PCS		PCS

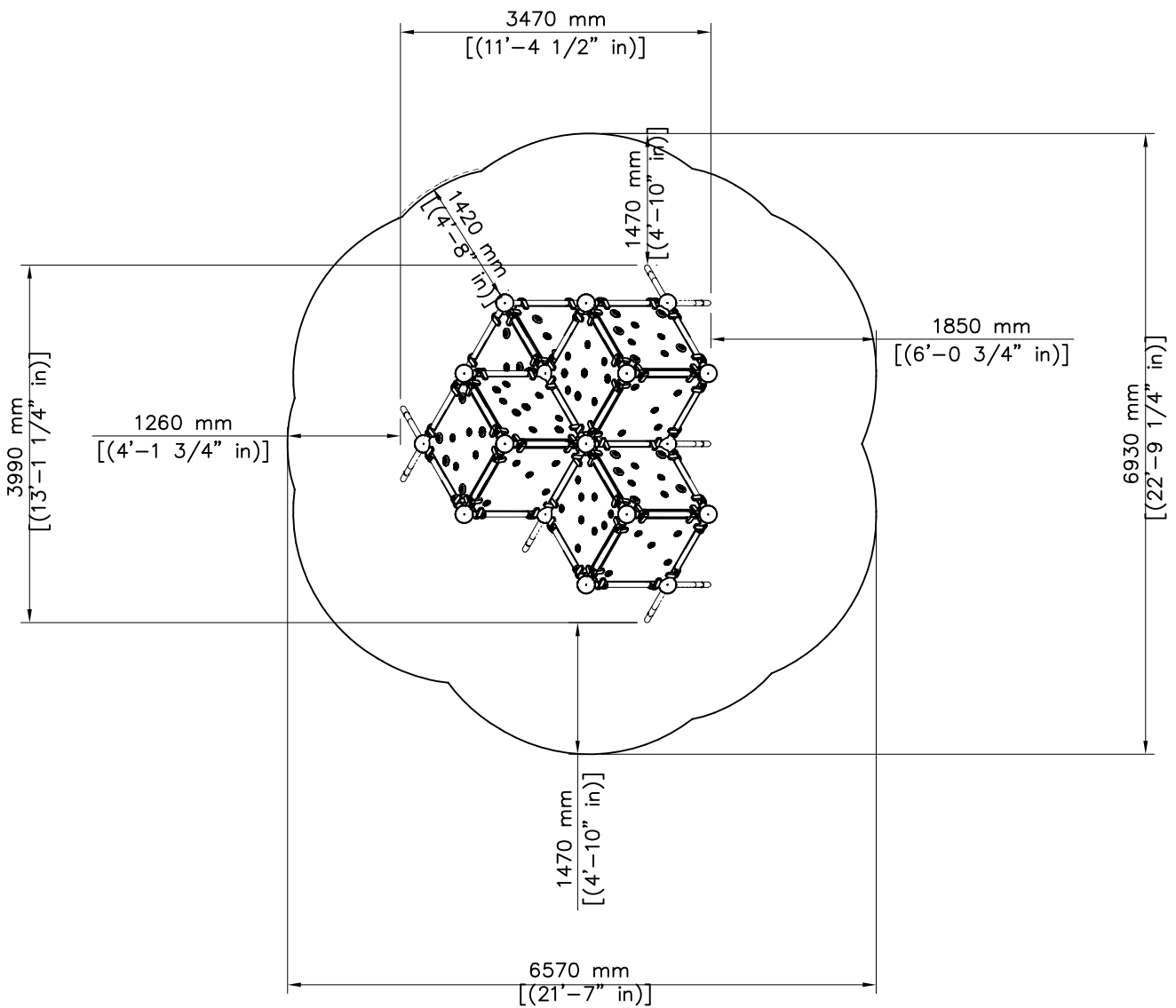
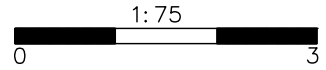
EN/AS Impact Area 35.5 m² (383 sq ft)

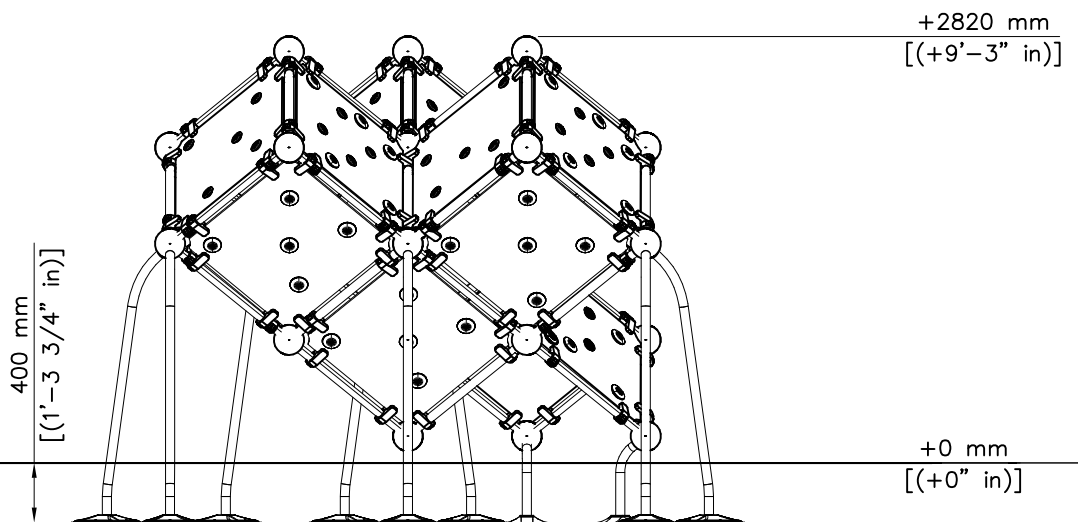
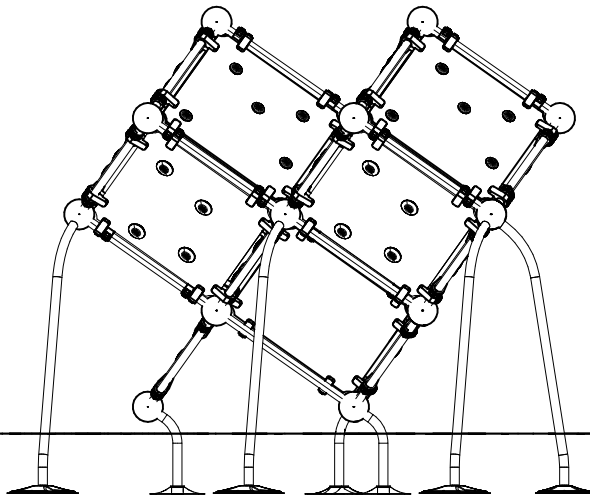
Grid size = 500 mm (20" in)

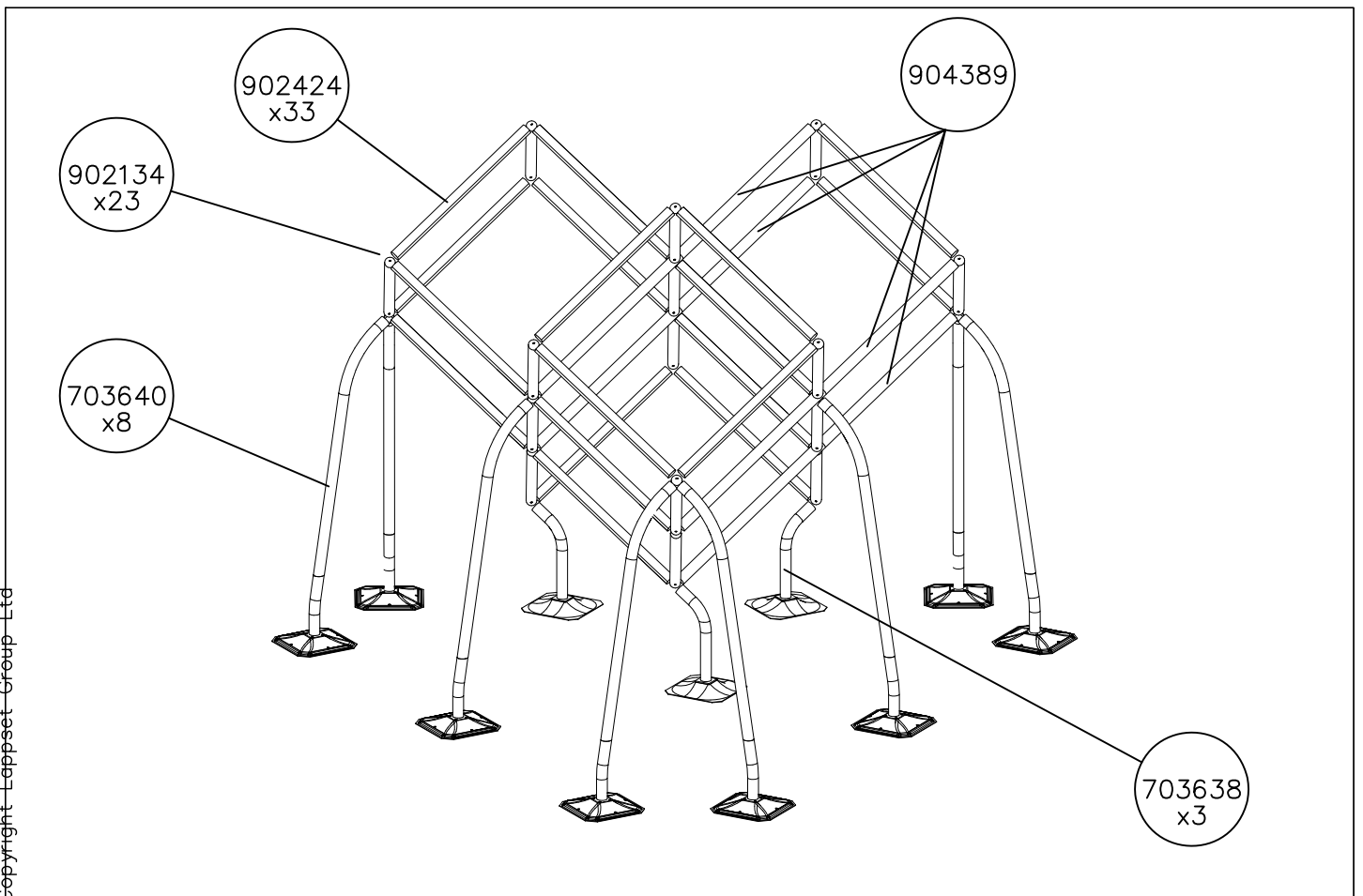
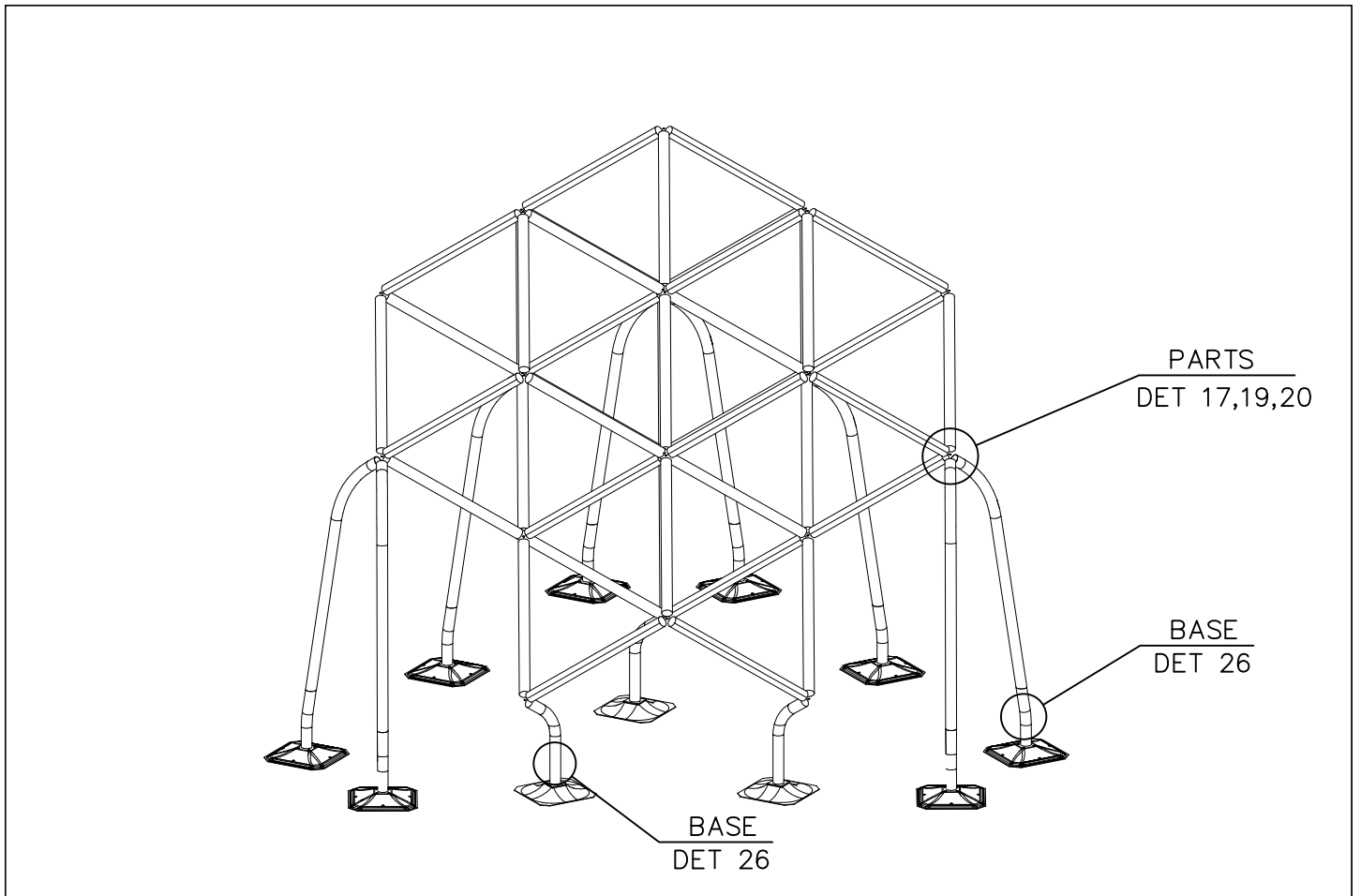
Falling Space 35.5 m² (383 sq ft)

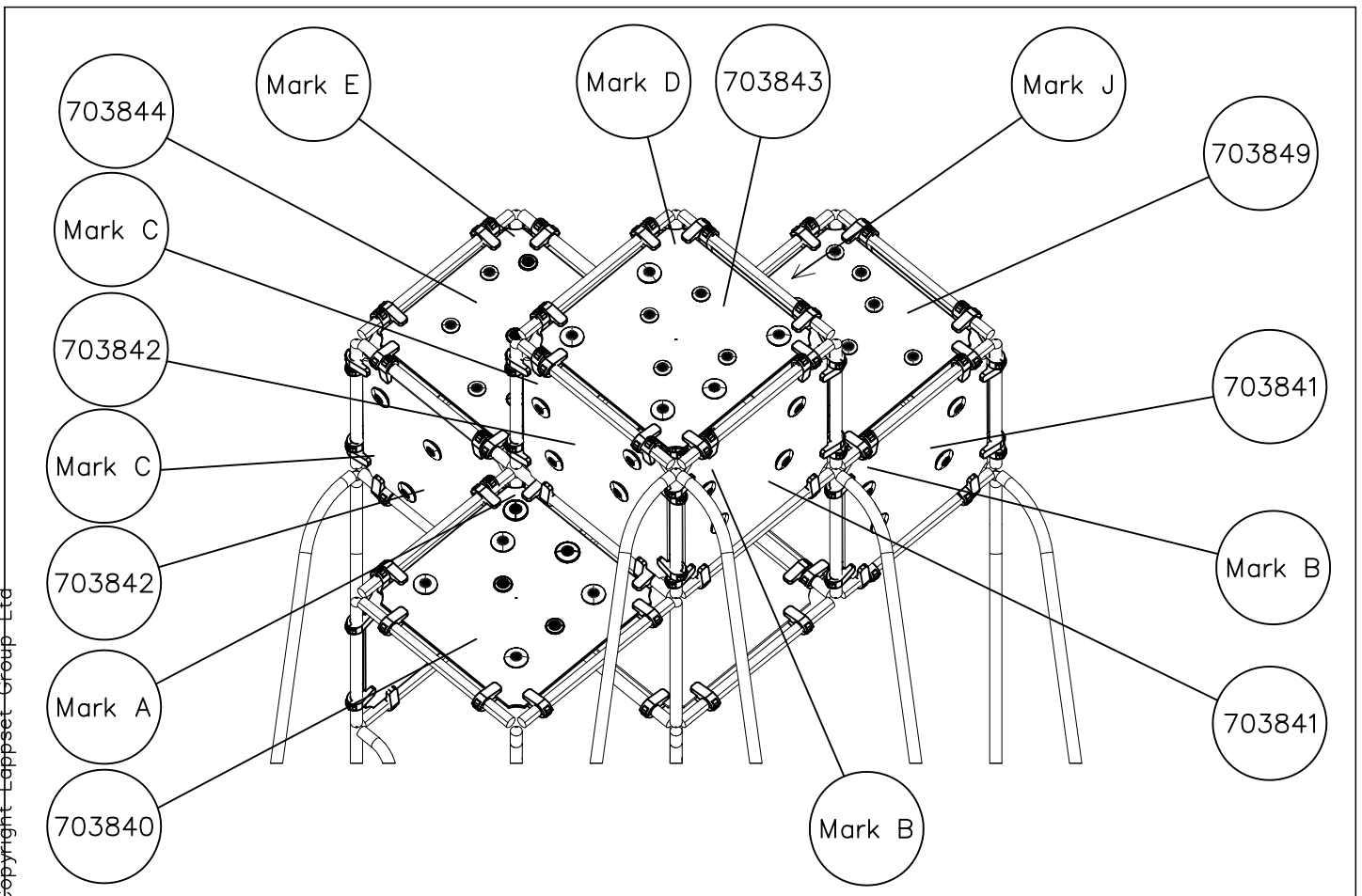
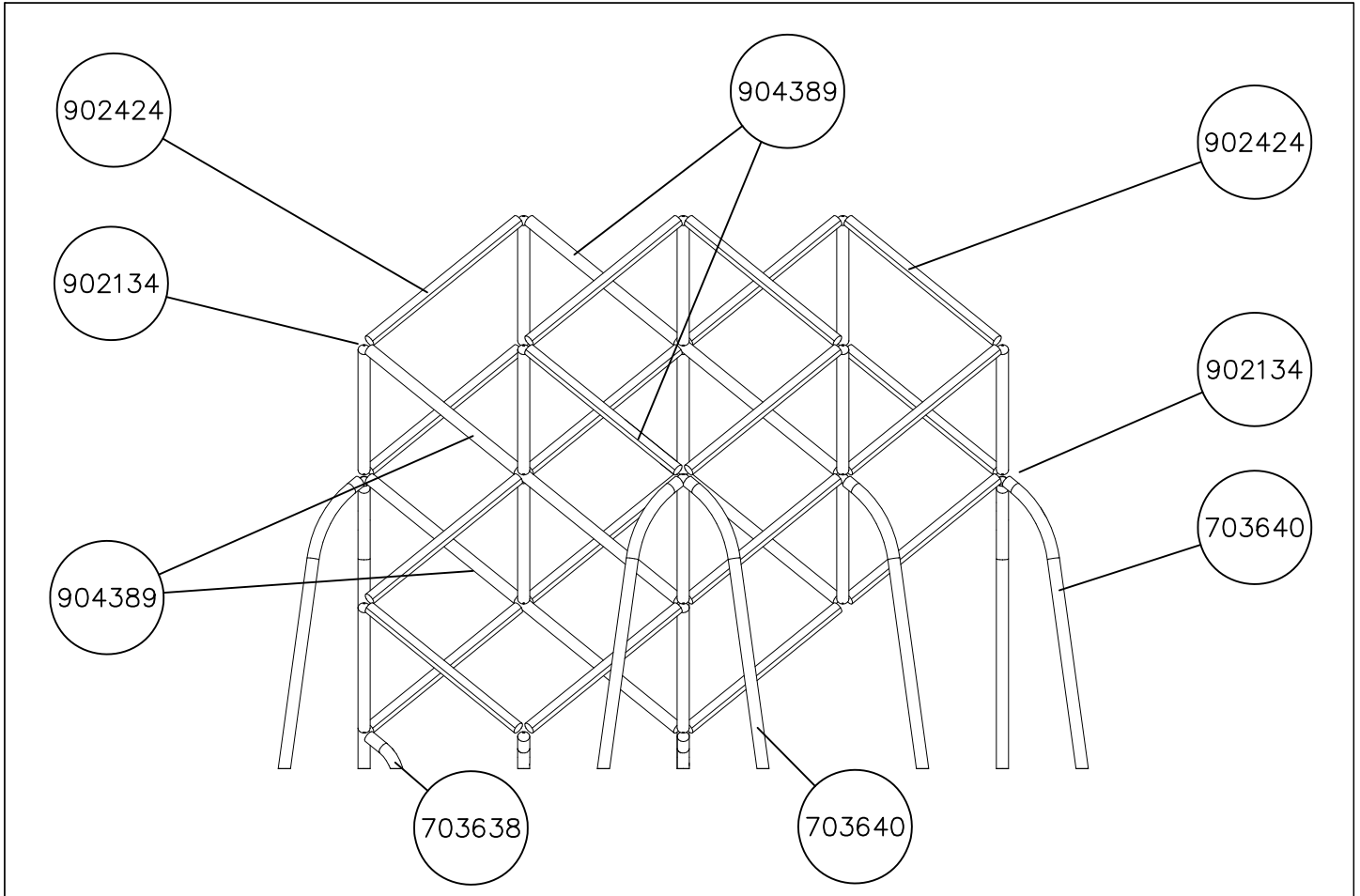


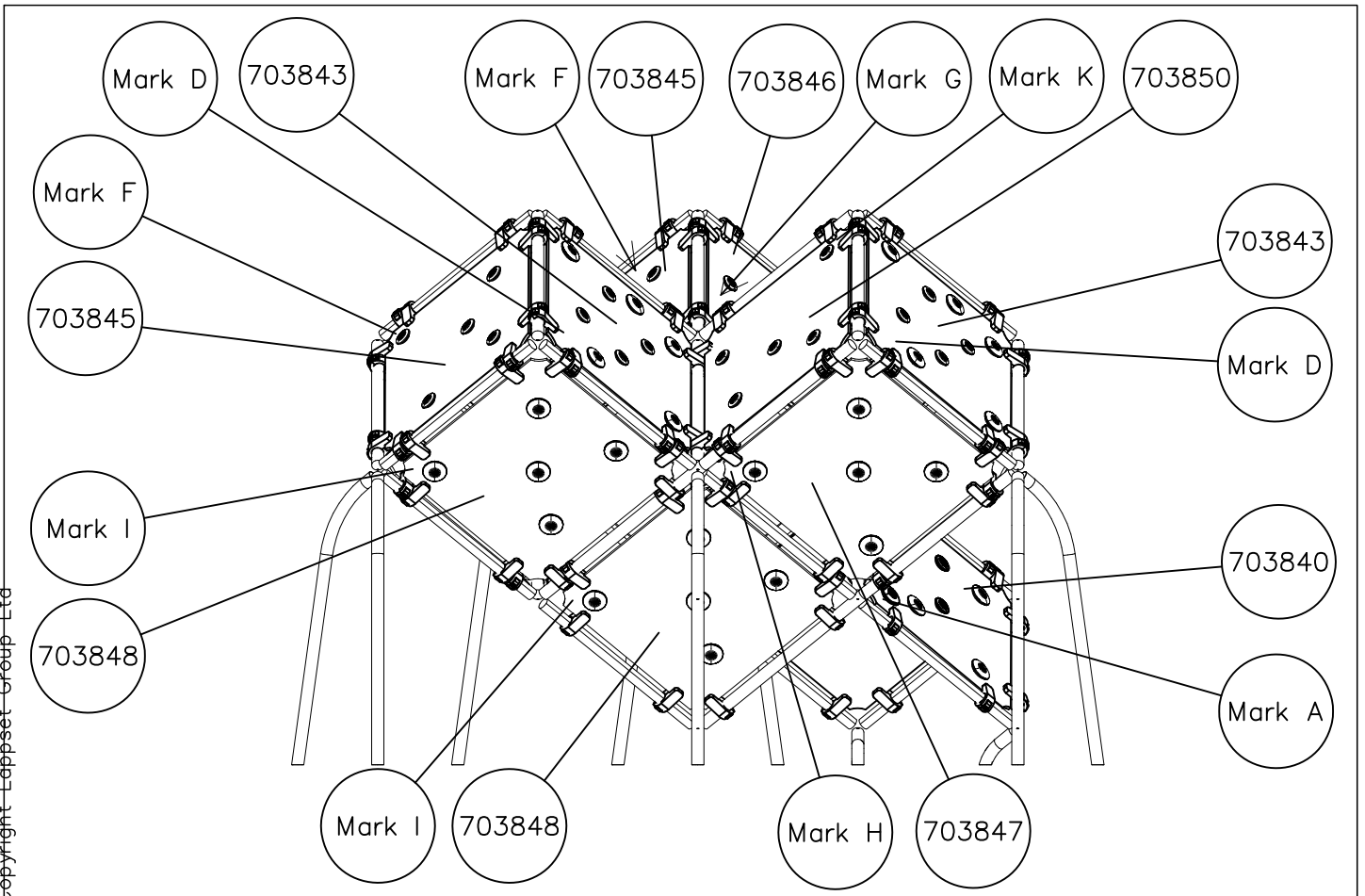
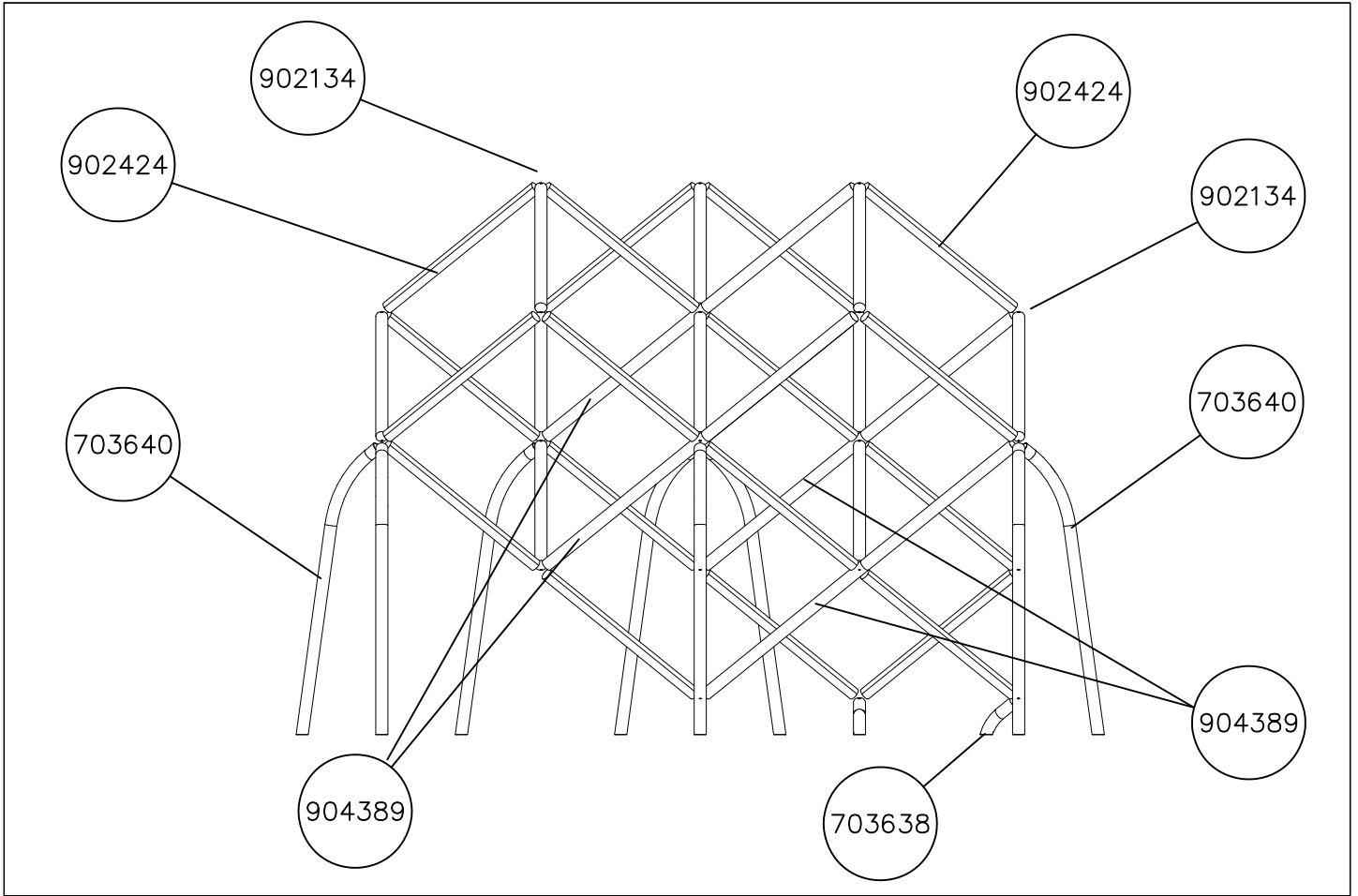
- EN/AS Impact Area 35.5 m² (383 sq ft)
- Falling Space 35.5 m² (383 sq ft)
- Max Falling Height 2820 mm (9'-3" in)

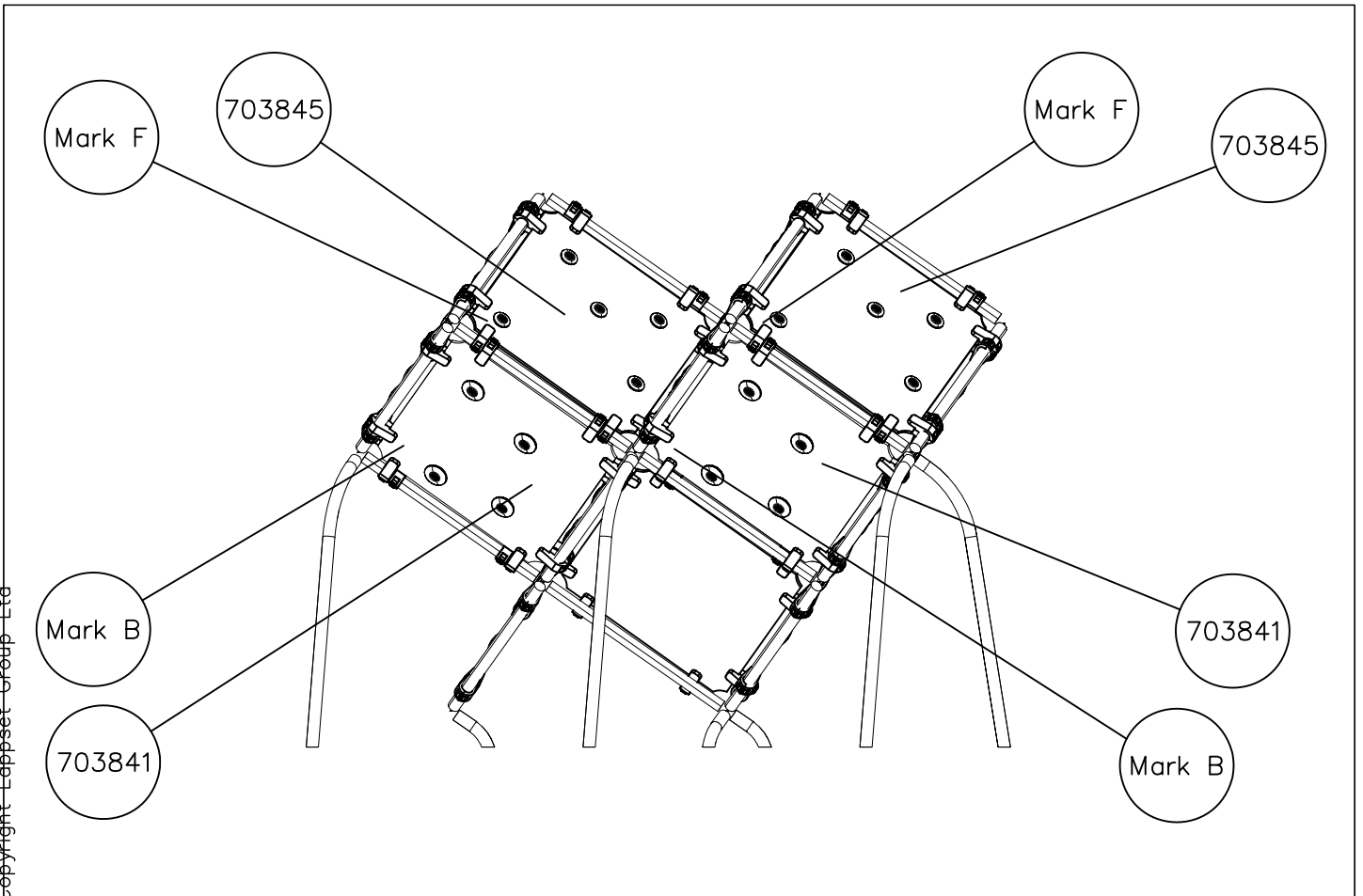
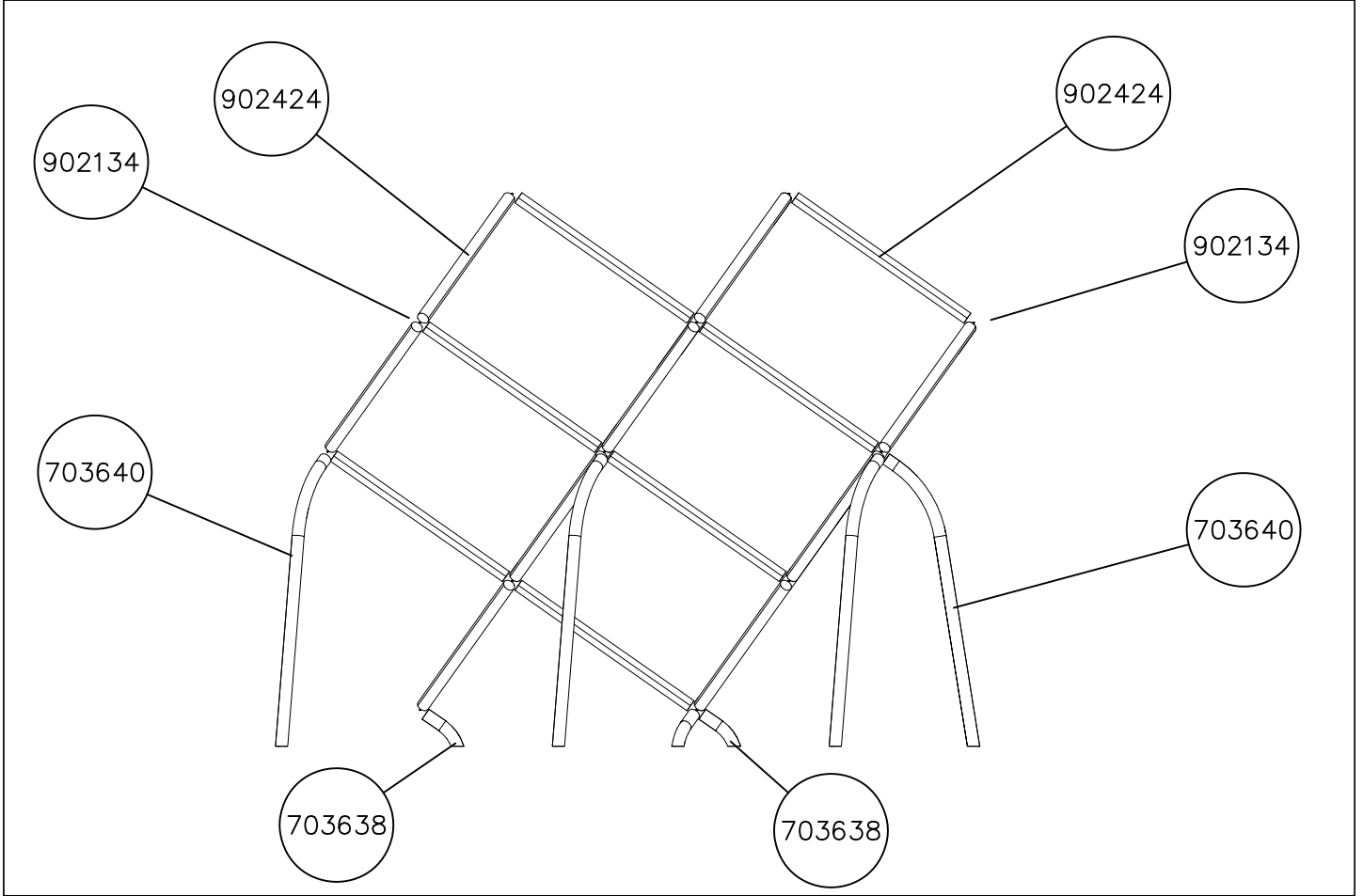


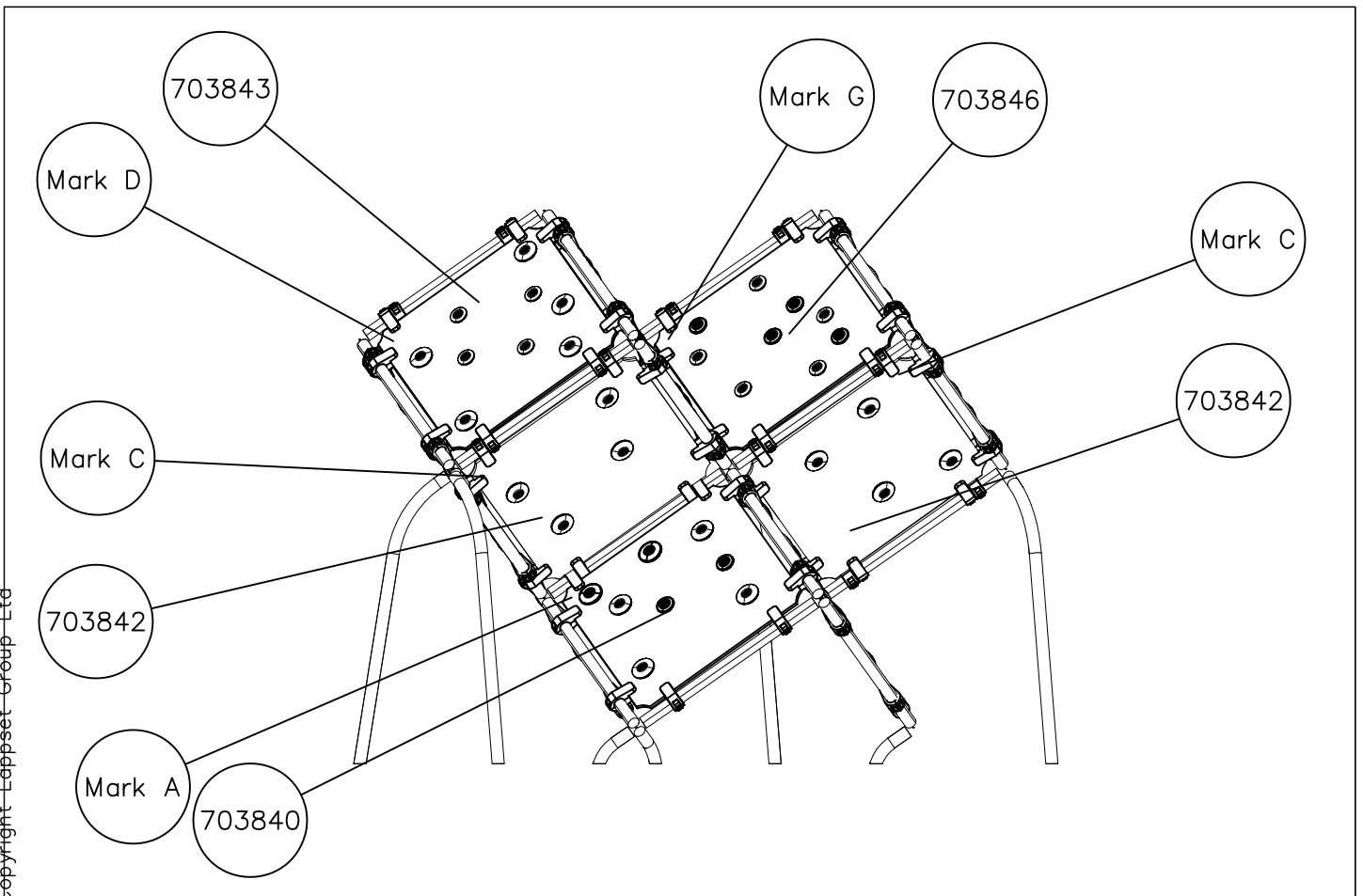
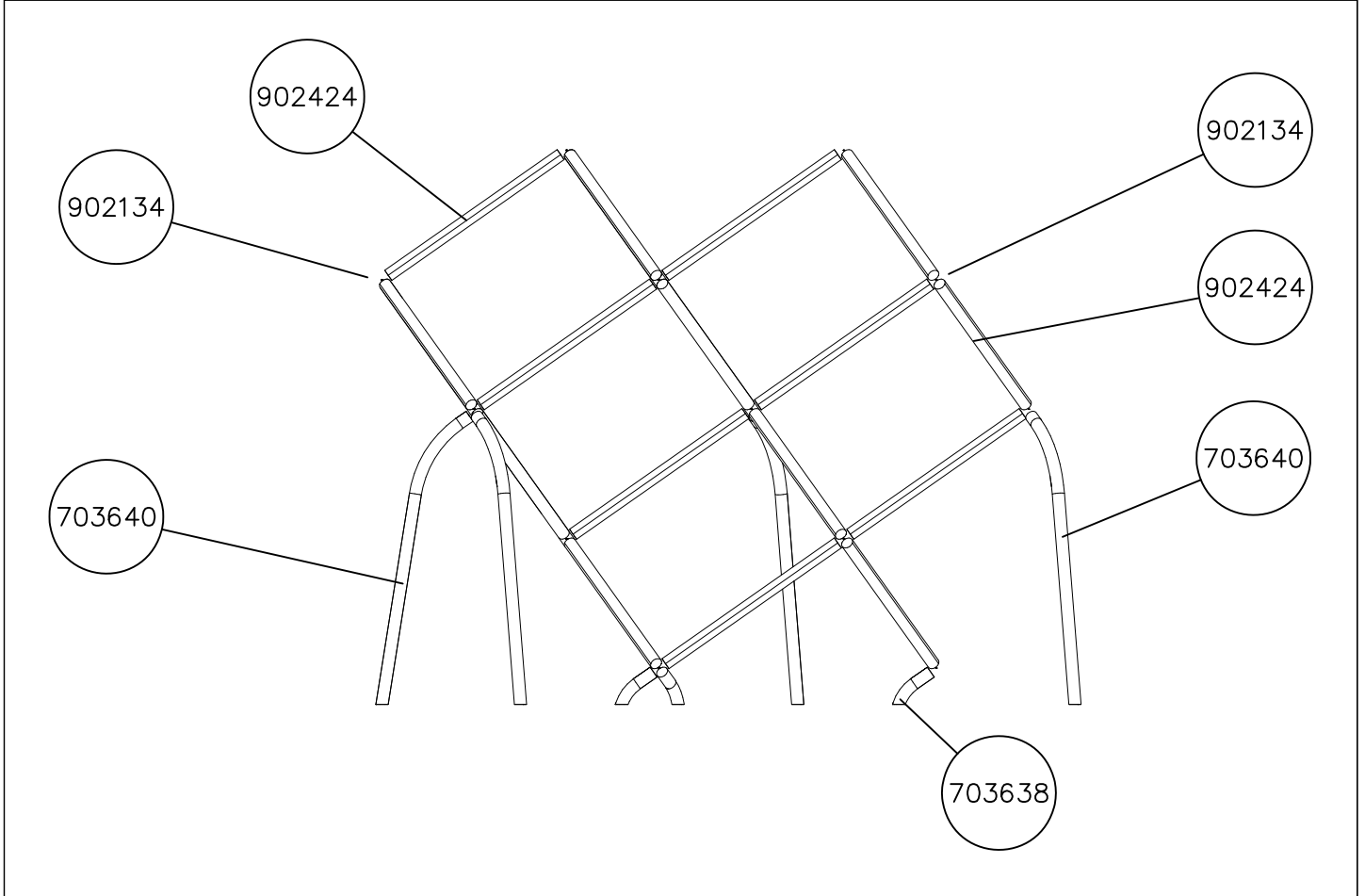


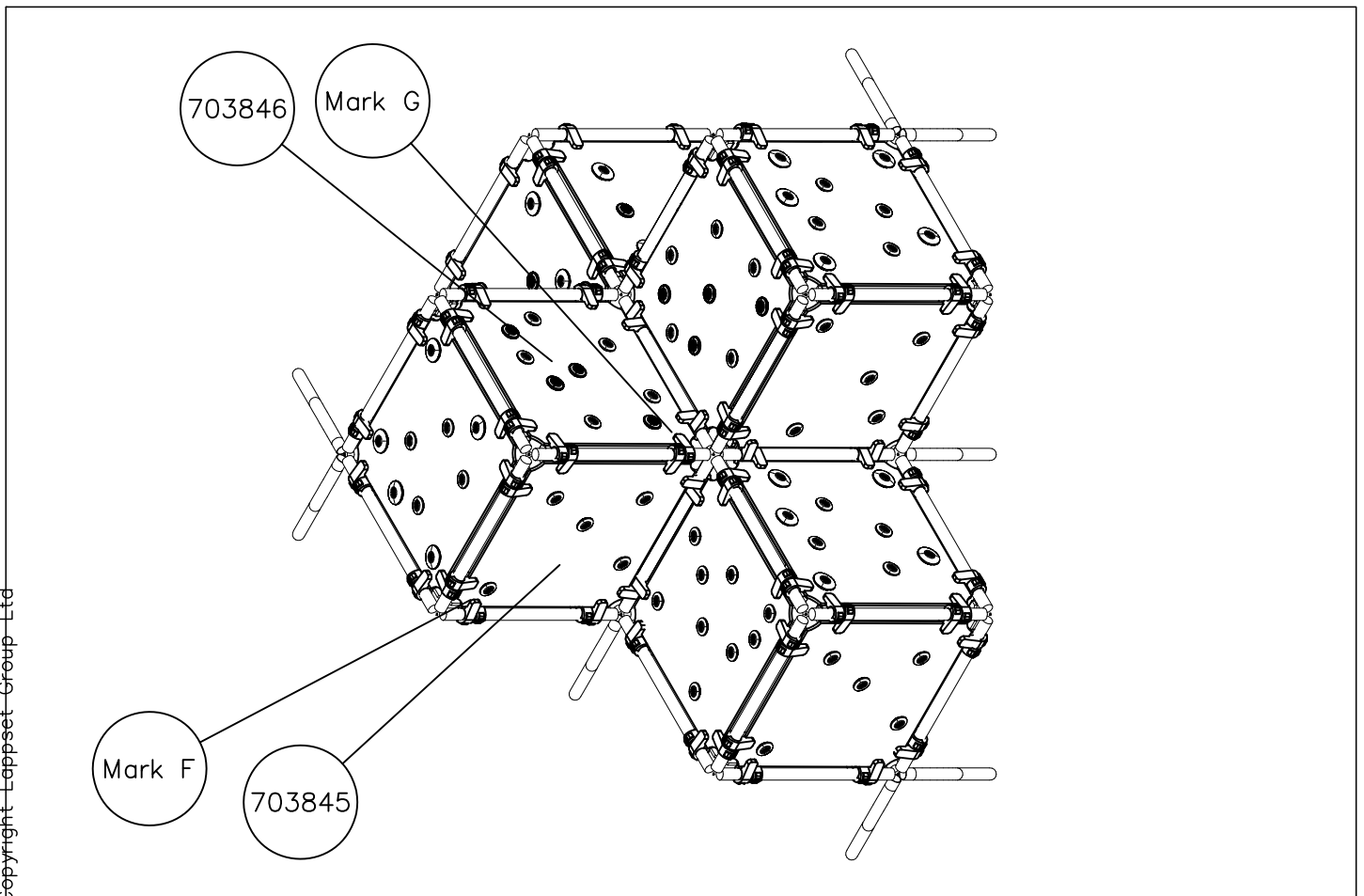
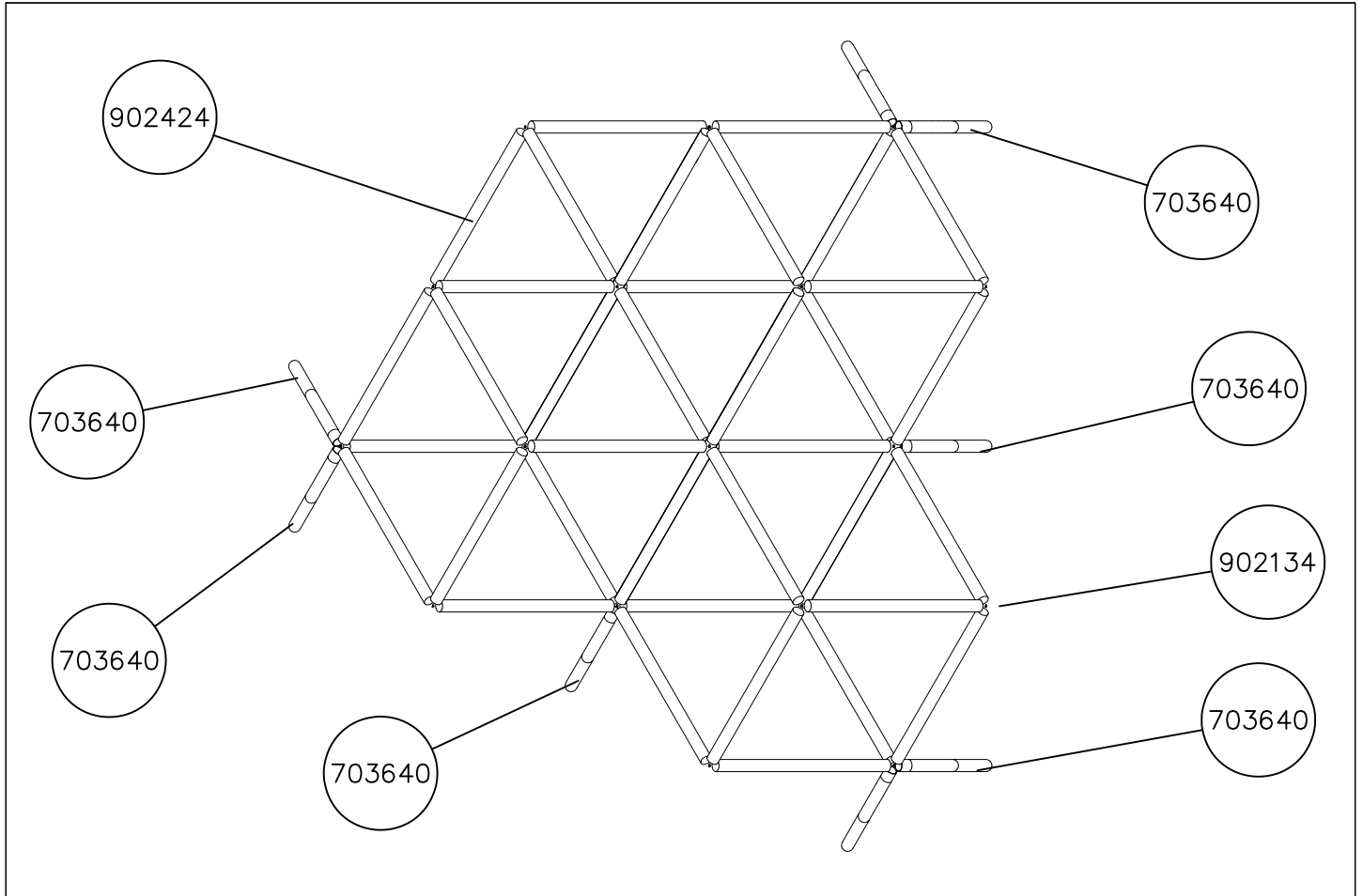




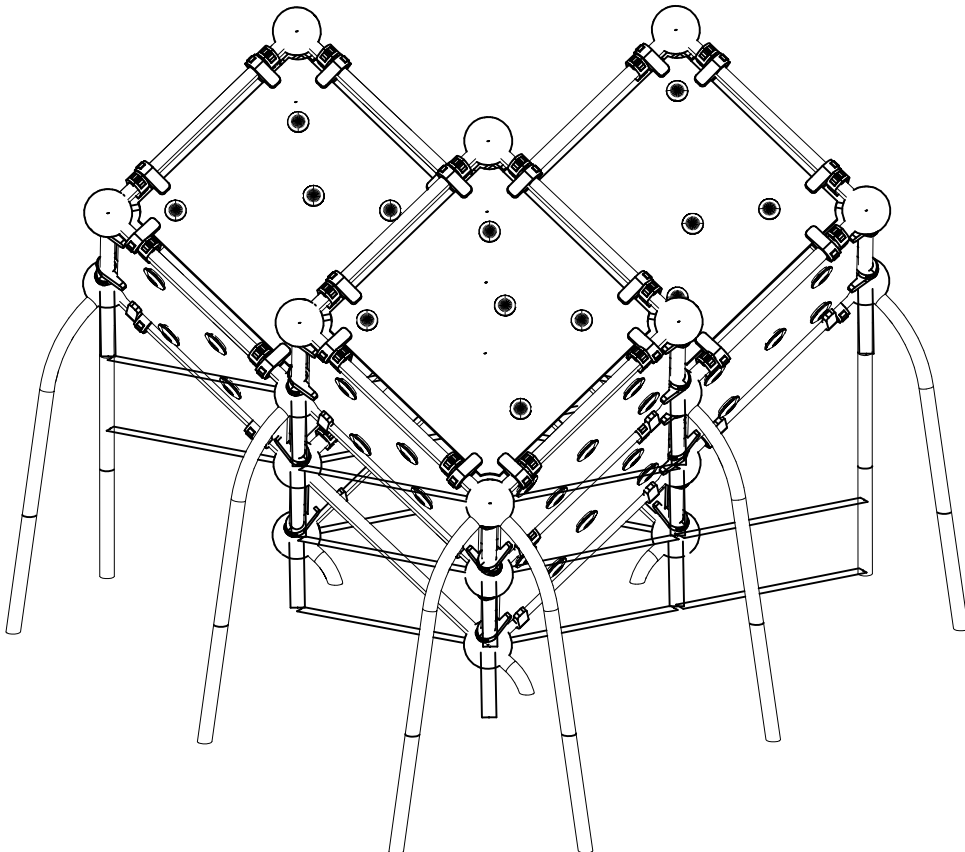
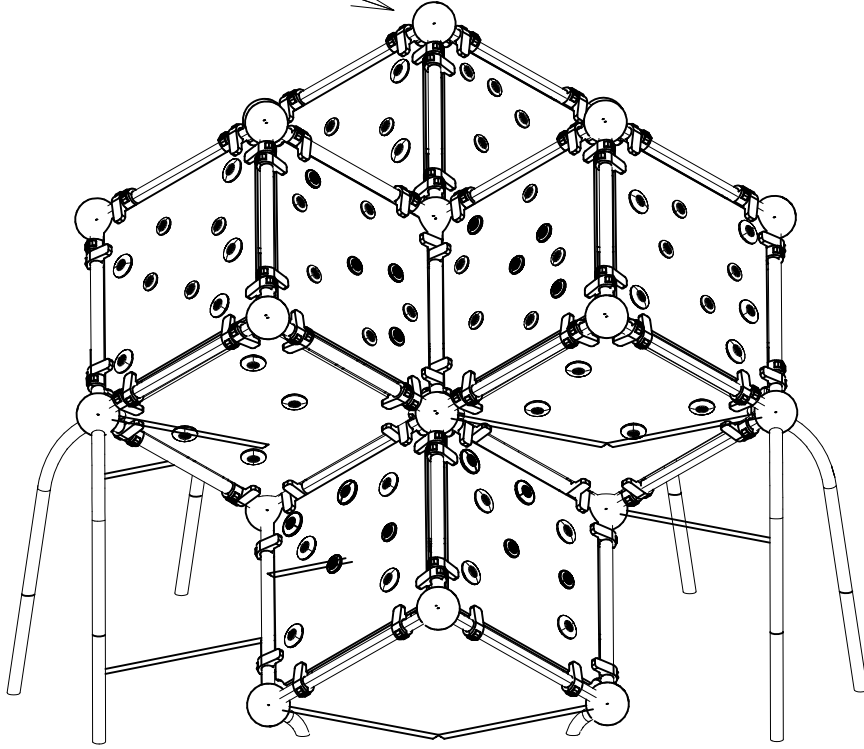


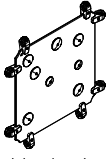
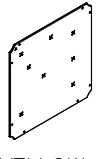
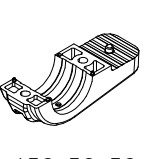
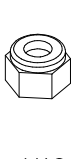
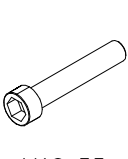
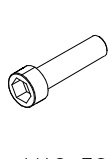
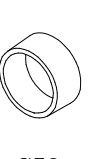
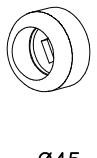
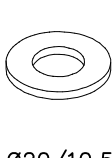
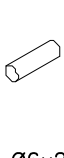



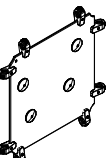
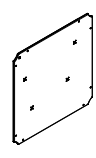
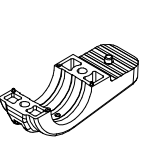
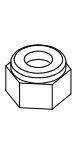
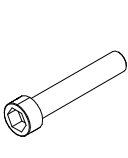
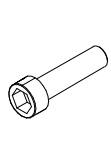
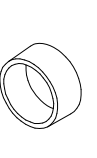
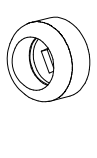
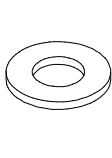
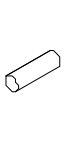

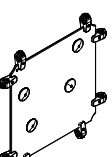
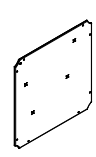
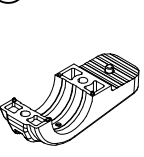
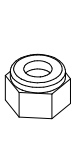
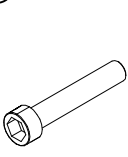
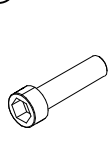

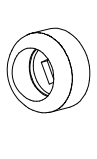
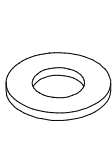
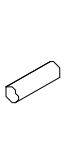

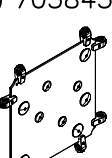

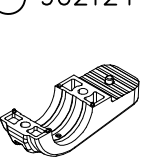
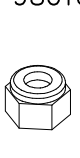
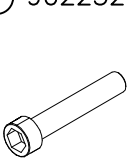
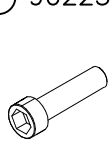

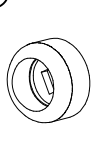
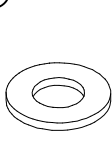
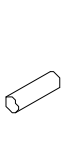




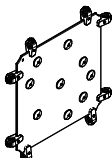
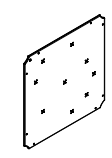
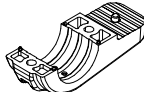

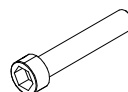
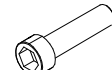


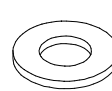



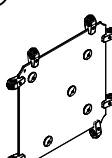
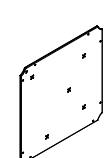
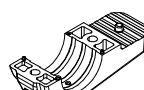

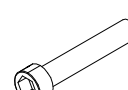



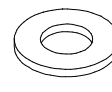


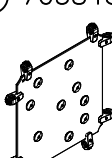
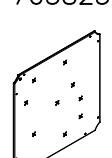
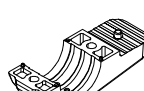

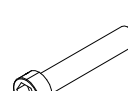



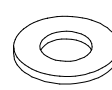



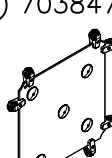
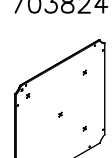
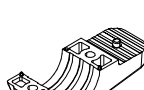

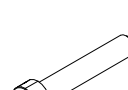



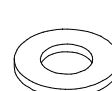




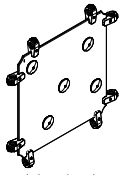

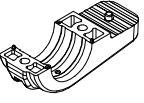

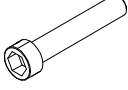
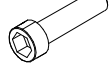





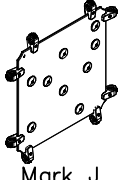
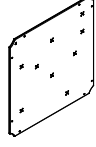
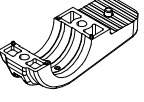

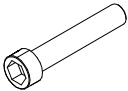
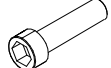






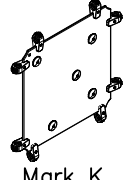

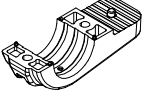

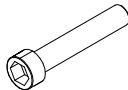
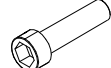





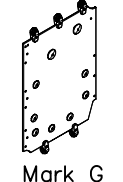
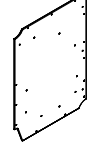
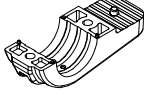

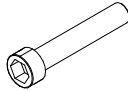
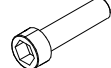









Max falling height.



 Mark A	 YELLOW	 150x50x50	 M10	 M10x55	 M10x30	 Ø30
	 Ø45	 Ø20/10.5	 Ø6x20	 L GREEN	 XXL YELLOW	 XXL GREEN
 Mark B	 D. GRAY	 150x50x50	 M10	 M10x55	 M10x30	 Ø30
	 Ø45	 Ø20/10.5	 Ø6x20	 XXL YELLOW		
 Mark C	 D. GREY	 150x50x50	 M10	 M10x55	 M10x30	 Ø30
	 Ø45	 Ø20/10.5	 Ø6x20	 XXL YELLOW		
 Mark D	 YELLOW	 150x50x50	 M10	 M10x55	 M10x30	 Ø30
	 Ø45	 Ø20/10.5	 Ø6x20	 L BLUE	 XXL YELLOW	

 Mark E	PCS 703825  YELLOW	PCS 1	PCS 902124  150x50x50	PCS 16	PCS 980161  M10	PCS 25	PCS 902232  M10x55	PCS 17	PCS 902233  M10x30	PCS 8	PCS 905115  Ø30	PCS 9
	PCS 905090  Ø45	PCS 9	PCS 901302  Ø20/10.5	PCS 9	PCS 904336  Ø6x20	PCS 9	PCS * 904297  L GREEN	PCS 4	PCS * 904298  L BLUE	PCS 5		PCS
 Mark F	PCS 703822  YELLOW	PCS 1	PCS 902124  150x50x50	PCS 16	PCS 980161  M10	PCS 21	PCS 902232  M10x55	PCS 13	PCS 902233  M10x30	PCS 8	PCS 905115  Ø30	PCS 5
	PCS 905090  Ø45	PCS 5	PCS 901302  Ø20/10.5	PCS 5	PCS 904336  Ø6x20	PCS 5	PCS * 904298  L BLUE	PCS 5		PCS		PCS
 Mark G	PCS 703823  YELLOW	PCS 1	PCS 902124  150x50x50	PCS 16	PCS 980161  M10	PCS 25	PCS 902232  M10x55	PCS 17	PCS 902233  M10x30	PCS 8	PCS 905115  Ø30	PCS 9
	PCS 905090  Ø45	PCS 9	PCS 901302  Ø20/10.5	PCS 9	PCS 904336  Ø6x20	PCS 9	PCS * 904297  L GREEN	PCS 4	PCS * 904298  L BLUE	PCS 5		PCS
 Mark H	PCS 703824  D. GREY	PCS 1	PCS 902124  150x50x50	PCS 16	PCS 980161  M10	PCS 21	PCS 902232  M10x55	PCS 13	PCS 902233  M10x30	PCS 8	PCS 905115  Ø30	PCS 5
	PCS 905090  Ø45	PCS 5	PCS 901302  Ø20/10.5	PCS 5	PCS 904336  Ø6x20	PCS 5	PCS * 904301  XXL RED	PCS 5		PCS		PCS

 Mark I	PCS 703821  D. GRAY	PCS 1	PCS 902124  150x50x50	PCS 16	PCS 980161  M10	PCS 21	PCS 902232  M10x55	PCS 13	PCS 902233  M10x30	PCS 8	PCS 905115  Ø30	PCS 5
	PCS 905090  Ø45	PCS 5	PCS 901302  Ø20/10.5	PCS 5	PCS 904336  Ø6x20	PCS 5	PCS * 904301  XXL RED	PCS 5		PCS		PCS
 Mark J	PCS 703826  YELLOW	PCS 1	PCS 902124  150x50x50	PCS 16	PCS 980161  M10	PCS 25	PCS 902232  M10x55	PCS 17	PCS 902233  M10x30	PCS 8	PCS 905115  Ø30	PCS 9
	PCS 905090  Ø45	PCS 9	PCS 901302  Ø20/10.5	PCS 9	PCS 904336  Ø6x20	PCS 9	PCS * 904298  L BLUE	PCS 3	PCS * 904300  L RED	PCS 6		PCS
 Mark K	PCS 703827  YELLOW	PCS 1	PCS 902124  150x50x50	PCS 16	PCS 980161  M10	PCS 21	PCS 902232  M10x55	PCS 13	PCS 902233  M10x30	PCS 8	PCS 905115  Ø30	PCS 5
	PCS 905090  Ø45	PCS 5	PCS 901302  Ø20/10.5	PCS 5	PCS 904336  Ø6x20	PCS 5	PCS * 904298  L BLUE	PCS 5		PCS		PCS
 Mark G	PCS 703867  D. GRAY	PCS 1	PCS 902124  150x50x50	PCS 10	PCS 980161  M10	PCS 19	PCS 902232  M10x55	PCS 14	PCS 902233  M10x30	PCS 5	PCS 905115  Ø30	PCS 9
	PCS 905090  Ø45	PCS 9	PCS 901302  Ø20/10.5	PCS 9	PCS 904336  Ø6x20	PCS 9	PCS * 904298  L BLUE	PCS 4	PCS * 904300  L RED	PCS 3	PCS * 904301  XXL RED	PCS 2

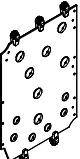

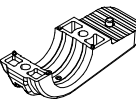

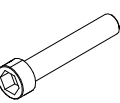
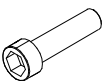










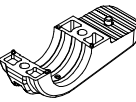

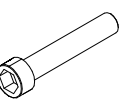
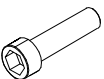







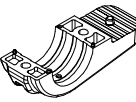

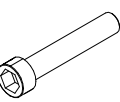
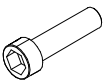





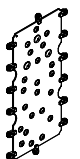

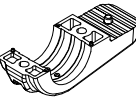

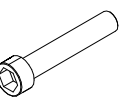
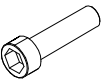




LAPPSET®






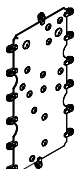

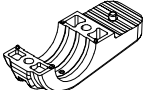

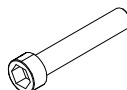
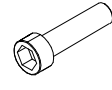







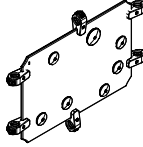
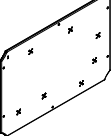
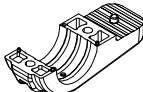

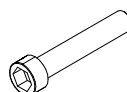
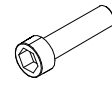


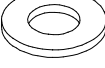





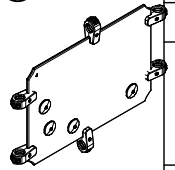
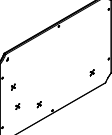
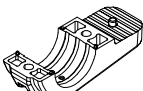

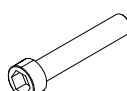
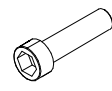






WALL

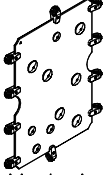

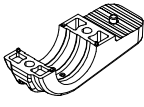

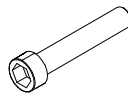
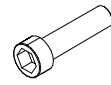

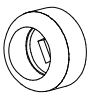
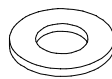





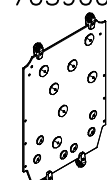
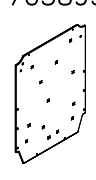
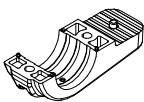

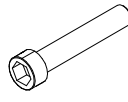
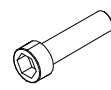
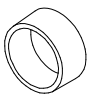
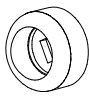
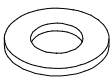





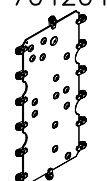
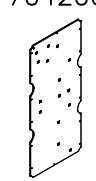
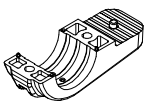

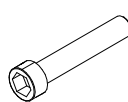
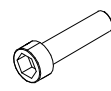
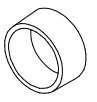
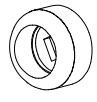
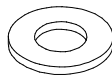




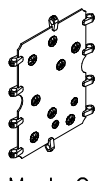
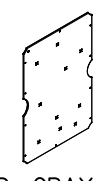
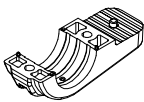

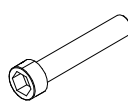
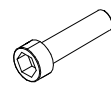
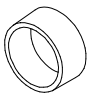
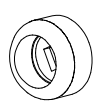





CLOXX

DATE: 11.11.2016

4(7)

 Mark F	 YELLOW	 150x50x50	 M10	 M10x55	 M10x30	 Ø30
703869	703866	902124	980161	902232	902233	905115
PCS	PCS	PCS	PCS	PCS	PCS	PCS
1	1	10	23	18	5	13
 Ø45	 Ø20/10.5	 Ø6x20	 L Blue	 L RED	 XXL RED	 XXL YELLOW
905090	901302	904336	* 904298	* 904300	* 904301	* 904302
PCS	PCS	PCS	PCS	PCS	PCS	PCS
13	13	13	4	2	3	4
 Mark K	 D. GRAY	 150x50x50	 M10	 M10x55	 M10x30	 Ø30
703881	703880	902124	980161	902232	902233	905115
PCS	PCS	PCS	PCS	PCS	PCS	PCS
1	1	4	5	3	2	1
 Ø45	 Ø20/10.5	 Ø6x20	 XXL RED			
905090	901302	904336	* 904301			
PCS	PCS	PCS	PCS	PCS	PCS	PCS
1	1	1	1	1		
 Mark L	 YELLOW	 150x50x50	 M10	 M10x55	 M10x30	 Ø30
703882	703879	902124	980161	902232	902233	905115
PCS	PCS	PCS	PCS	PCS	PCS	PCS
1	1	4	5	3	2	1
 Ø45	 Ø20/10.5	 Ø6x20	 XXL RED			
905090	901302	904336	* 904301			
PCS	PCS	PCS	PCS	PCS	PCS	PCS
1	1	1	1	1		
 Mark B	 D. GRAY	 150x50x50	 M10	 M10x55	 M10x30	 Ø30
703883	703886	902124	980161	902232	902233	905115
PCS	PCS	PCS	PCS	PCS	PCS	PCS
1	1	28	53	39	14	25
 Ø45	 Ø20/10.5	 Ø6x20				
905090	901302	904336				
PCS	PCS	PCS	PCS	PCS	PCS	PCS
25	25	25	25			

	PCS 904297  L GREEN	PCS * 904299  L YELLOW	PCS * 904300  L RED	PCS * 904301  XXL RED	PCS * 904302  XXL YELLOW					
703884  Mark H	PCS 703885  YELLOW	PCS 902124  150x50x50	PCS 980161  M10	PCS 902232  M10x55	PCS 902233  M10x30	PCS 905115  Ø30				
	PCS 905090  Ø45	PCS 901302  Ø20/10.5	PCS 904336  Ø6x20	PCS * 904298  L Blue	PCS * 904300  L RED	PCS * 904301  XXL RED				
703887  Mark I	PCS 703889  D. GRAY	PCS 902124  150x50x50	PCS 980161  M10	PCS 902232  M10x55	PCS 902233  M10x30	PCS 905115  Ø30				
	PCS 905090  Ø45	PCS 901302  Ø20/10.5	PCS 904336  Ø6x20							
	PCS 904298  L BLUE	PCS * 904299  L YELLOW	PCS * 904300  L RED	PCS * 904302  XXL YELLOW						
703888  Mark J	PCS 703890  YELLOW	PCS 902124  150x50x50	PCS 980161  M10	PCS 902232  M10x55	PCS 902233  M10x30	PCS 905115  Ø30				
	PCS 905090  Ø45	PCS 901302  Ø20/10.5	PCS 904336  Ø6x20	PCS * 904298  L BLUE	PCS * 904300  L RED					

 Mark A	PCS 703894	 YELLOW	PCS 1	 150x50x50	PCS 20	 M10	PCS 30	 M10x55	PCS 20	 M10x30	PCS 10	 Ø30	PCS 10
 Ø45	PCS 10	 Ø20/10.5	PCS 10	 Ø6x20	PCS 10	 L YELLOW	PCS 2	 L RED	PCS 2	 XXL RED	PCS 2	 XXL YELLOW	PCS 4
 Mark M	PCS 703900	 YELLOW	PCS 1	 150x50x50	PCS 8	 M10	PCS 21	 M10x55	PCS 17	 M10x30	PCS 4	 Ø30	PCS 13
 Ø45	PCS 13	 Ø20/10.5	PCS 13	 Ø6x20	PCS 13	 L Blue	PCS 4	 L RED	PCS 2	 XXL RED	PCS 3	 XXL YELLOW	PCS 4
 Mark E	PCS 704204	 D. GRAY	PCS 1	 150x50x50	PCS 28	 M10	PCS 43	 M10x55	PCS 29	 M10x30	PCS 14	 Ø30	PCS 15
 Ø45	PCS 15	 Ø20/10.5	PCS 15	 Ø6x20	PCS 15	 L Blue	PCS 11	 L RED	PCS 3	 XXL RED	PCS 1		PCS 1
 Mark C	PCS 704205	 D. GRAY	PCS 1	 150x50x50	PCS 20	 M10	PCS 30	 M10x55	PCS 20	 M10x30	PCS 10	 Ø30	PCS 10
 Ø45	PCS 10	 Ø20/10.5	PCS 10	 Ø6x20	PCS 10	 L RED	PCS 10	 XXL RED	PCS 2	 XXL YELLOW	PCS 2		PCS 6

HUOM!

Otepalan asennus, säätö tai paikan vaihto.

Säätömahdollisuus (90°,180°,270°).

Jos asennetun otepalan suuntaa- tai paikkaa halutaan muuttaa.

Irrota otepalan kiinnityspultti ja otepala, käännä tai vaihda.

Siirrä tarvittaessa tappi oikeaan upotusreikään. Asenna avatut osat paikoilleen ja lopuksi kiinnitä muovitulppa Ø30 paikoilleen kaikkiin otekokoonpanoihin.

NOTE:

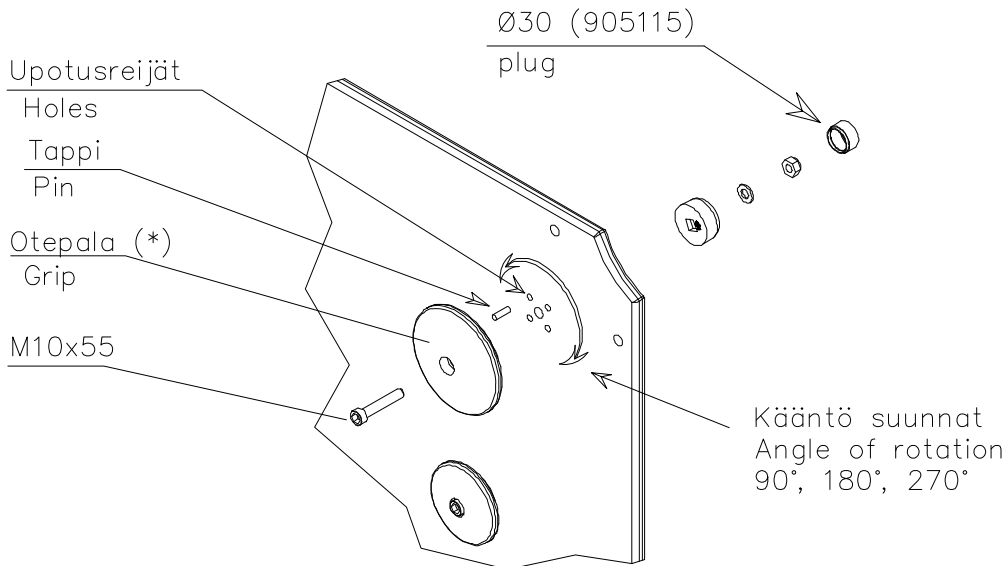
Grip positions and angles are adjustable (90°,180°270°).

Grip can be repositioned by removing the fastening bolt and pulling the grip off.

Securing pin can be repositioned when angle is changed.

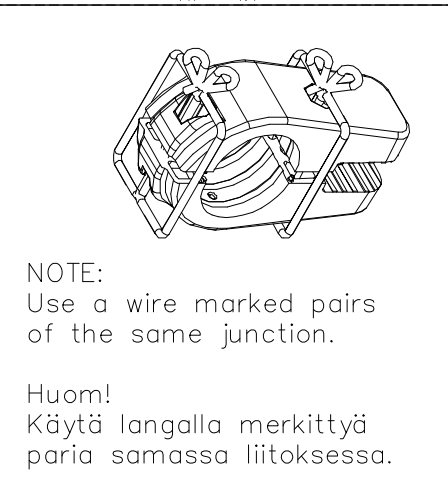
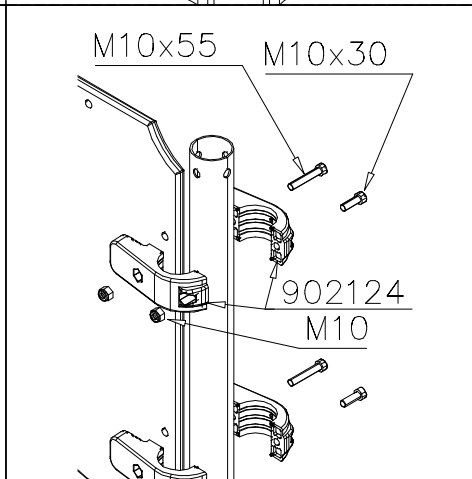
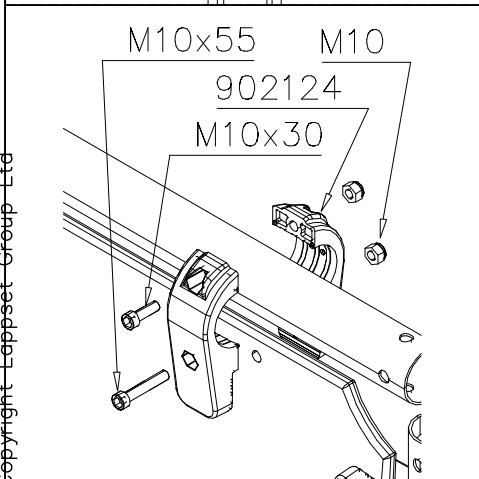
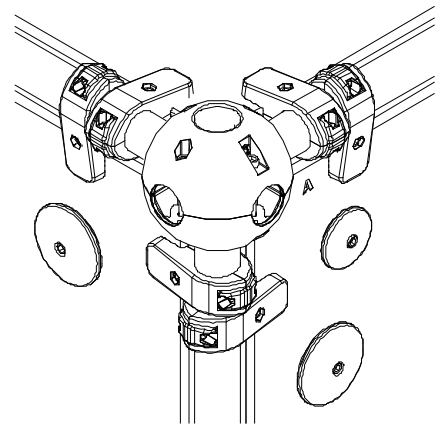
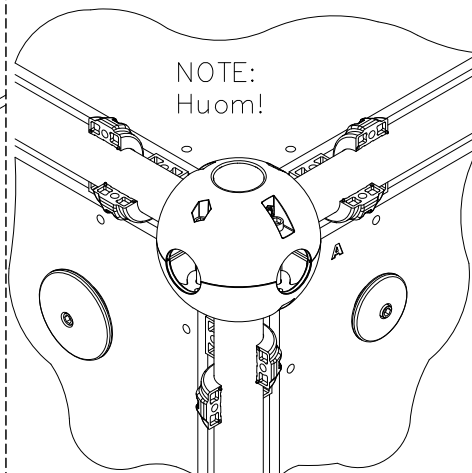
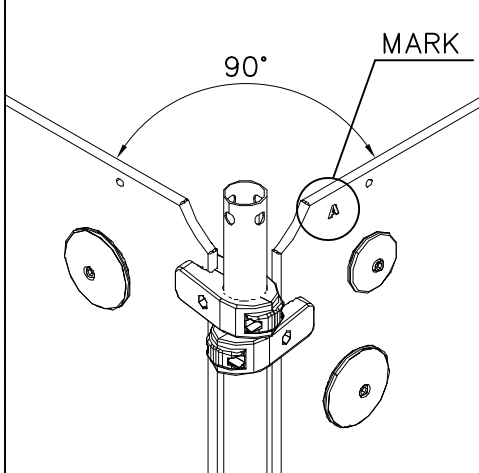
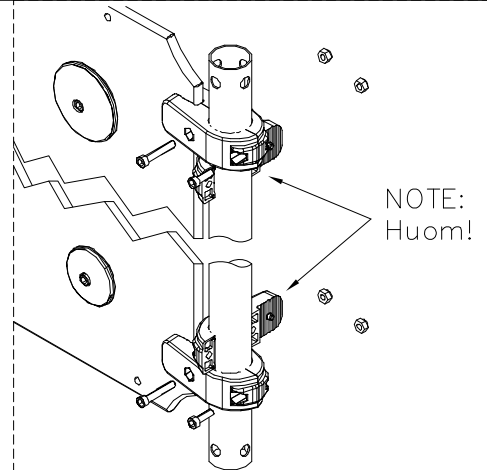
After the parts are reassembled.

Finish the assembly by fastening the cover plugs (Ø30).



NOTE:
When two or more plates are assembled directly next to each other, the connectors of ALL the adjacent plates need to be placed between the first plate and the tube while fixing the first wall plate. The connectors cannot be fitted through the gap between tube and completely fixed wall plate.

Huom:
Kun yksi tai useampi levy asennetaan vierekkäin, tulee kaikkien vierekkäisten levyjen kiinnikkeet asettaa valmiiksi putken ja ensimmäisen levyn väliin. Kiinnityskappaleita ei voi pujottaa putken ja kiinnitetyn levyn välistä jälkeenpäin.



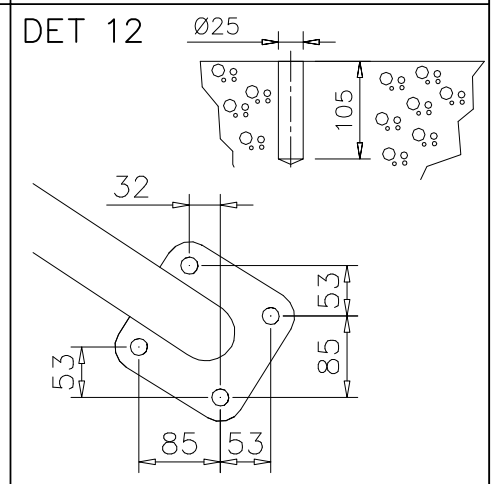
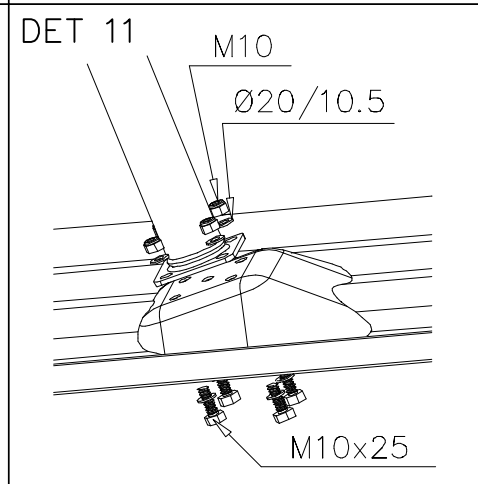
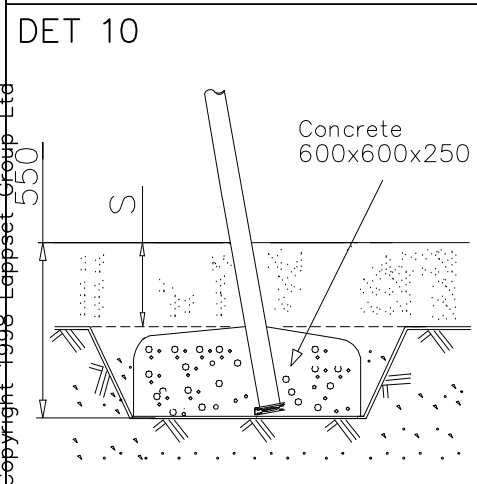

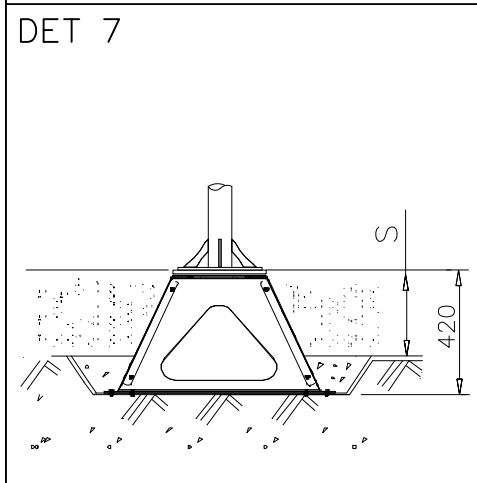

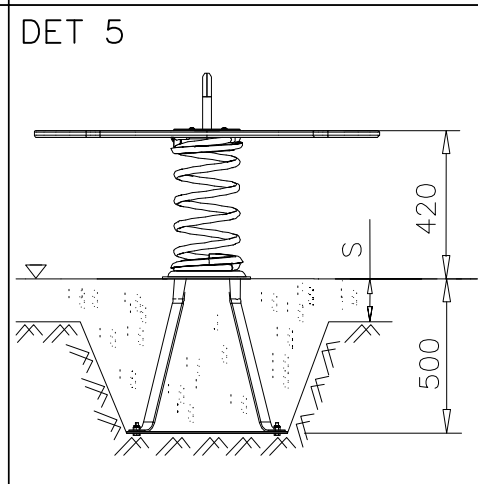
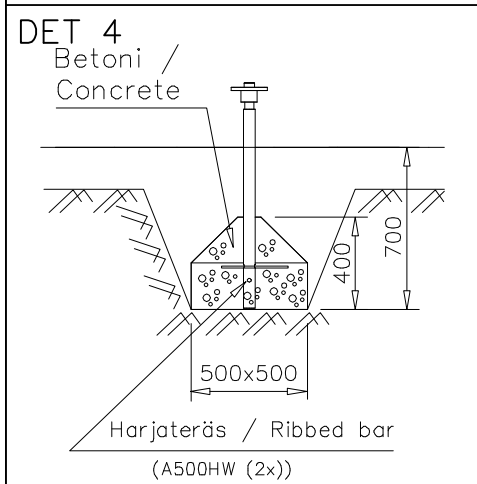
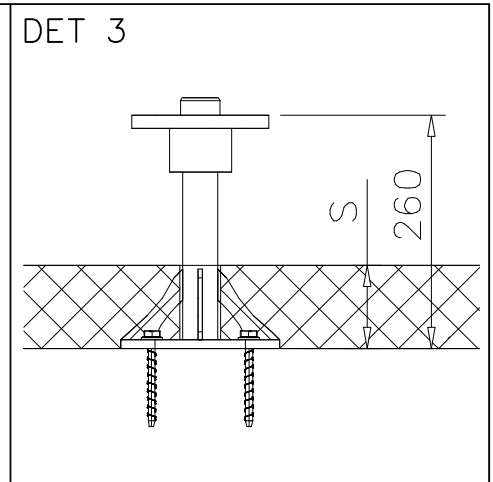
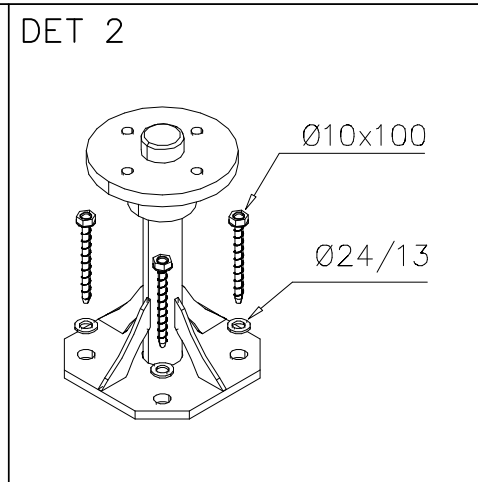
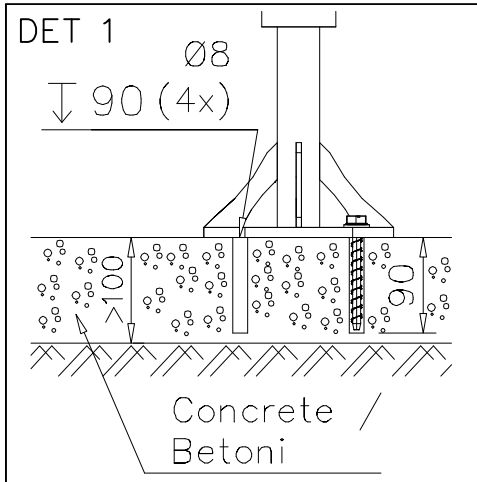
												
<p>$h < 600$</p> <p>Without movement and therefore without Impact Area</p>	<p>Totally hard surfaces.</p> <p>Note. Lappset does <u>not recommend</u> totally hard surfaces at all.</p>	<p>E.g. concrete or asphalt</p> 										
<p>$h < 600$</p> <p>With movement e.g. rocking</p>	<p>Materials with very limited impact attenuating properties.</p>	<p>E.g. wood</p> 										
<p>$h < 1000$</p>	<p>Materials with significant impact attenuating properties.</p>	<p>fine gravel 0–8 mm</p>  <p>grass</p>  <p>unsorted sand</p> 										
<p>$h < 3000$</p>	<p>Loose fill material</p> <p>E.g. sand/gravel 0,25...8 mm D60/D10<3,0 Woodchips 5...30 mm bark 20...80 mm</p>	 <table data-bbox="1024 1691 1332 1792"> <tr> <td>\underline{S}</td> <td>\underline{h}</td> </tr> <tr> <td>30 cm</td> <td>< 2,0 m</td> </tr> <tr> <td>40 cm</td> <td>< 3,0 m</td> </tr> </table>	\underline{S}	\underline{h}	30 cm	< 2,0 m	40 cm	< 3,0 m				
\underline{S}	\underline{h}											
30 cm	< 2,0 m											
40 cm	< 3,0 m											
	<p>Syntethic granulates</p> <table data-bbox="406 1892 758 2060"> <tr> <td>\underline{S}</td> <td>\underline{h}</td> </tr> <tr> <td>40 mm</td> <td>~> 1,2...1,3 m</td> </tr> <tr> <td>50 mm</td> <td>~> 1,5...1,7 m</td> </tr> <tr> <td>60 mm</td> <td>~> 1,8...2,0 m</td> </tr> <tr> <td>70 mm</td> <td>~> 2,1...2,5 m</td> </tr> </table> <p>Note. For accurate values, see manufacturer's instructions.</p>	\underline{S}	\underline{h}	40 mm	~> 1,2...1,3 m	50 mm	~> 1,5...1,7 m	60 mm	~> 1,8...2,0 m	70 mm	~> 2,1...2,5 m	
\underline{S}	\underline{h}											
40 mm	~> 1,2...1,3 m											
50 mm	~> 1,5...1,7 m											
60 mm	~> 1,8...2,0 m											
70 mm	~> 2,1...2,5 m											

REMOVE SAFETY SURFACE/SAND/GRAVEL
TO CHECK FOUNDATION


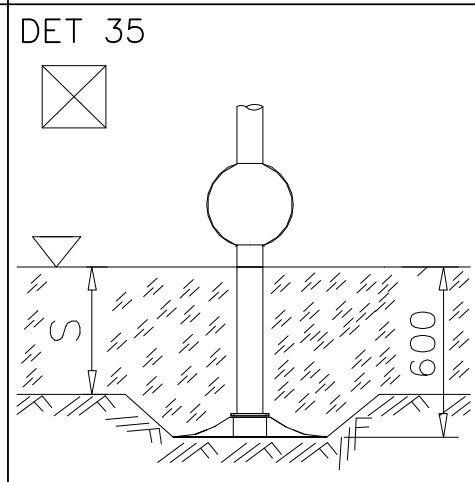
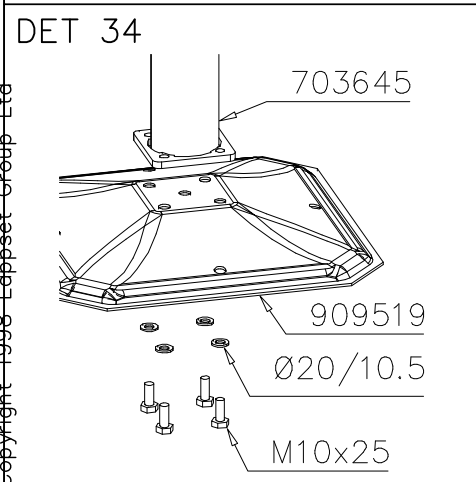
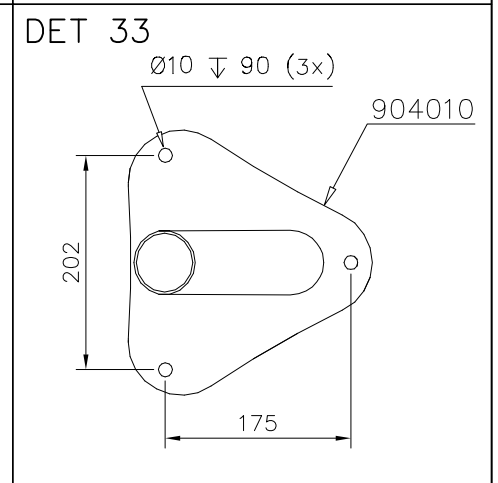
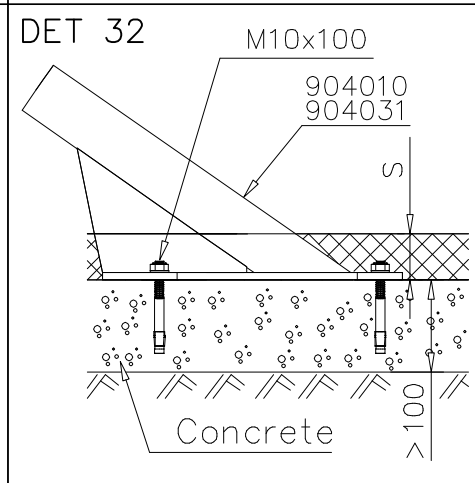
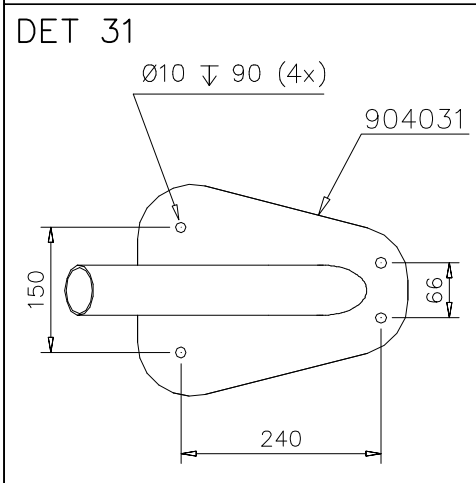
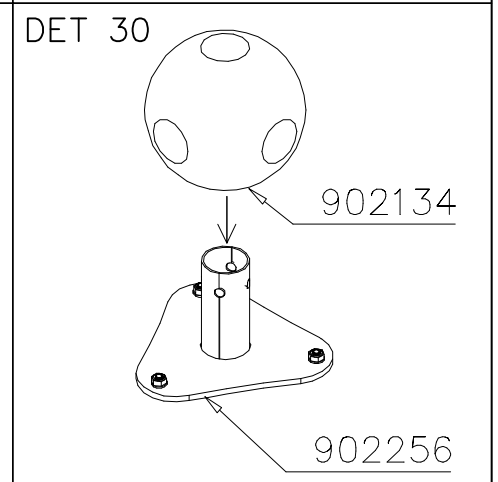
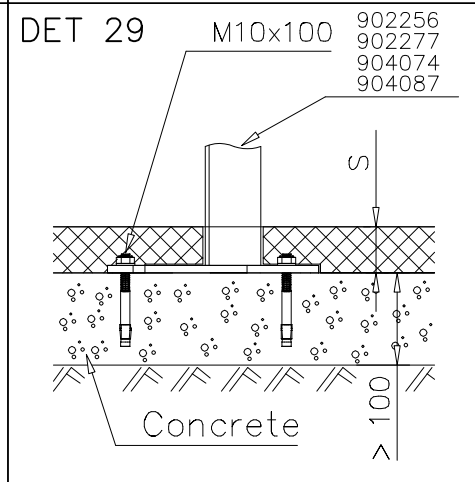
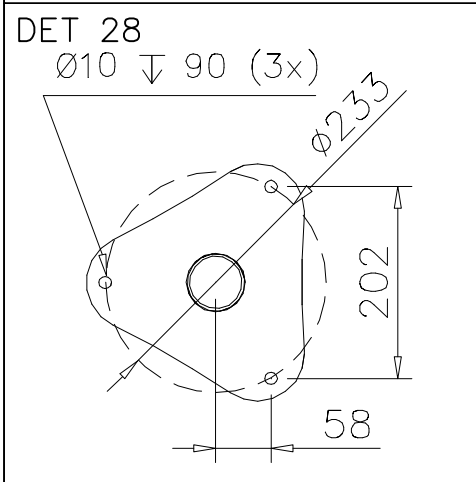
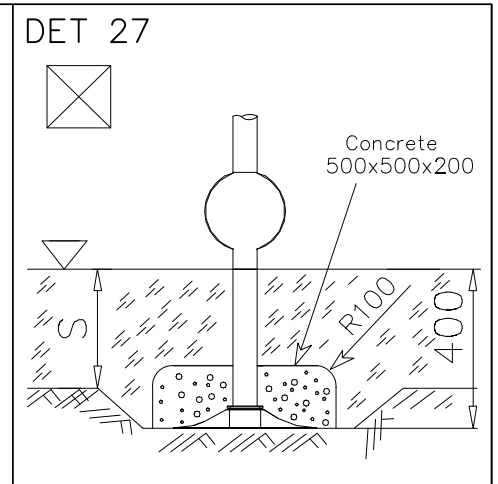
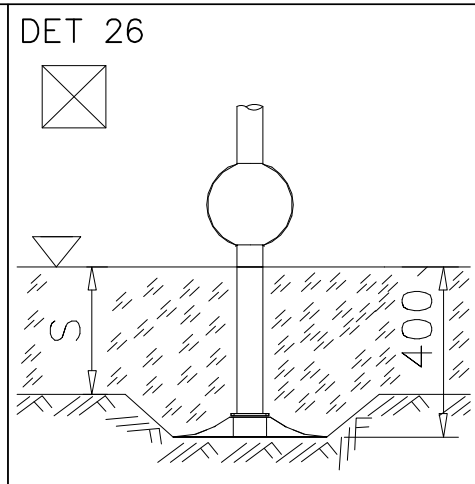
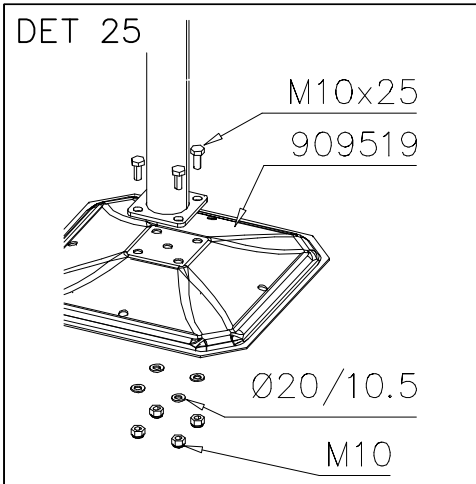


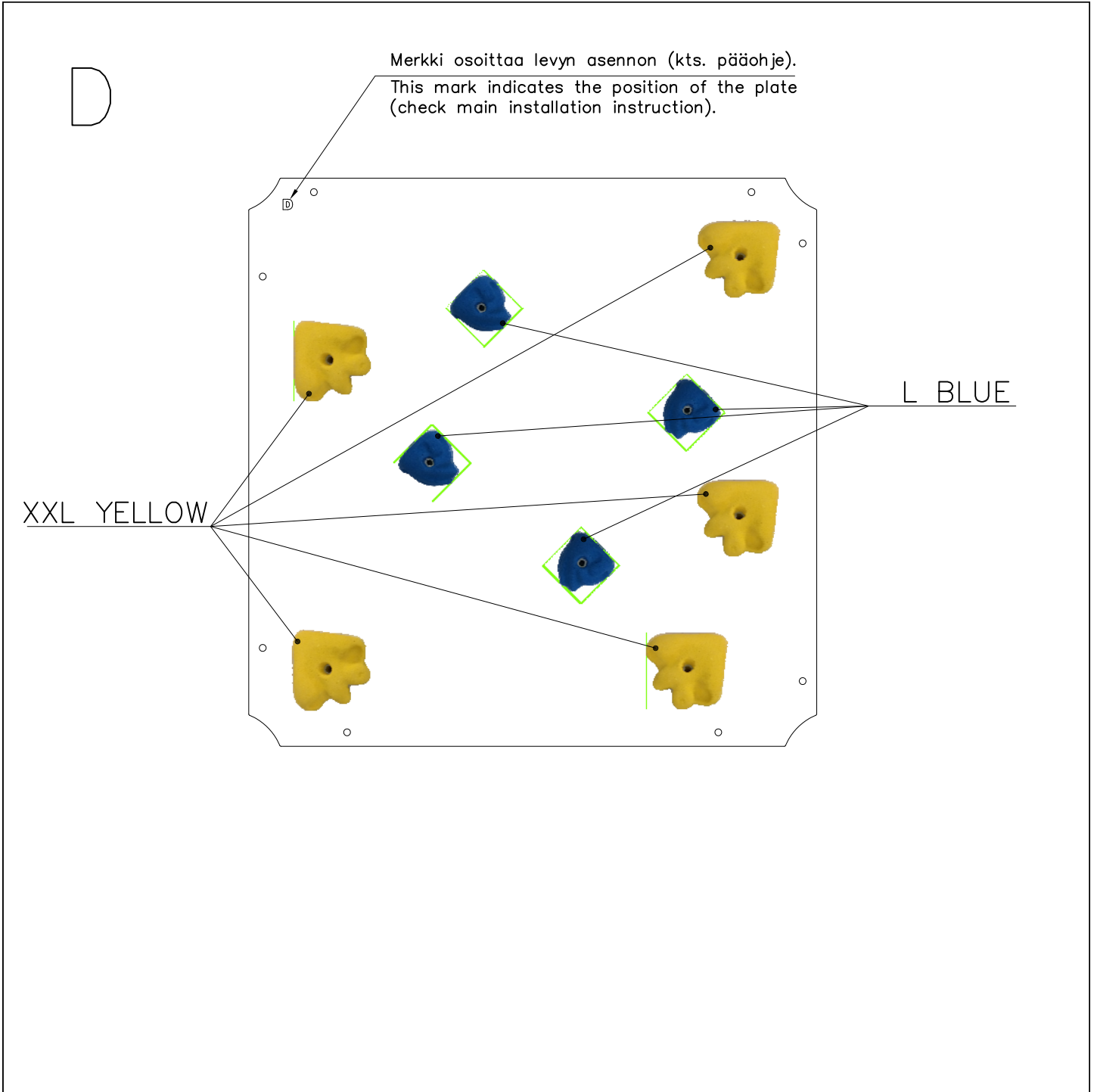
REMOVE SAFETY SURFACE/SAND/GRAVEL
TO CHECK FOUNDATION



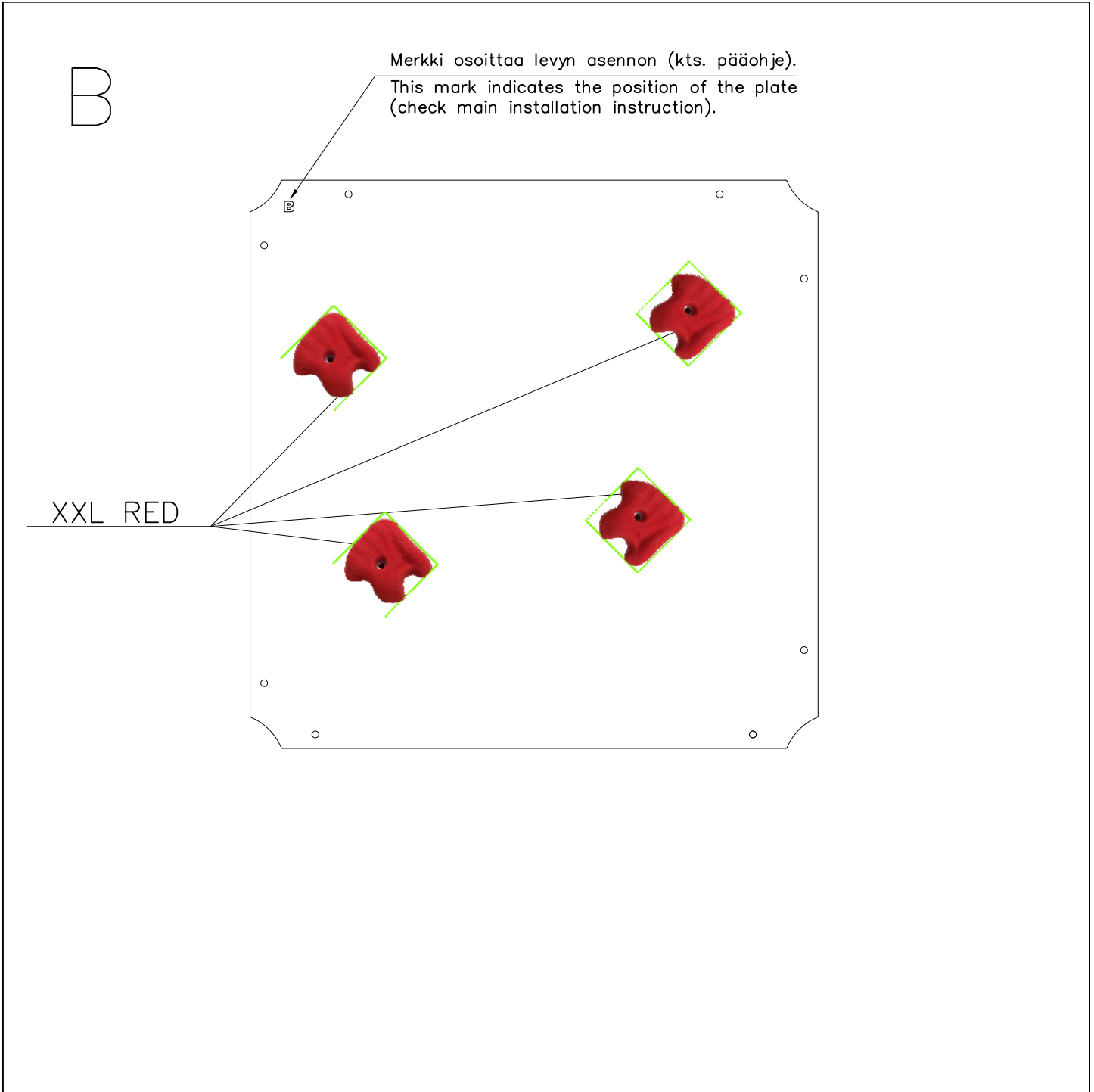


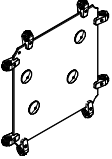

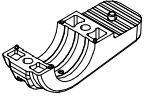

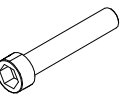
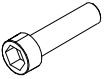


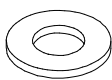


<p>DET 13</p> <p>140 Nm</p> <p>M16x110 Ø30/17x3</p>	<p>DET 14</p>	<p>DET 15</p> <p>600</p>
<p>DET 16</p> <p>M12x60 Ø24/13 M12</p>	<p>DET 17</p> <p>M12x35 Ø24/13 M12</p>	<p>DET 18</p> <p>Concrete 500x500x200</p> <p>600</p> <p>Harjateräs / Ribbed bar (A500HW (2x))</p>
<p>DET 19</p> <p>ATT! Drilling can be done via hole in rotating flange.</p> <p>Ø8 80 (4x)</p> <p>Concrete / Betoni</p> <p>>100</p>	<p>DET 20</p> <p>Ø10x100 Ø24/13</p>	<p>DET 21</p> <p>110</p> <p>S</p>
<p>DET 22</p> <p>M10 Ø20/10.5 M10x40</p>	<p>DET 23</p> <p>Ø10x90 (4x)</p> <p>>100</p> <p>S</p> <p>Betoni / Concrete</p> <p>Safety surface</p>	<p>DET 24</p> <p>M10 M10x100</p>

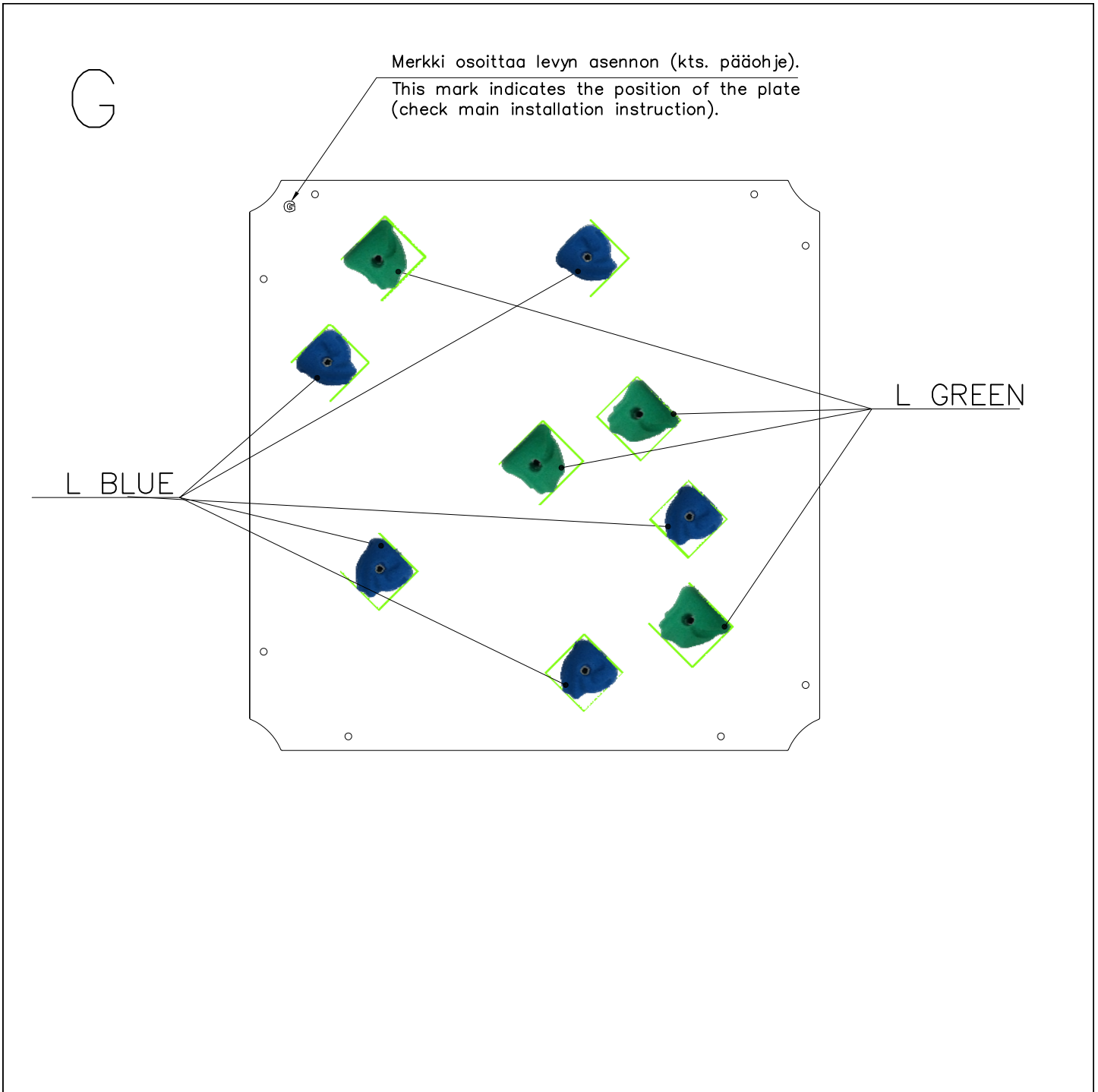




○ 703843	PCS ○ 703820	PCS ○ 902124	PCS ○ 980161	PCS ○ 902232	PCS ○ 902233	PCS ○ 905115
Mark D	YELLOW	150x50x50	M10	M10x55	M10x30	Ø30
	PCS ○ 905090	PCS ○ 901302	PCS ○ 904336	PCS * 904298	PCS * 904302	
	Ø45	Ø20/10.5	Ø6x20	L BLUE	XXL YELLOW	



○ 703841	PCS ○ 703818	PCS ○ 902124	PCS ○ 980161	PCS ○ 902232	PCS ○ 902233	PCS ○ 905115
						
Mark B	D. GRAY	150x50x50	M10	M10x55	M10x30	Ø30
	PCS ○ 905090	PCS ○ 901302	PCS ○ 904336	PCS * ○ 904301		
						
	Ø45	Ø20/10.5	Ø6x20	XXL RED		



○ 703846	PCS 703823	PCS 902124	PCS 980161	PCS 902232	PCS 902233	PCS 905115
Mark G	YELLOW	150x50x50	M10	M10x55	M10x30	Ø30
	PCS 905090	PCS 901302	PCS 904336	PCS * 904297	PCS * 904298	
	Ø45	Ø20/10.5	Ø6x20	L GREEN	L BLUE	

HUOM!

Otepalan asennus, säätö tai paikan vaihto.
Säätömahdollisuus (90°,180°,270°).

Jos asennetun otepalan suuntaa- tai paikkaa halutaan muuttaa. Irrota otepalan kiinnityspultti ja otepala, käännä tai vaihda. Siirrä tarvittaessa tappi oikeaan upotusreikään. Asenna avatut osat paikoilleen ja lopuksi kiinnitä muovitulppa Ø30 paikoilleen kaikkiin otekokoonpanoihin.

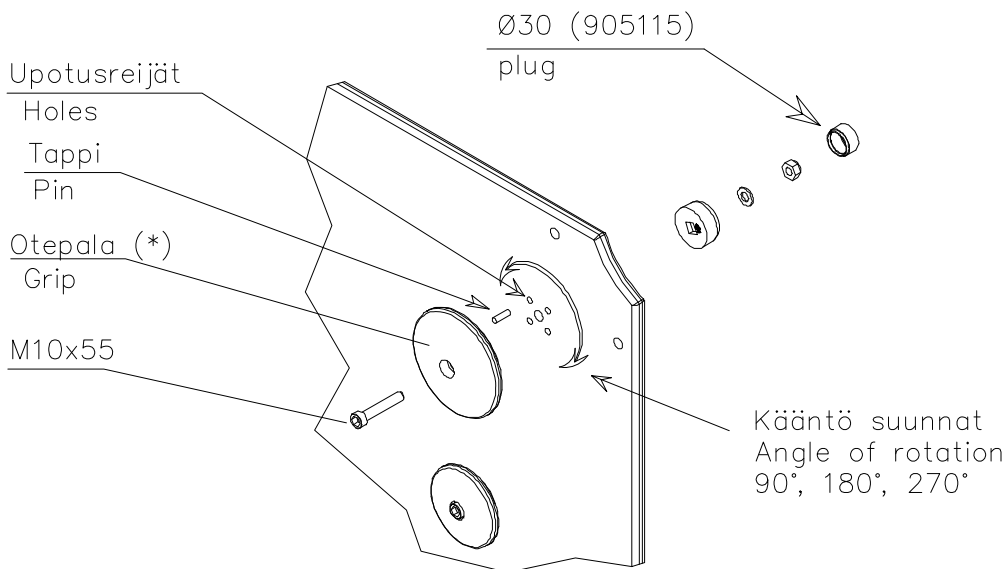
NOTE:

Grip positions and angles are adjustable (90°,180°270°).

Grip can be repositioned by removing the fastening bolt and pulling the grip off.

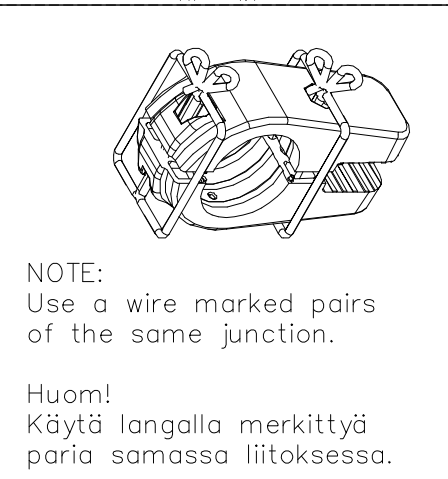
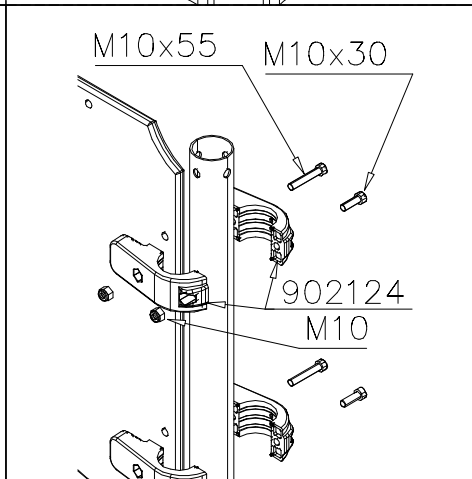
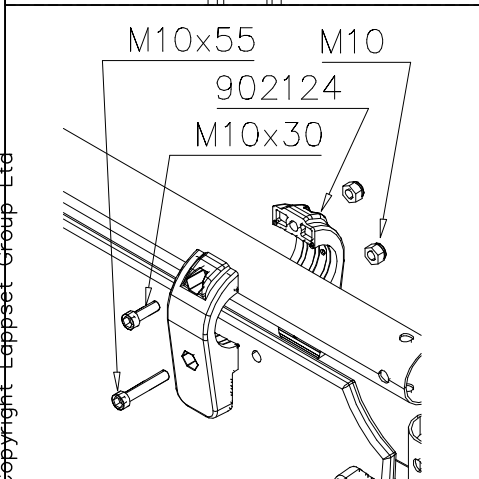
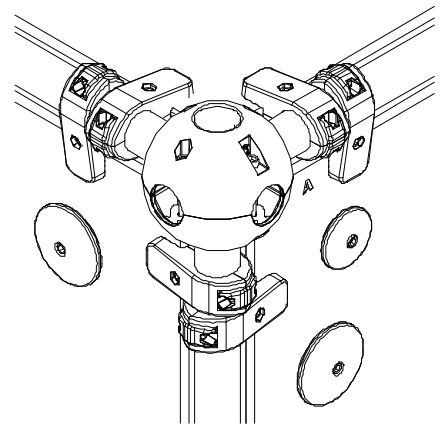
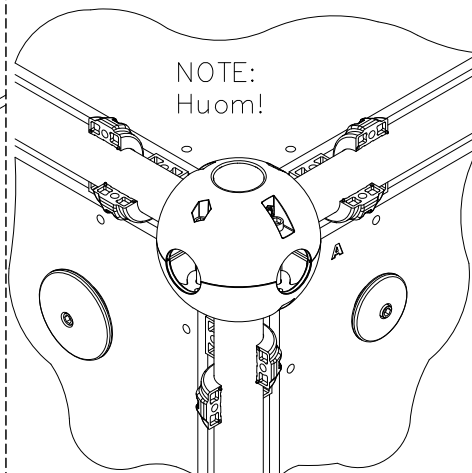
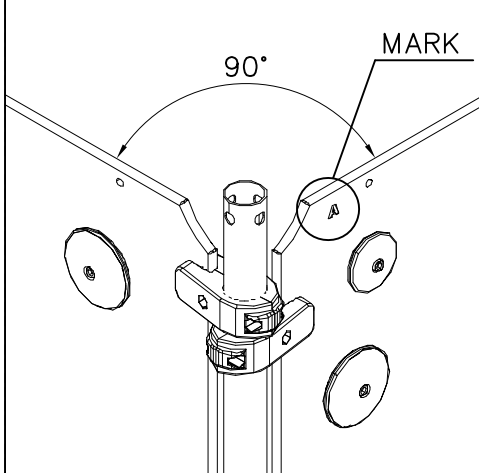
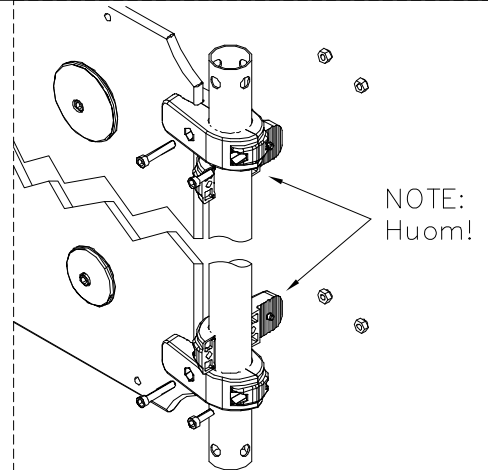
Securing pin can be repositioned when angle is changed.

After the parts are reassembled. Finish the assembly by fastening the cover plugs (Ø30).



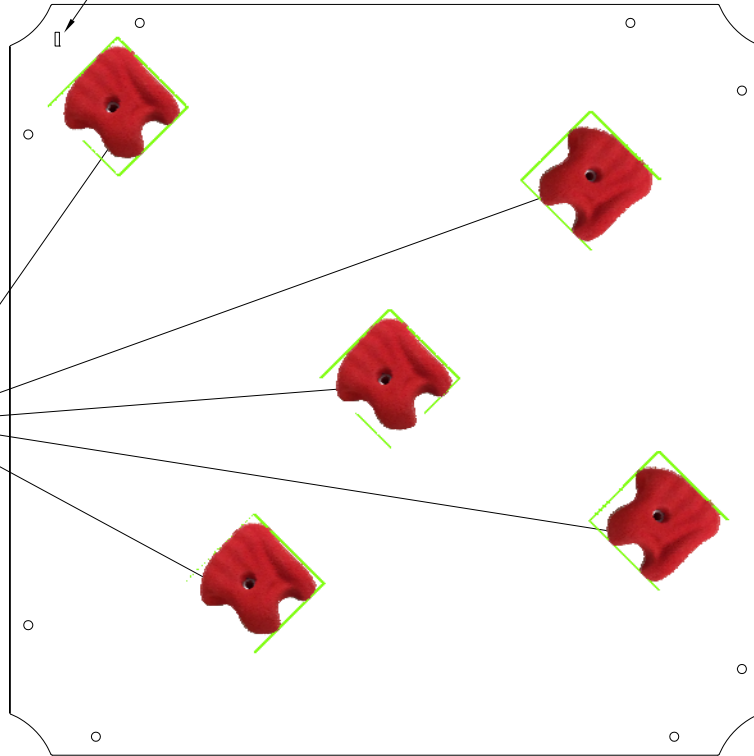
NOTE:
When two or more plates are assembled directly next to each other, the connectors of ALL the adjacent plates need to be placed between the first plate and the tube while fixing the first wall plate. The connectors cannot be fitted through the gap between tube and completely fixed wall plate.

Huom:
Kun yksi tai useampi levy asennetaan vierekkäin, tulee kaikkien vierekkäisten levyjen kiinnikkeet asettaa valmiiksi putken ja ensimmäisen levyn väliin. Kiinnityskappaleita ei voi pujottaa putken ja kiinnitetyn levyn välistä jälkeenpäin.

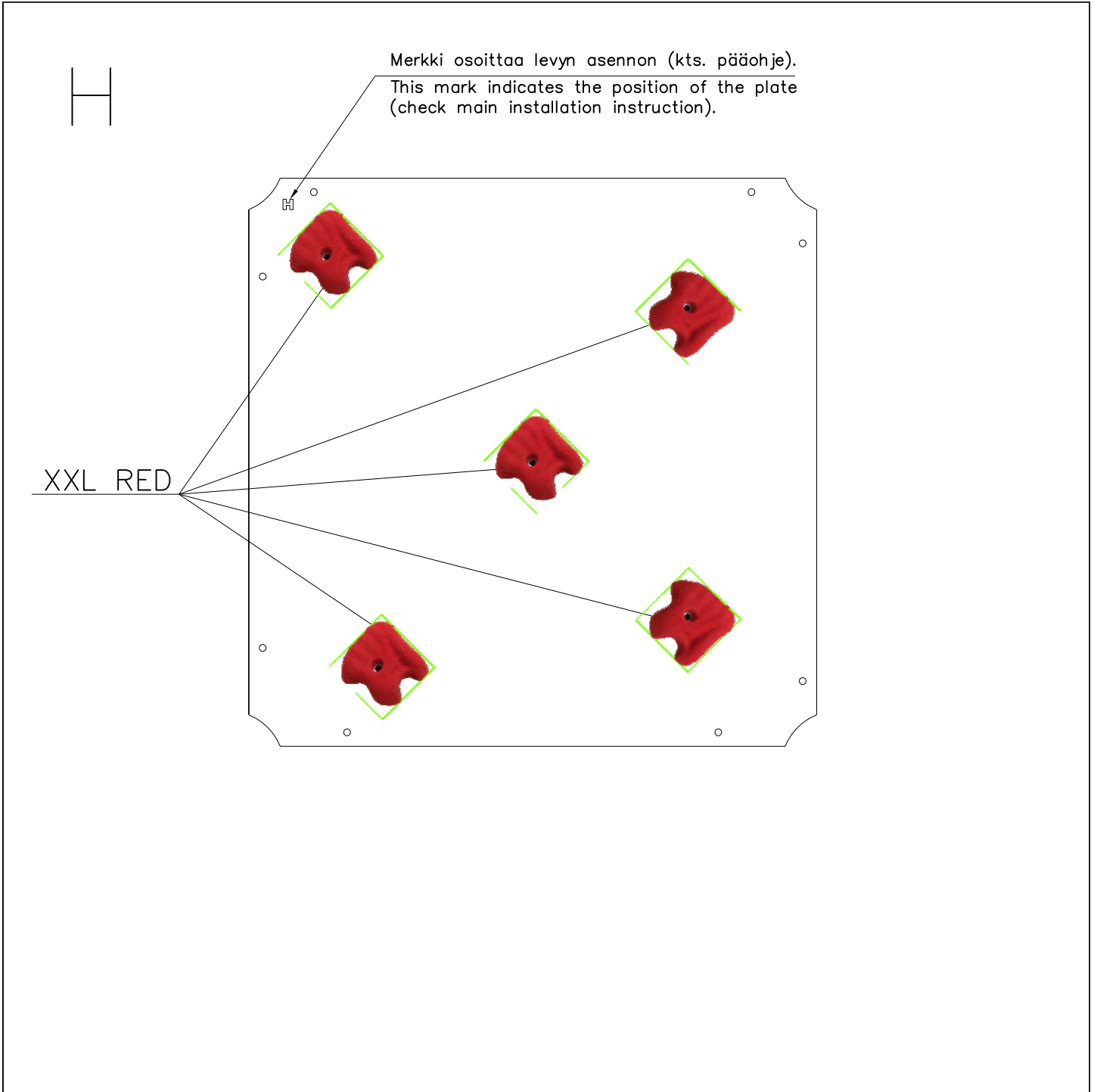


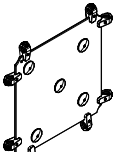
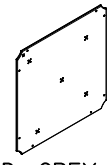
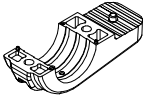

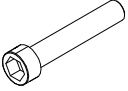
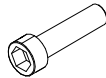


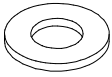


Merkki osoittaa levyn asennon (kts. pääohje).
This mark indicates the position of the plate (check main installation instruction).

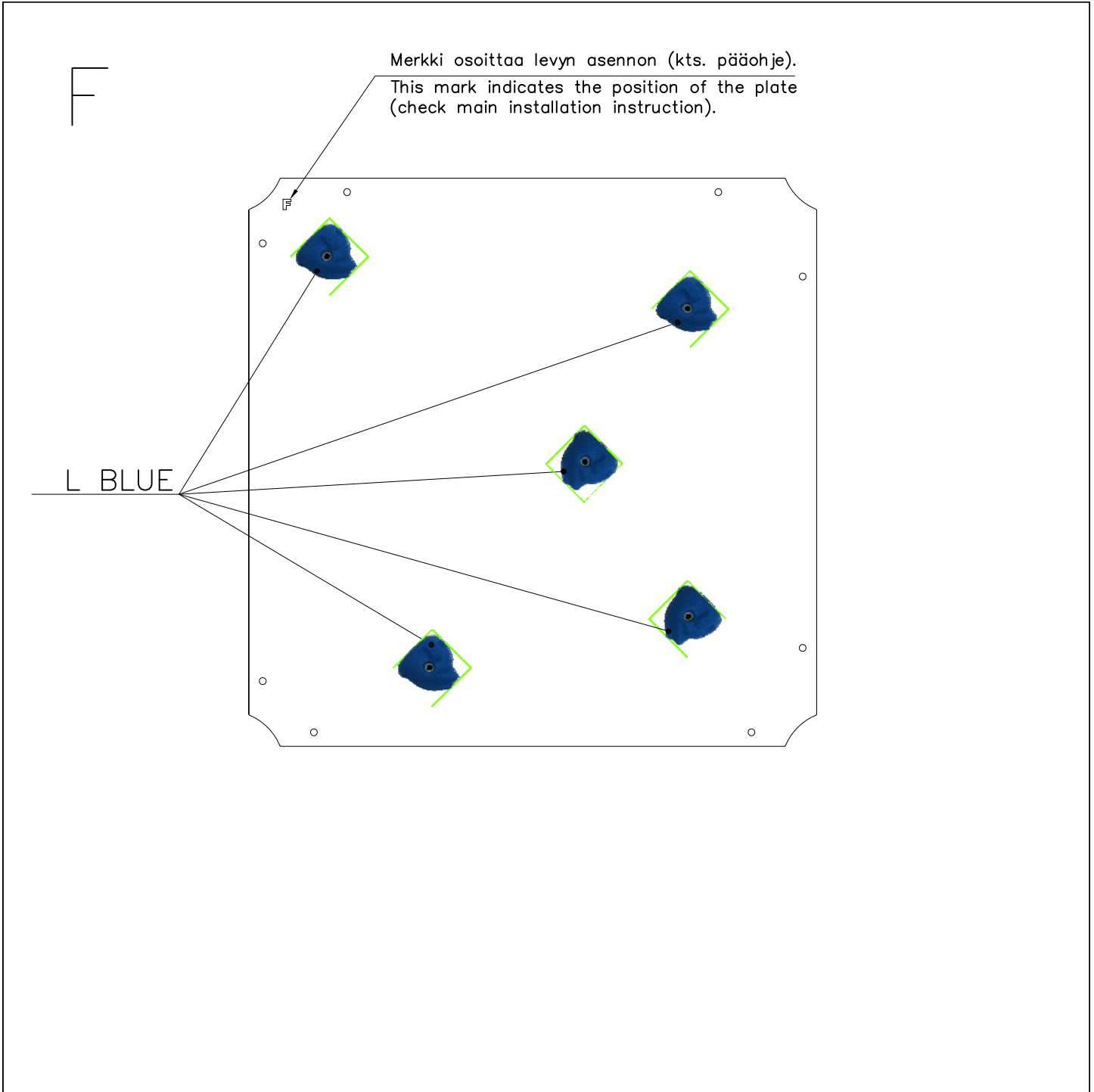
XXL RED



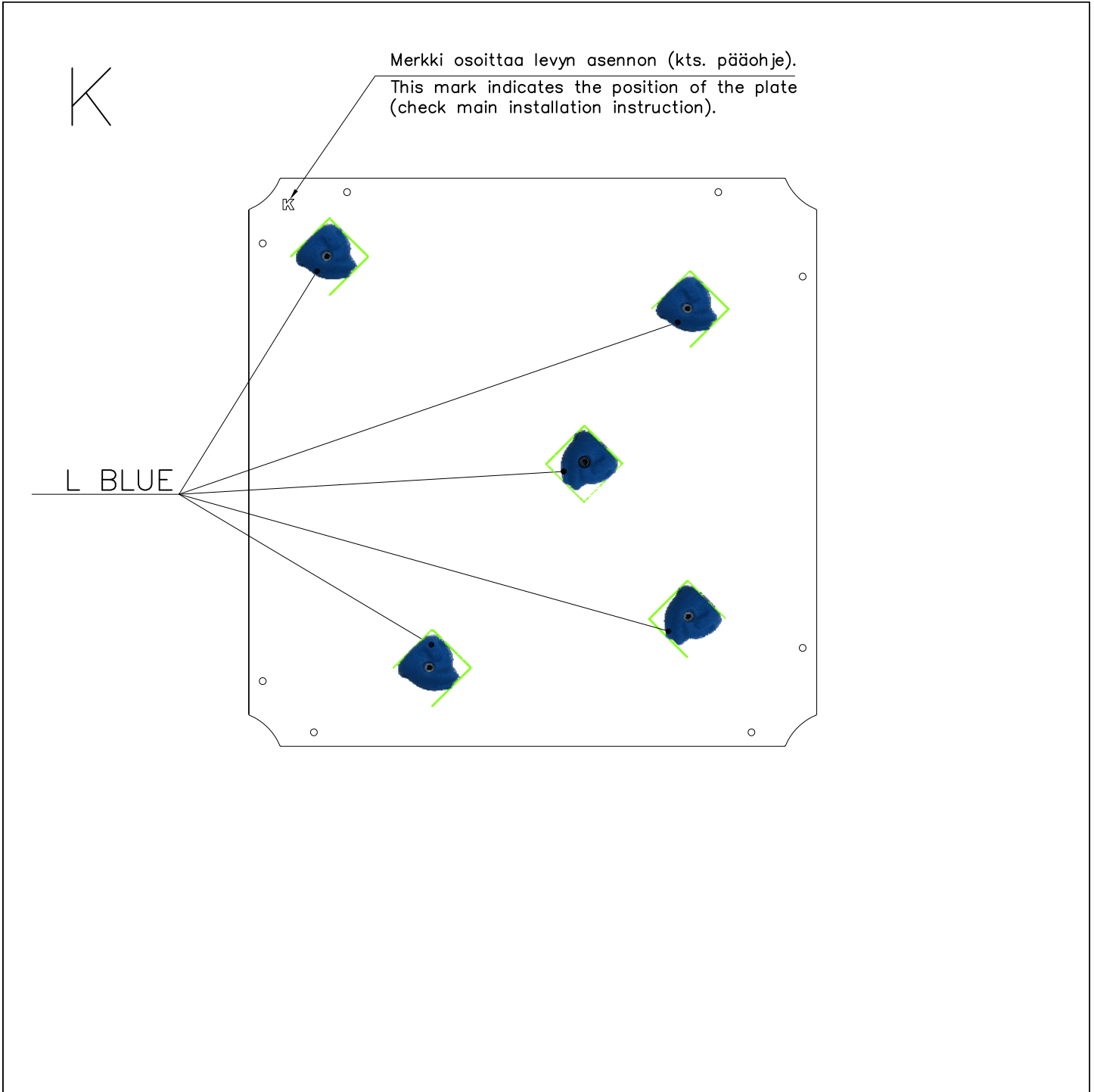
○ 703848	PCS ○ 703821	PCS ○ 902124	PCS ○ 980161	PCS ○ 902232	PCS ○ 902233	PCS ○ 905115
Mark I	D. GRAY	150x50x50	M10	M10x55	M10x30	Ø30
	PCS ○ 905090	PCS ○ 901302	PCS ○ 904336	PCS * ○ 904301		
	Ø45	Ø20/10.5	Ø6x20	XXL RED		



○ 703847	PCS ○ 703824	PCS ○ 902124	PCS ○ 980161	PCS ○ 902232	PCS ○ 902233	PCS ○ 905115
						
Mark H	D. GREY	150x50x50	M10	M10x55	M10x30	Ø30
	PCS ○ 905090	PCS ○ 901302	PCS ○ 904336	PCS * 904301		
						
	Ø45	Ø20/10.5	Ø6x20	XXL RED		

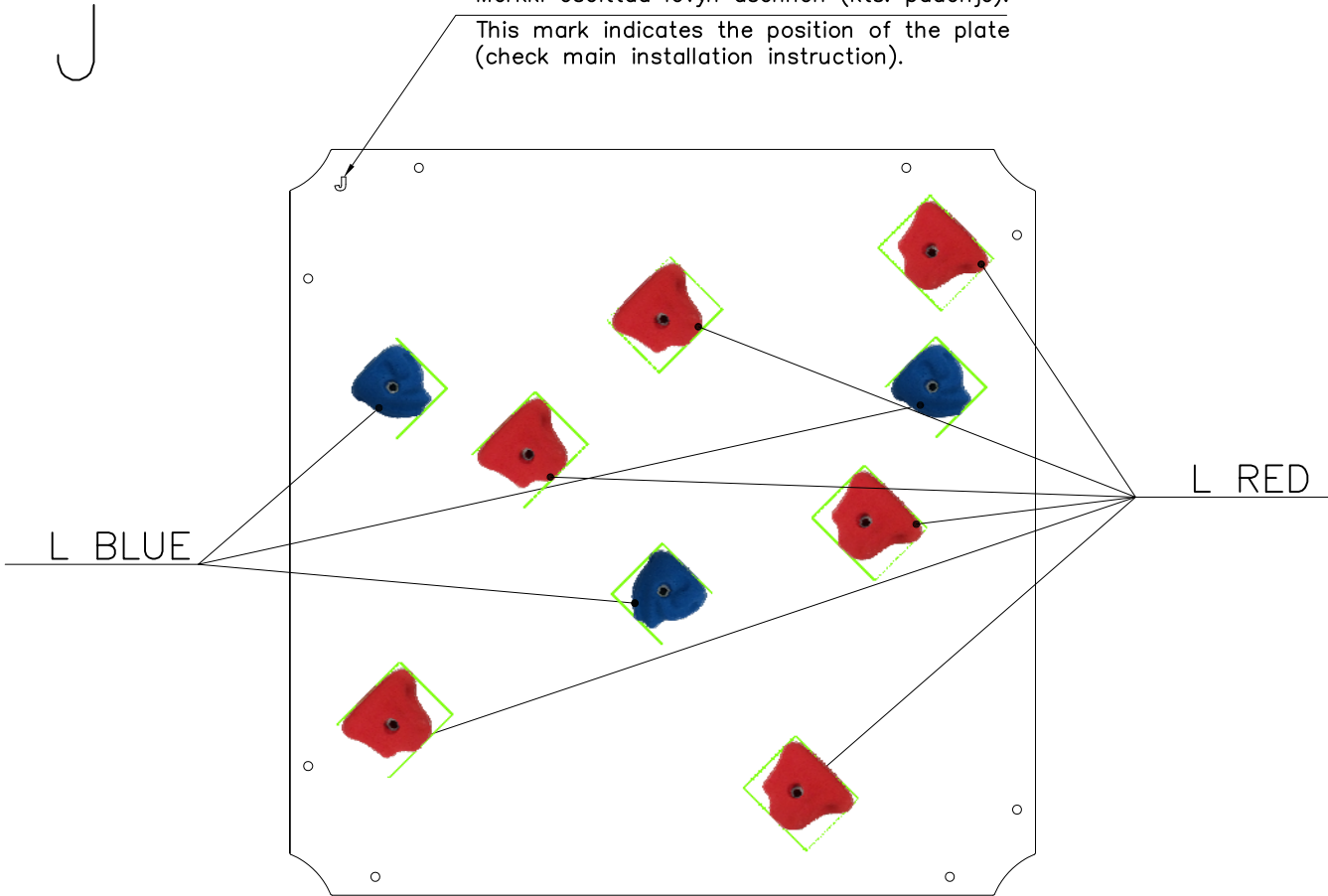


○ 703845	PCS 703822	PCS 902124	PCS 980161	PCS 902232	PCS 902233	PCS 905115
Mark F	YELLOW	150x50x50	M10	M10x55	M10x30	Ø30
	PCS 905090	PCS 901302	PCS 904336	PCS * 904298		
	Ø45	Ø20/10.5	Ø6x20	L BLUE		

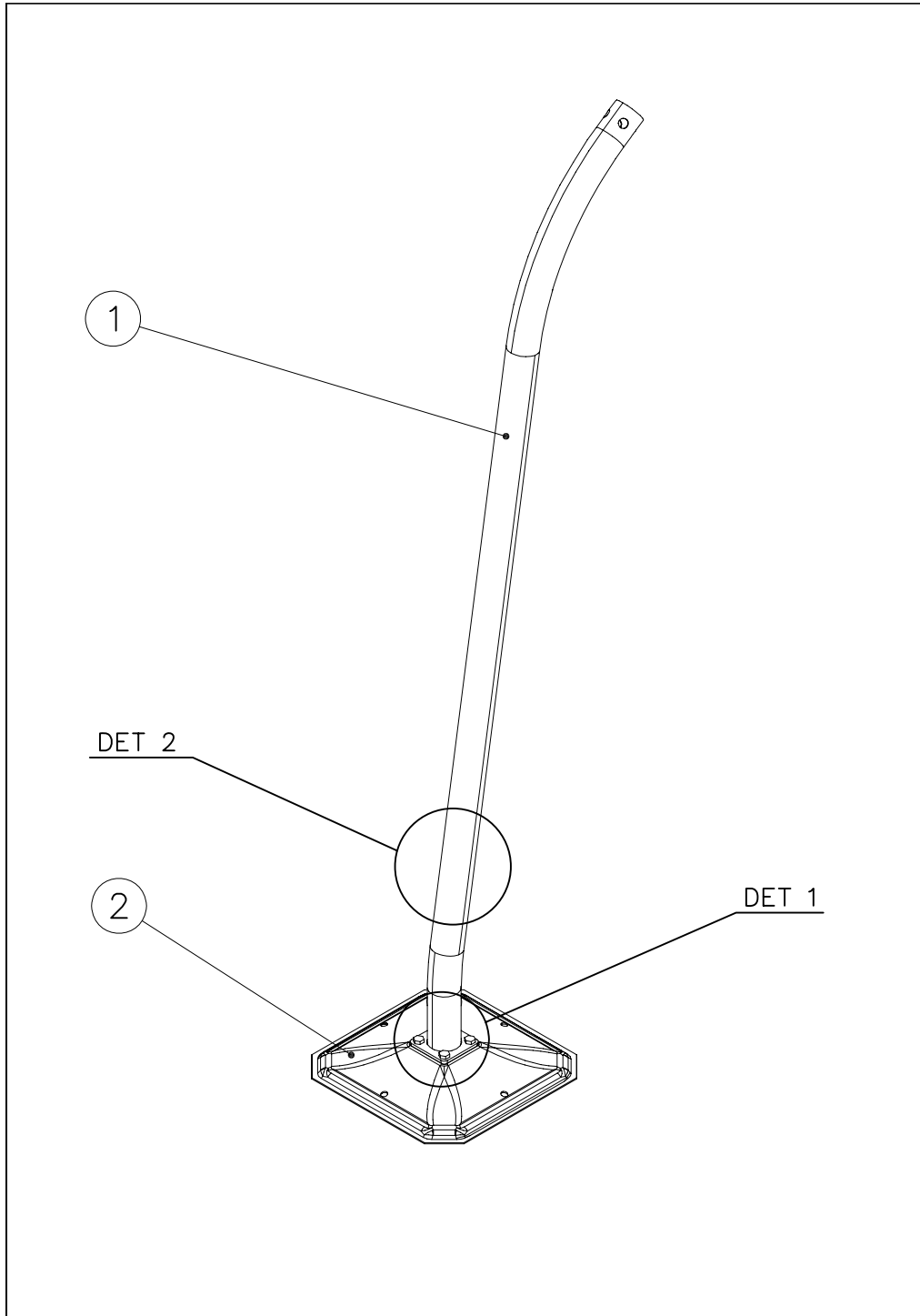



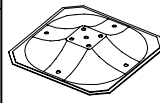



○ 703850	PCS 703827	PCS 902124	PCS 980161	PCS 902232	PCS 902233	PCS 905115
Mark K	YELLOW	150x50x50	M10	M10x55	M10x30	Ø30
PCS 905090	PCS 901302	PCS 904336	PCS * 904298	PCS	PCS	PCS
Ø45	Ø20/10.5	Ø6x20	L BLUE			

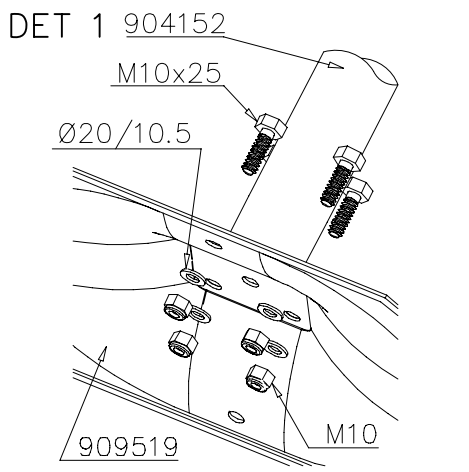
Merkki osoittaa levyn asennon (kts. pääohje).
This mark indicates the position of the plate (check main installation instruction).



703849	PCS 703826	PCS 902124	PCS 980161	PCS 902232	PCS 902233	PCS 905115
Mark J	YELLOW	150x50x50	M10	M10x55	M10x30	Ø30
	PCS 905090	PCS 901302	PCS 904336	PCS * 904298	PCS * 904300	
	Ø45	Ø20/10.5	Ø6x20	L BLUE	L RED	



① 904152	PCS	② 909519	PCS
	1		1
③ 909637	PCS	④ 909638	PCS
	4		4
M10		Ø20/10.5	
⑤ 909639	PCS		PCS
	4		
M10x25			
	PCS		PCS
	PCS		PCS
	PCS		PCS



**Tuotekyltti tulee tuotteen mukana yhdellä seuraavista tavoista:****1) Metallinen tuotekyltti ja kiinnitysruuvit**

- Kiinnitä tuotekyltti ruuveilla tolppaan noin 2 metrin korkeuteen kuvan 1 mukaisesti.

2) Tuotekylttitarra

- Puhdista maalattu metalli- tai vaneripinta pölystä ja kosteudesta. Liimaa tarra kuvan 2 mukaisesti.
- Huom. Älä kiinnitä tarraa karheapintaiseen laminaattiin tai maalattuun puuhun.

Vår produktmärkning levereras på ett av följande sätt:**1) Produktskylt i metall**

- Fäst skylten med de medföljande skruvarna

2) Självhäftande produktetikett

- Rengör den pulverlackerade metallytan eller laminatyten så att den blir fri från smuts och fukt. Fäst etiketten enligt fig. 2.
- Obs! Fäst ej etiketten på detaljer med skrovlig yta eller på målat trä.

Product label is delivered by one of following ways:**1) Metal product label and screws**

- Fasten the label with screws.

2) Label sticker

- Clean the painted metal or plywood surface from dirt and moisture. Fasten the sticker as shown in the figure 2.
- Note. Do not attach the sticker to rough surfaced laminate or painted wood.

La plaque d'informations produit est livrée sous l'une de ces 3 formes :**1) Plaque métallique et vis**

- Fixez la plaque à l'aide des vis.

2) Etiquette autocollante

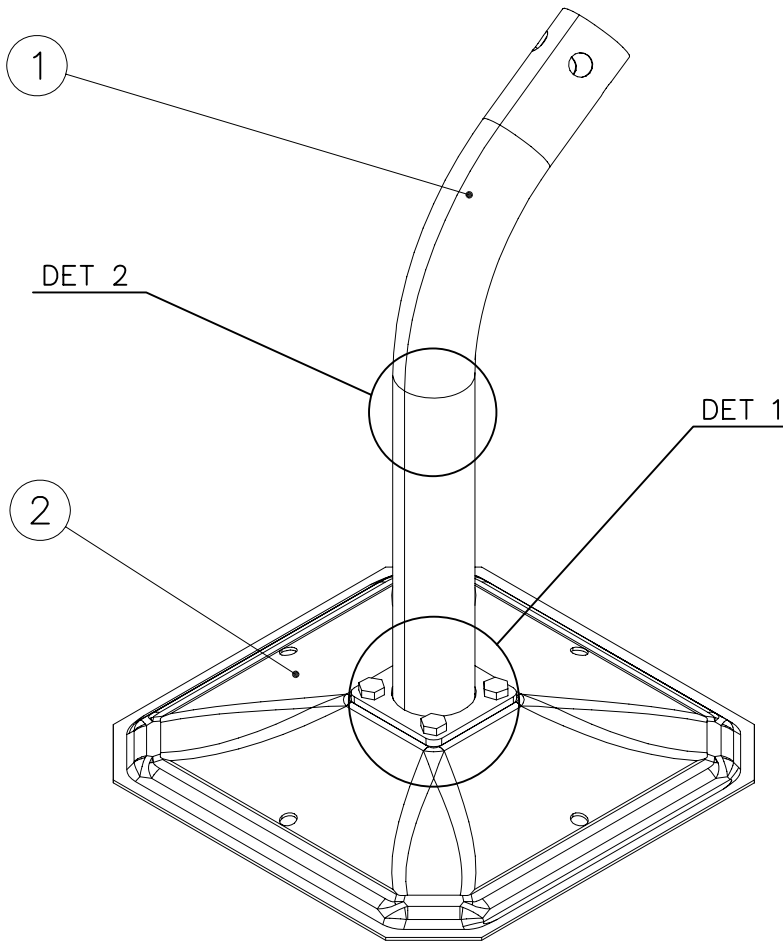
- Avant de coller l'étiquette, nettoyez le composant métallique peint ou la plaque de contreplaqué, de toute saleté. La surface doit être sèche (voir image 2).
- Attention, ne pas coller l'étiquette sur une surface lamellé-collée irrégulière ou sur du bois peint.

Die Auslieferung des Produktaufklebers erfolgt auf eine dieser Arten:**1) Produkt-Schild aus Metall incl. Schrauben**

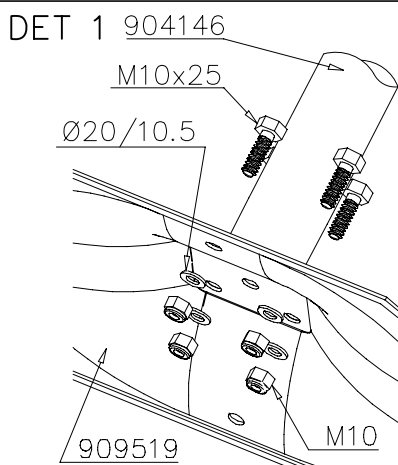
- Die Befestigung des Schildes erfolgt mittels der Schrauben.

2) Aufkleber

- Entfernen Sie zunächst Schmutz und Feuchtigkeit vom lackierten Metall bzw. von der Holzoberfläche und bringen Sie den Aufkleber wie im Bild oben rechts beschrieben auf den gesäuberten Untergrund auf.
- Beachten Sie: Bringen Sie den Aufkleber nicht auf raues laminiertes oder lackiertes Holz an.

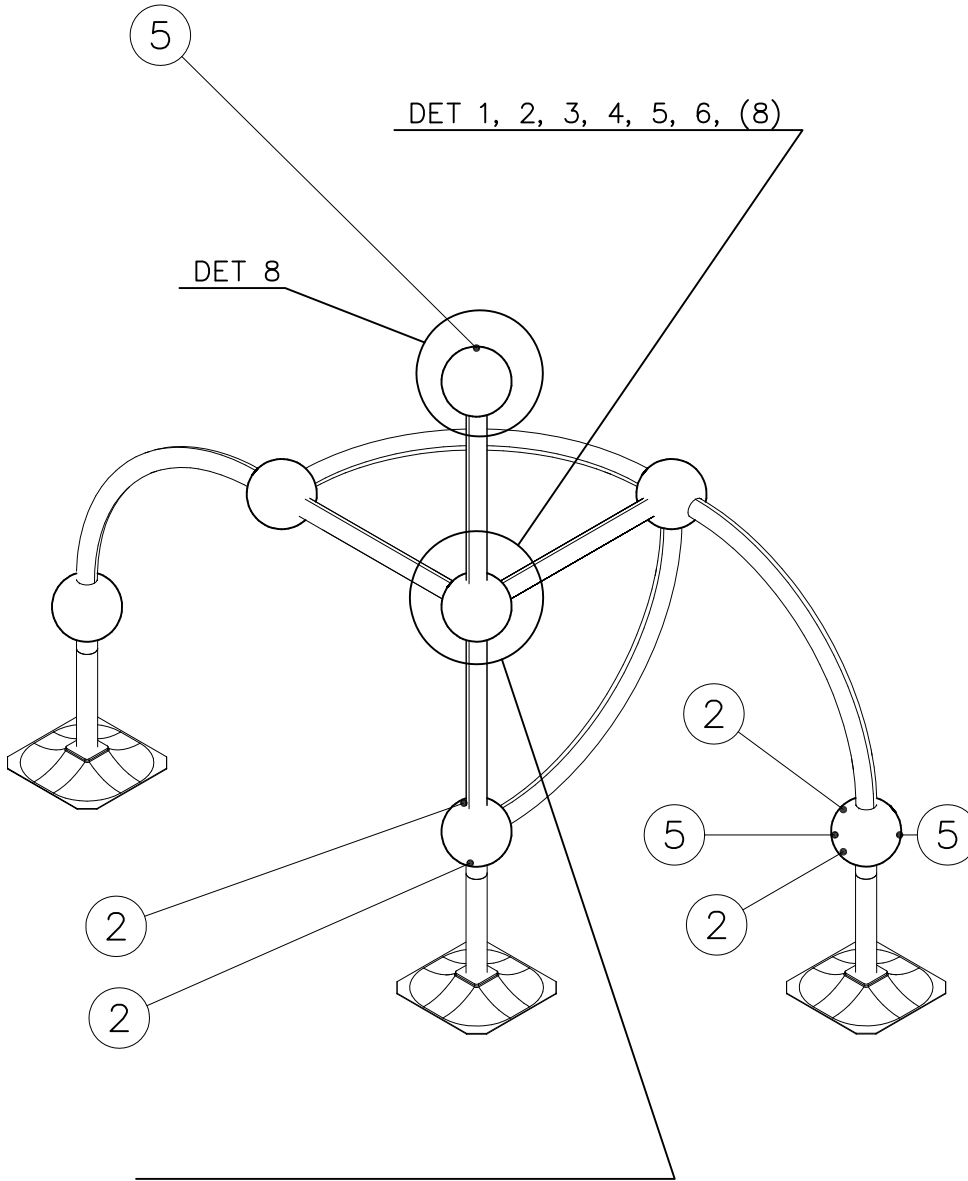


① 904146	PCS	② 909519	PCS
	1		1
③ 909637	PCS	④ 909638	PCS
	4		4
M10		Ø20/10.5	
⑤ 909639	PCS		PCS
	4		
M10x25			
	PCS		PCS
	PCS		PCS
	PCS		PCS

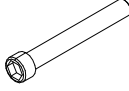

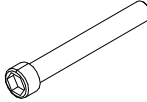



DET 2

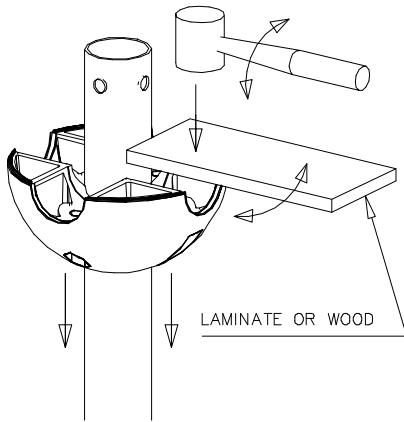
DET 3



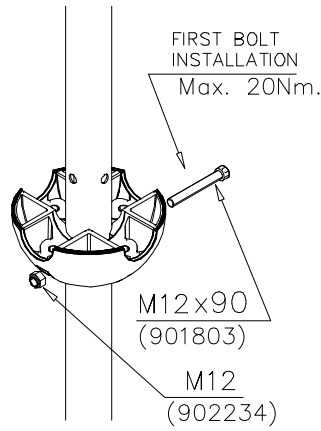
DO NOT TIGHTEN THE JOINTS UNTIL THE STRUCTURE IS COMPLETE.

① 901803	PCS	② 901994	PCS
	2		2
M12x90		Ø190	
③ 902096	PCS	④ 902234	PCS
	4		6
M12x120		M12	
	PCS		PCS
	PCS		PCS
	PCS		PCS
	PCS		PCS
	PCS		PCS
	PCS		PCS

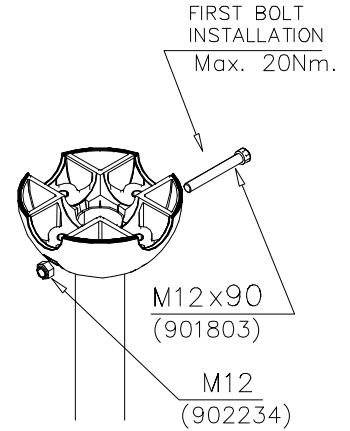
DET 1



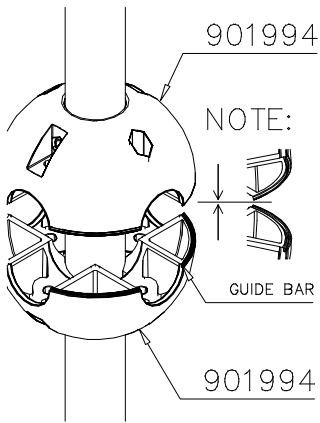
DET 2



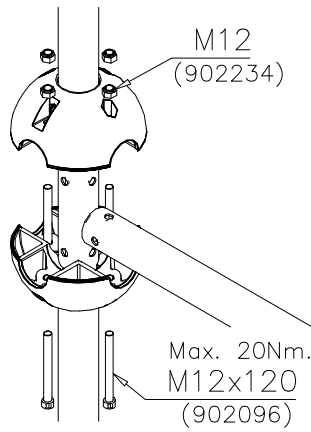
DET 3



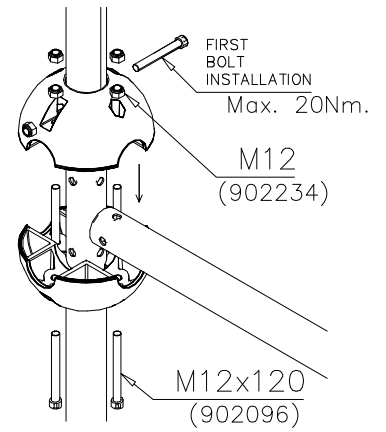
DET 4



DET 5

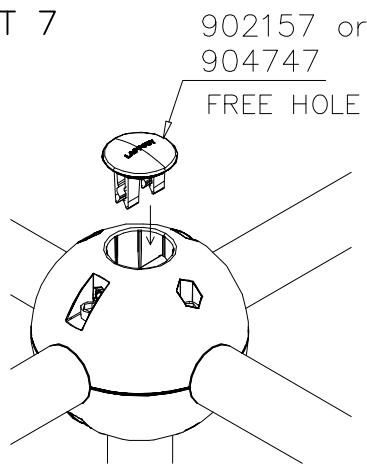


DET 6



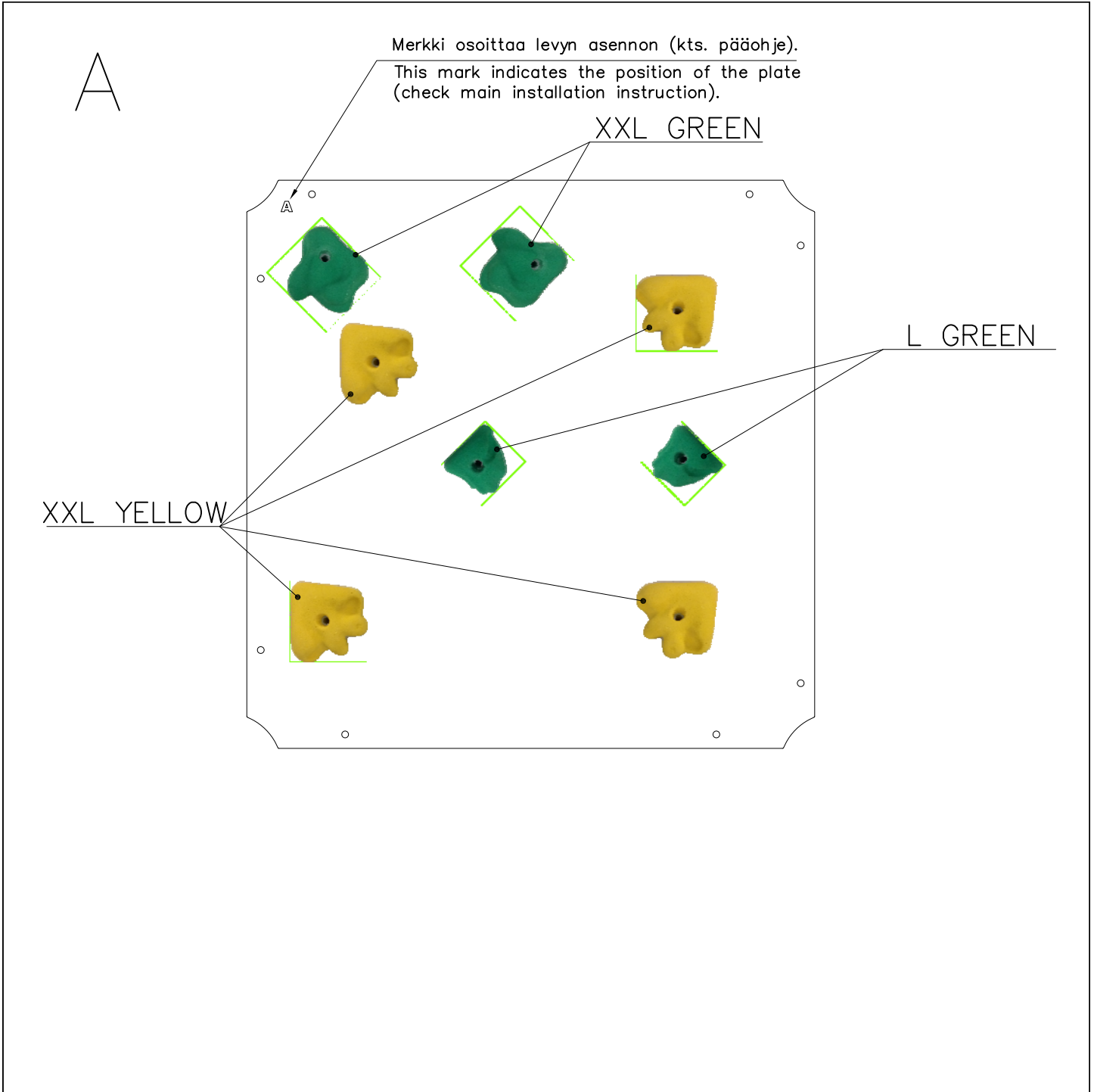
REMEMBER
FINAL
TIGHTENING

DET 7

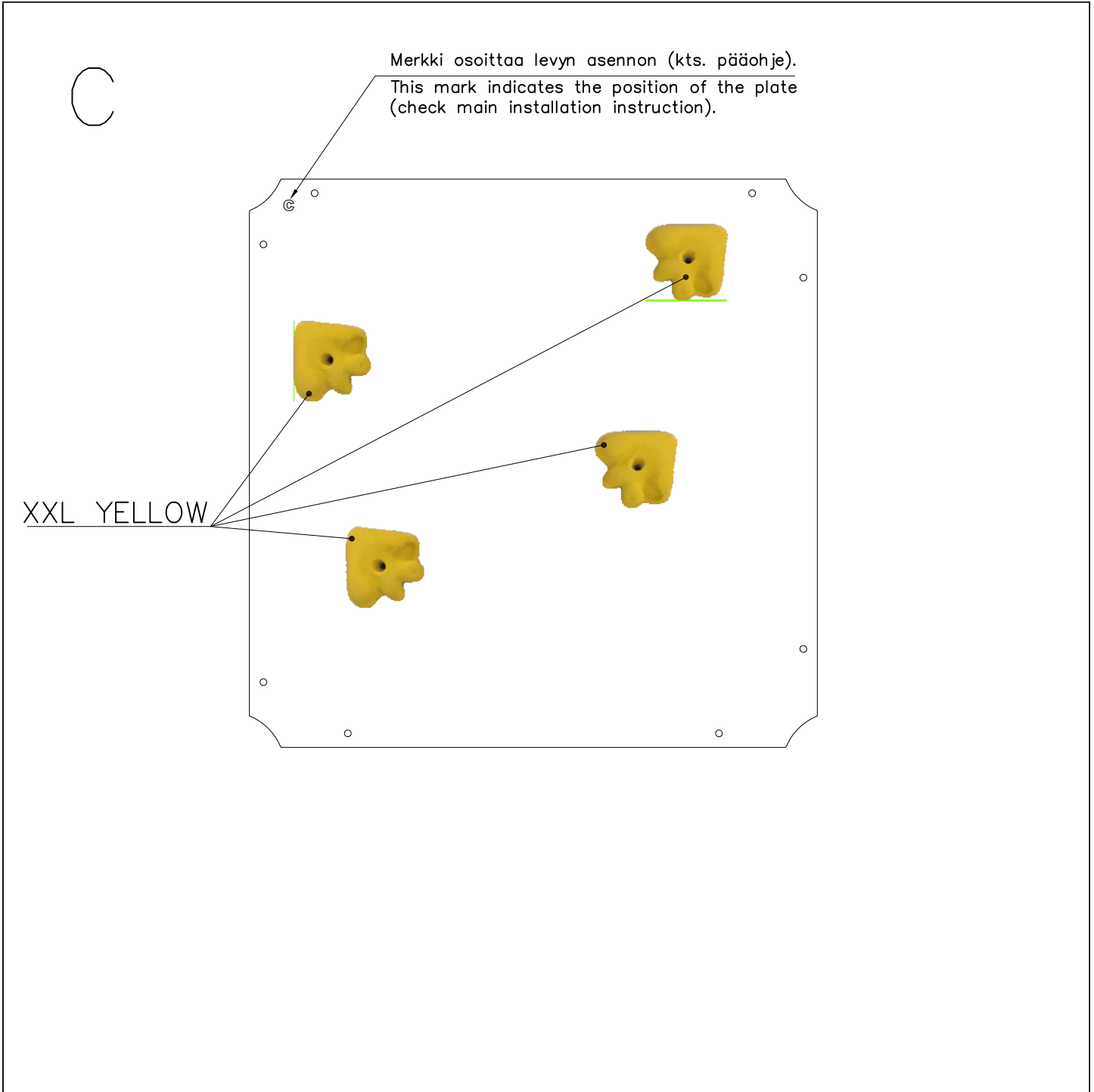


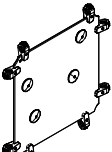

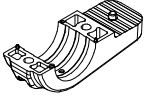

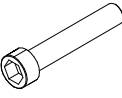
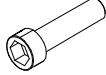


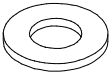


DET 8

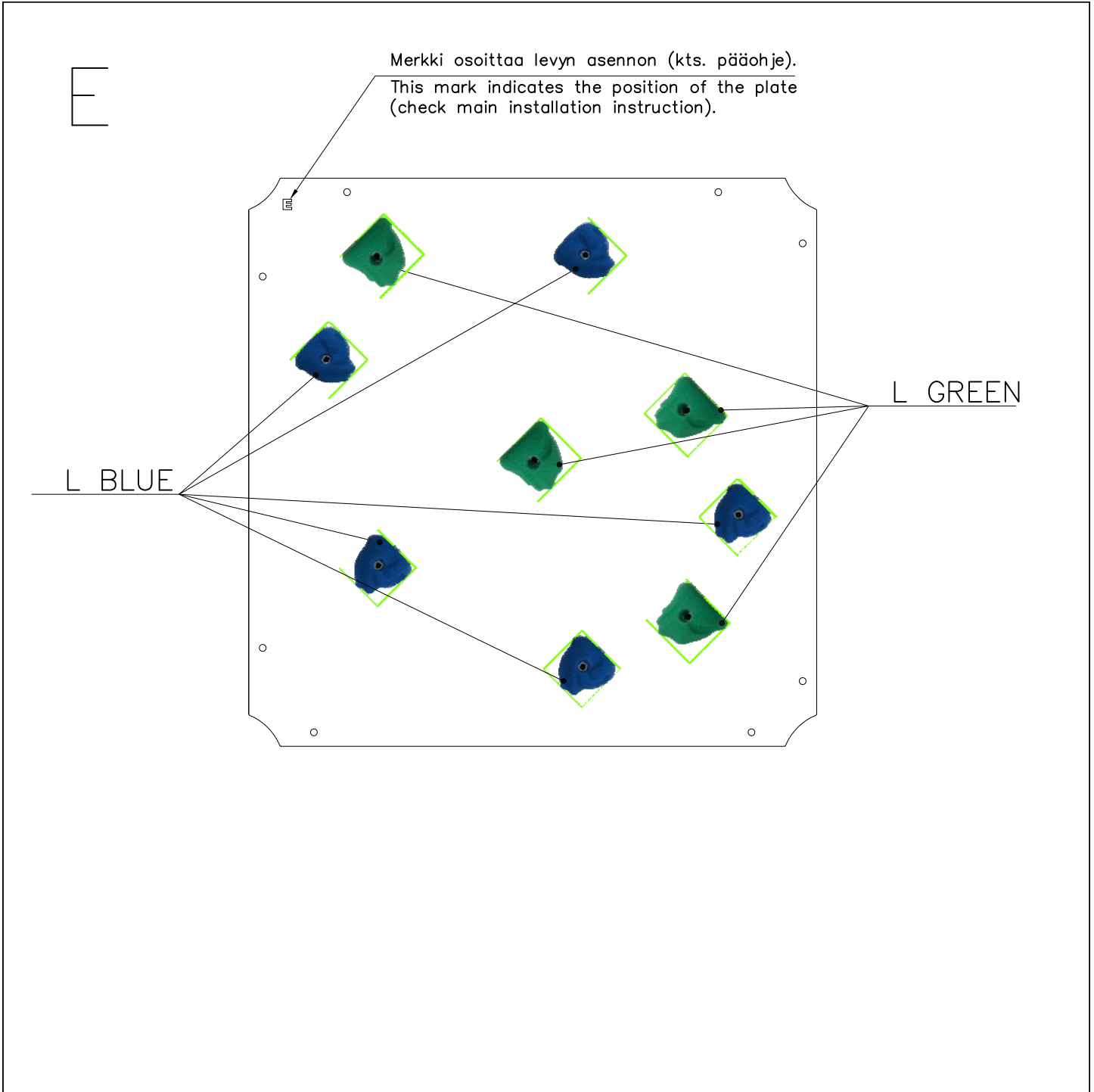




○ 703840	PCS ○ 703817	PCS ○ 902124	PCS ○ 980161	PCS ○ 902232	PCS ○ 902233	PCS ○ 905115
Mark A	YELLOW	150x50x50	M10	M10x55	M10x30	Ø30
	PCS ○ 905090	PCS ○ 901302	PCS ○ 904336	PCS * 904297	PCS * 904302	PCS * 904366
	Ø45	Ø20/10.5	Ø6x20	L GREEN	XXL YELLOW	XXL GREEN



○ 703842	PCS ○ 703819	PCS ○ 902124	PCS ○ 980161	PCS ○ 902232	PCS ○ 902233	PCS ○ 905115
						
Mark C	D. GREY	150x50x50	M10	M10x55	M10x30	Ø30
	PCS ○ 905090	PCS ○ 901302	PCS ○ 904336	PCS * ○ 904302		
						
	Ø45	Ø20/10.5	Ø6x20	XXL YELLO		



○ 703844	PCS ○ 703825	PCS ○ 902124	PCS ○ 980161	PCS ○ 902232	PCS ○ 902233	PCS ○ 905115
Mark E	YELLOW	150x50x50	M10	M10x55	M10x30	Ø30
	PCS ○ 905090	PCS ○ 901302	PCS ○ 904336	PCS * ○ 904297	PCS * ○ 904298	
	Ø45	Ø20/10.5	Ø6x20	L GREEN	L BLUE	