

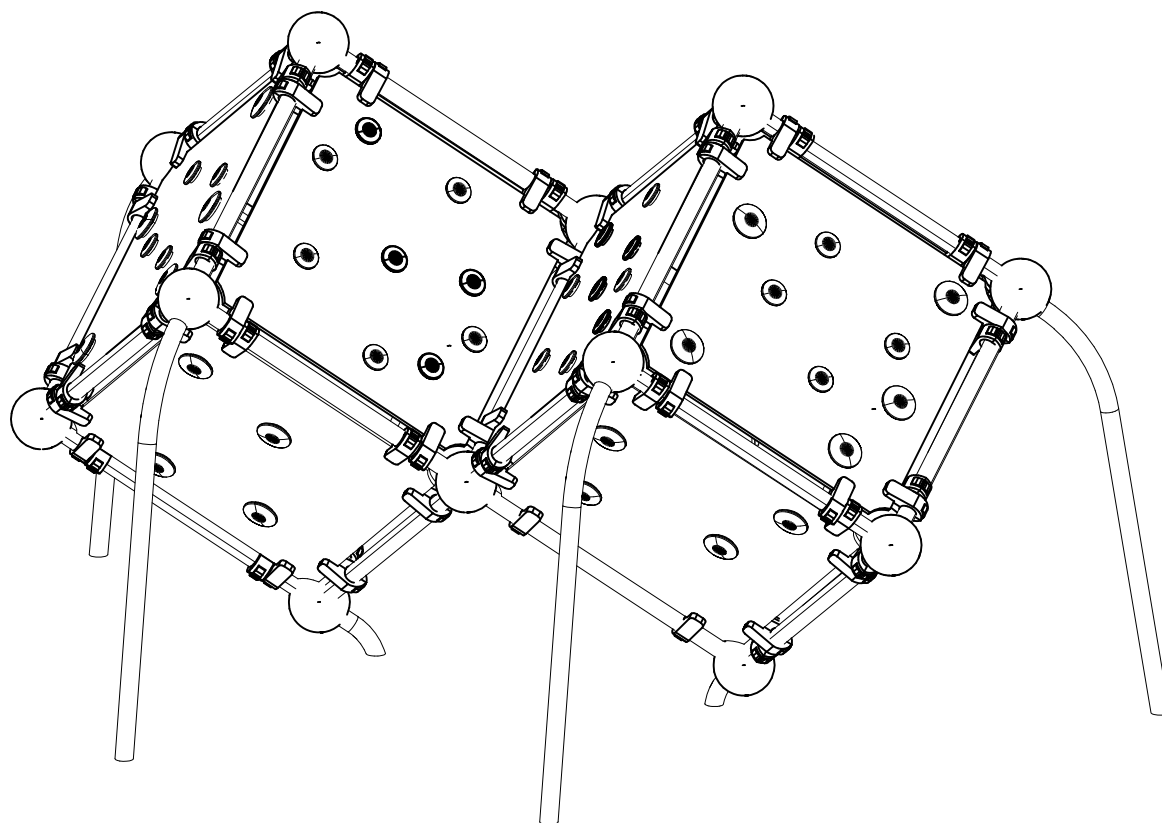
# **LAPPSET®**

## **CLOXX**


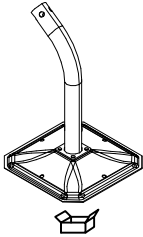

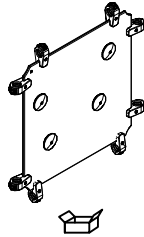
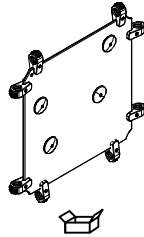
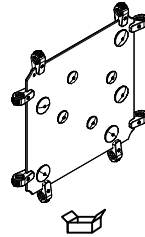
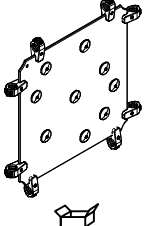
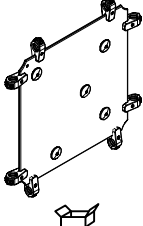
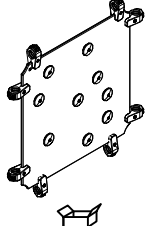
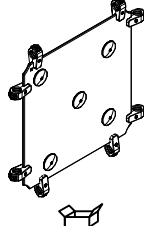
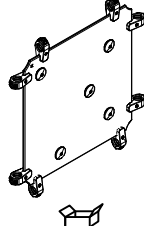
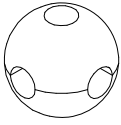
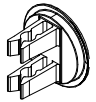
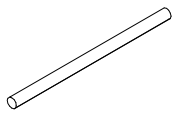
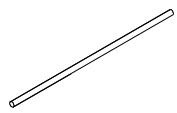
ASENNUSOHJE  
MONTERINGSANSVISNING  
INSTALLATION INSTRUCTION  
AUFBAUANLEITUNG  
NOTICE D'INSTALLATION

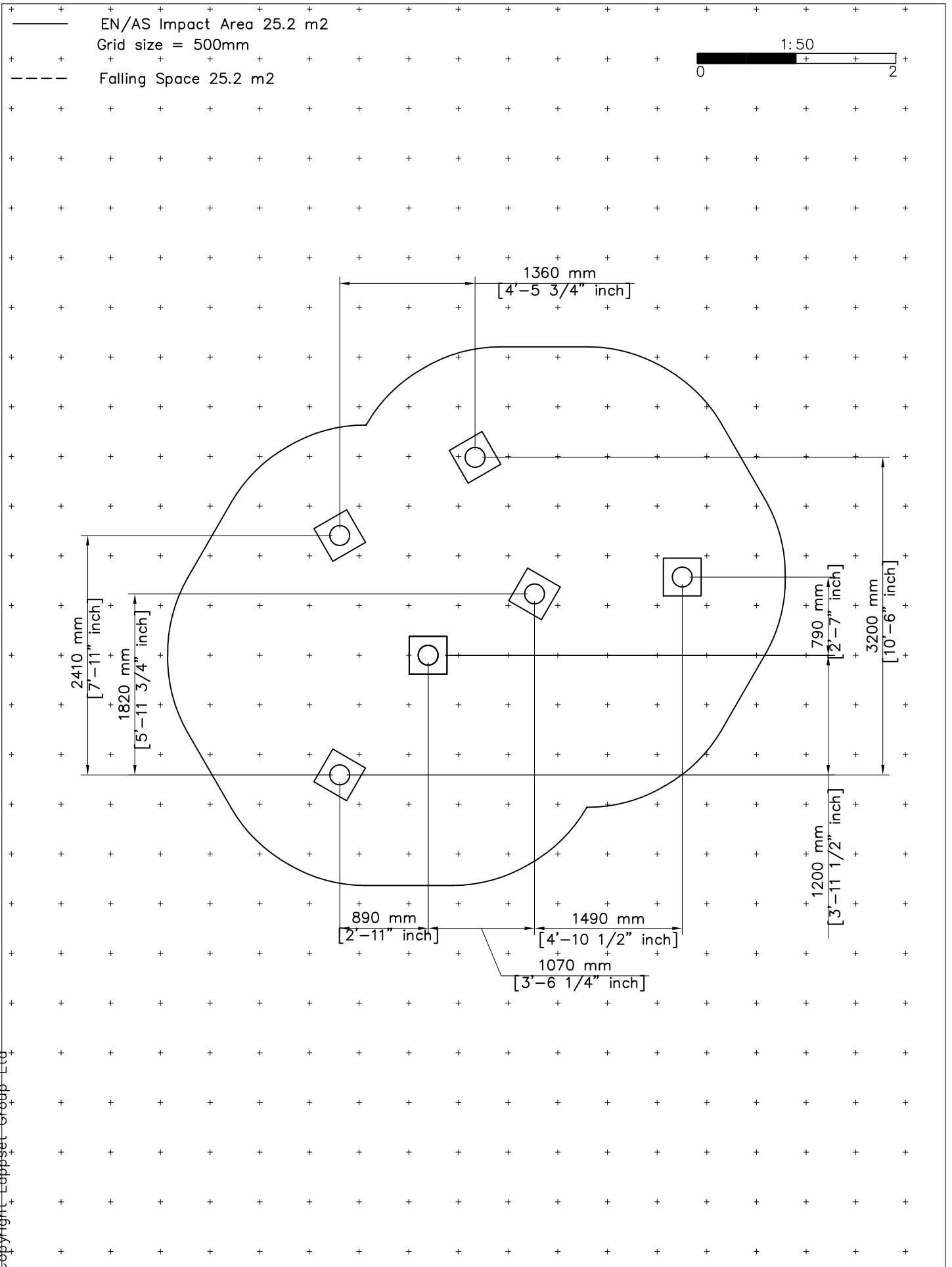
DATE: 24.2.2015

# **220610**

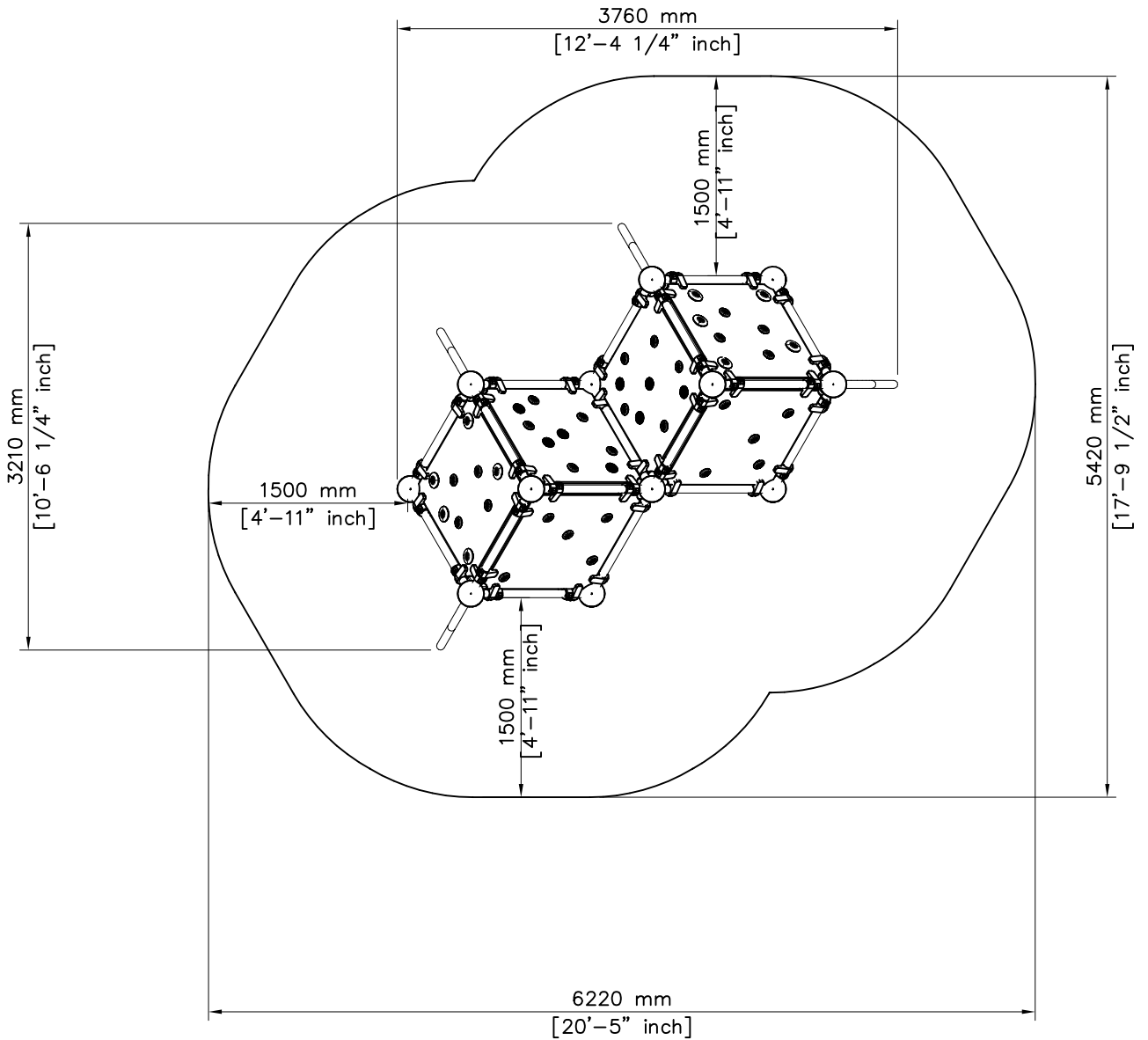
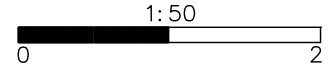


DATE: 24.2.2015

<p>702341</p>  <p>90x50</p>	PCS 1	<p>703638</p> 	PCS 2	<p>703640</p> 	PCS 4	<p>703841</p> 	PCS 1	<p>703842</p> 	PCS 2	<p>703843</p> 	PCS 2
<p>703844</p> 	PCS 1	<p>703845</p> 	PCS 1	<p>703846</p> 	PCS 1	<p>703847</p> 	PCS 1	<p>703850</p> 	PCS 1	<p>902134</p> 	PCS 14
<p>904747</p>  <p>60x60x2</p>	PCS 32	<p>902424</p>  <p>L 1034</p>	PCS 19	<p>904389</p>  <p>L 2148</p>	PCS 2		PCS		PCS		PCS
	PCS		PCS		PCS		PCS		PCS		PCS
	PCS		PCS		PCS		PCS		PCS		PCS
	PCS		PCS		PCS		PCS		PCS		PCS
	PCS		PCS		PCS		PCS		PCS		PCS



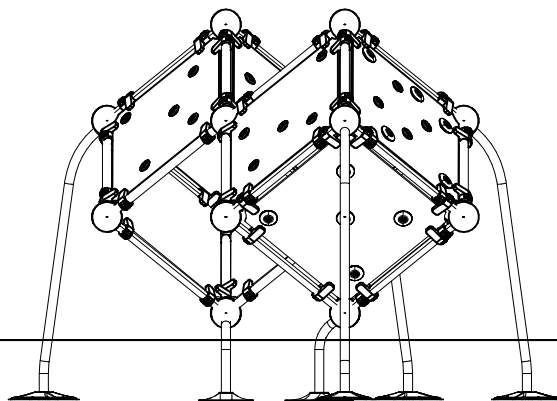
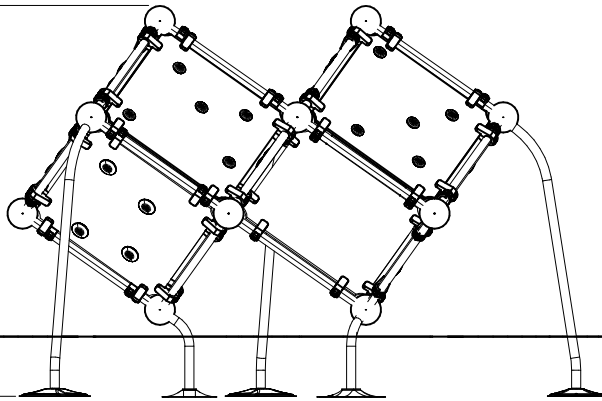
- EN/AS Impact Area 25.2 m<sup>2</sup>
- - - Falling Space 25.2 m<sup>2</sup>
- Max Falling Height 2190 mm

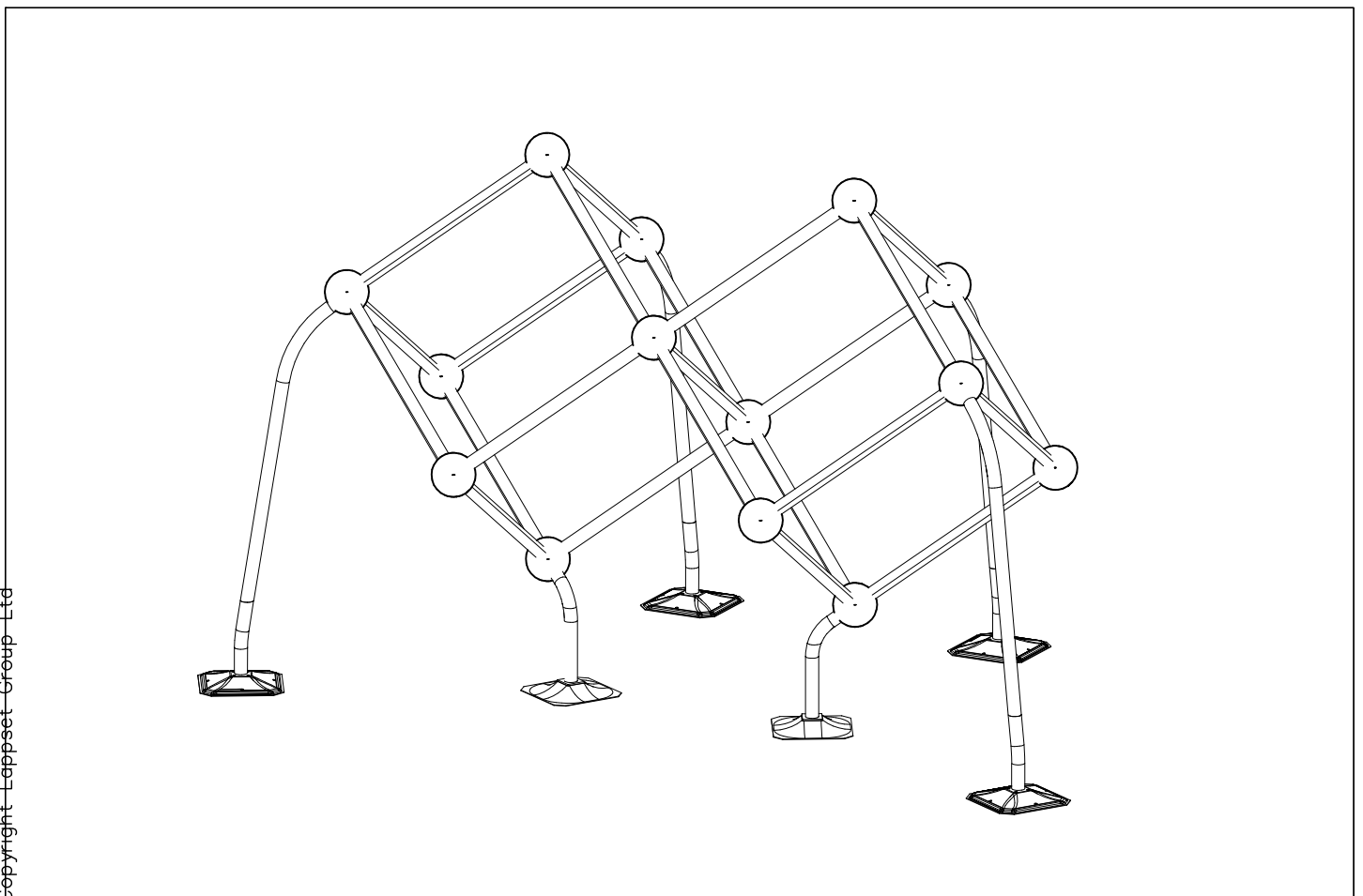
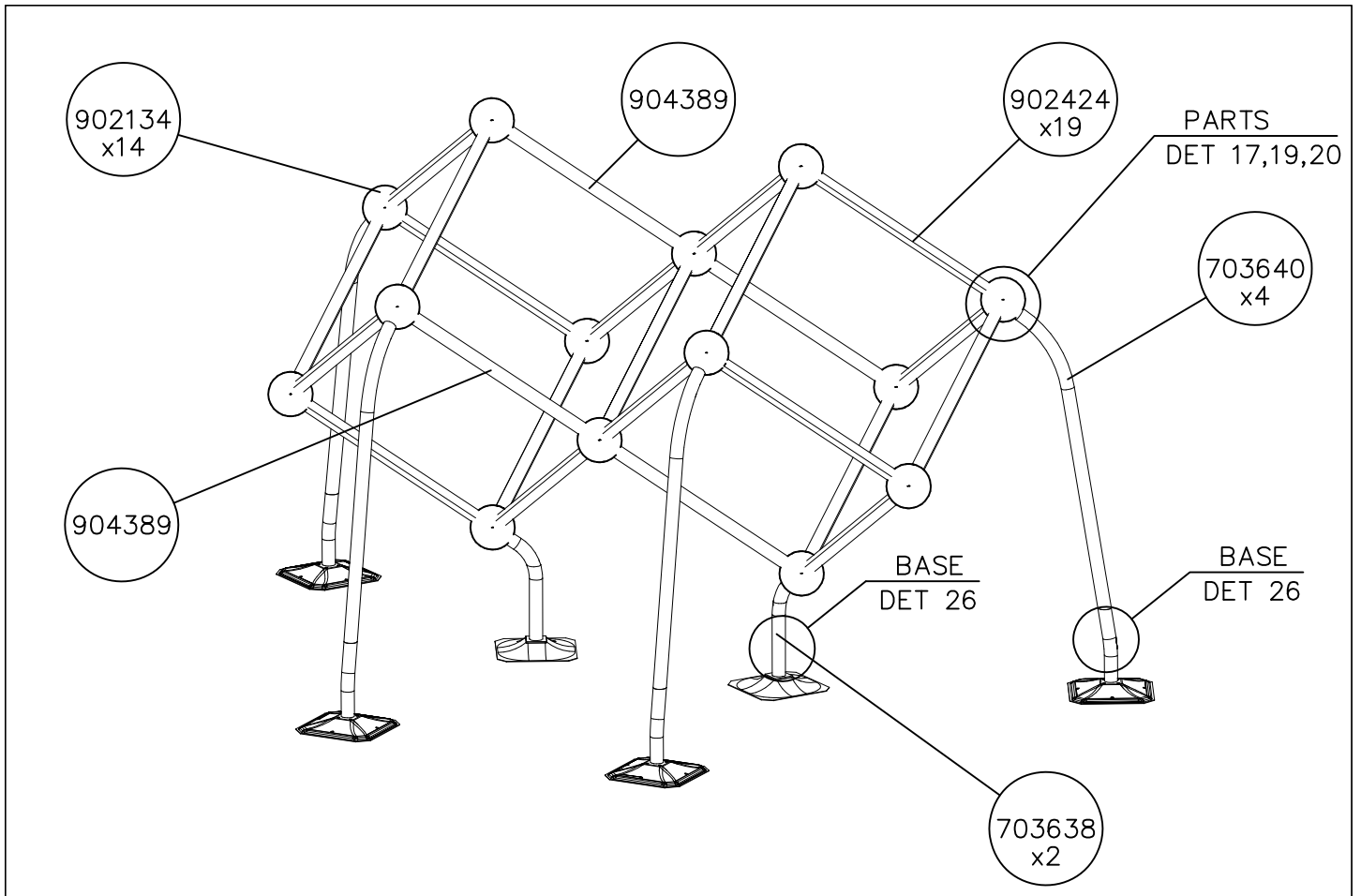


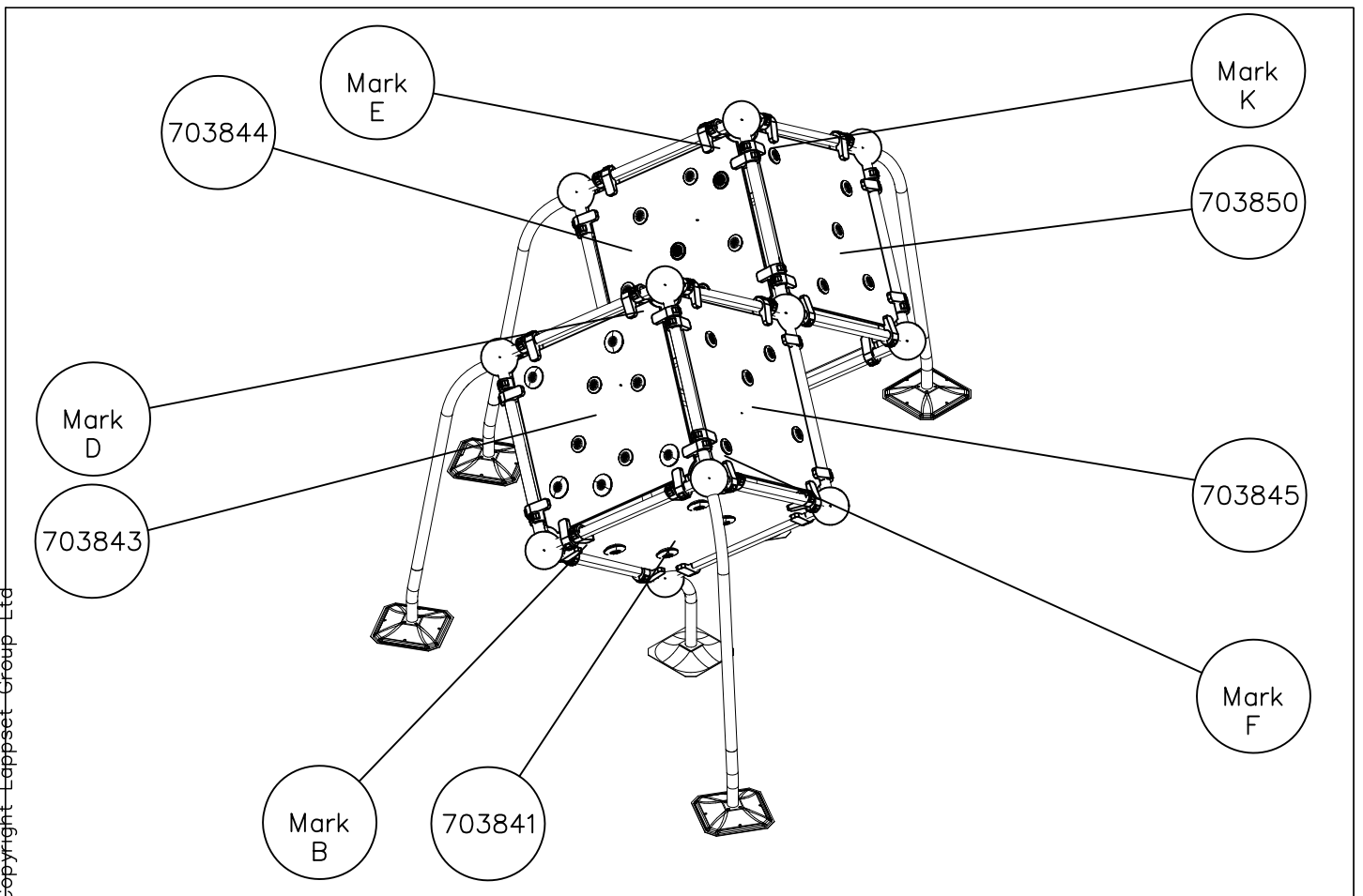
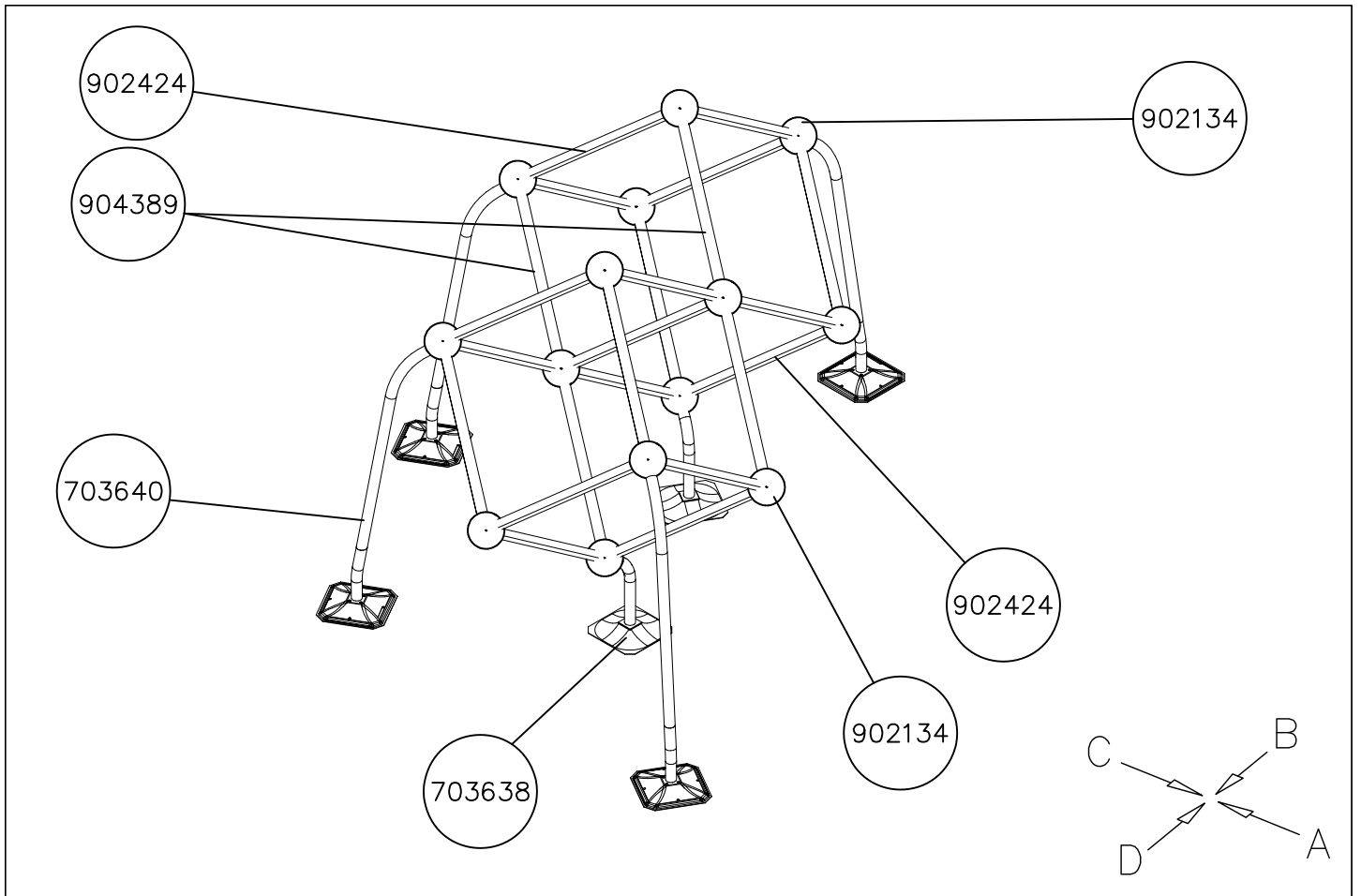
+2190 [7'-2 1/4" inch]

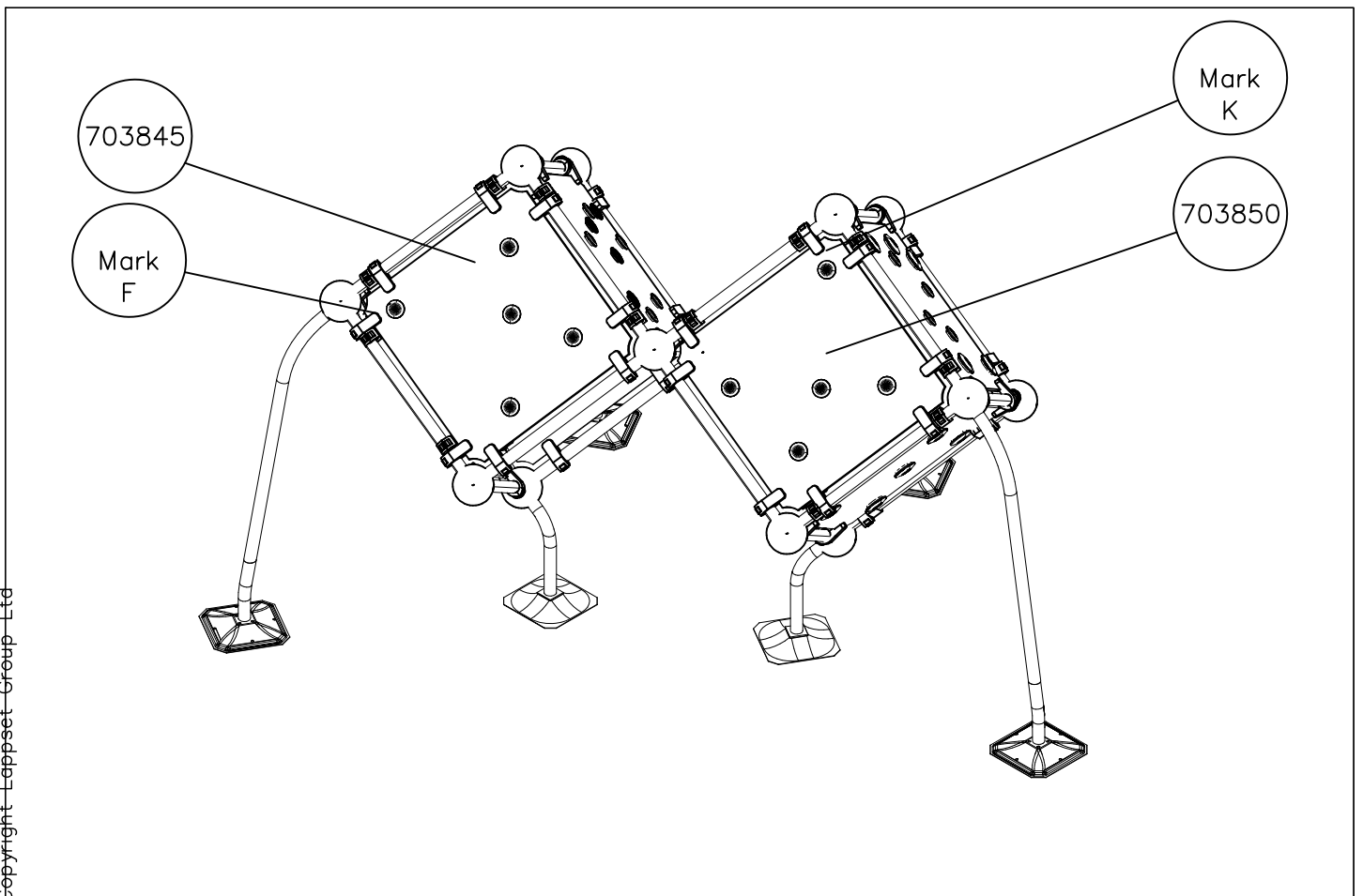
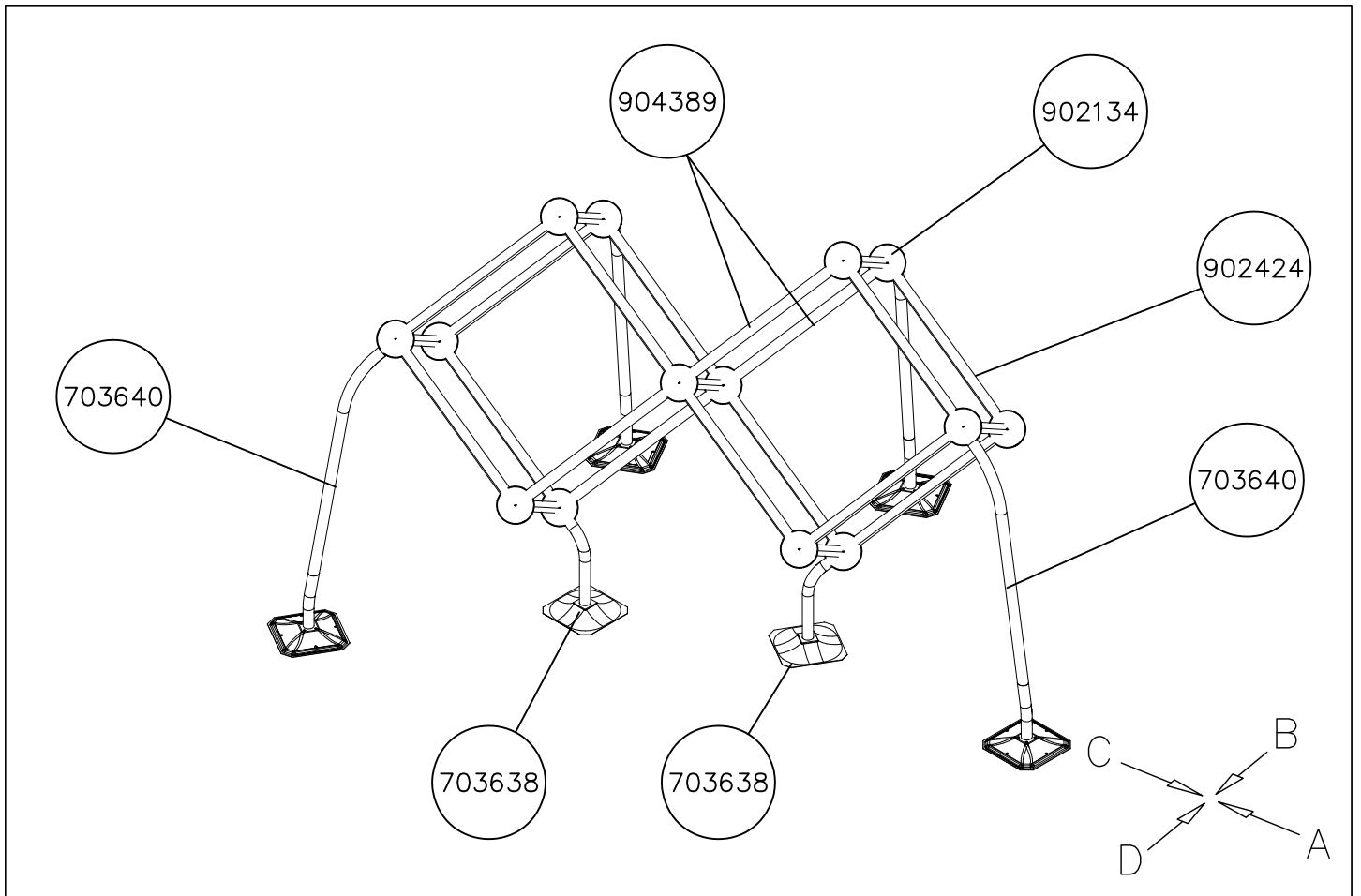
+0 [0" inch]

-390 [1'-3 1/2" inch]

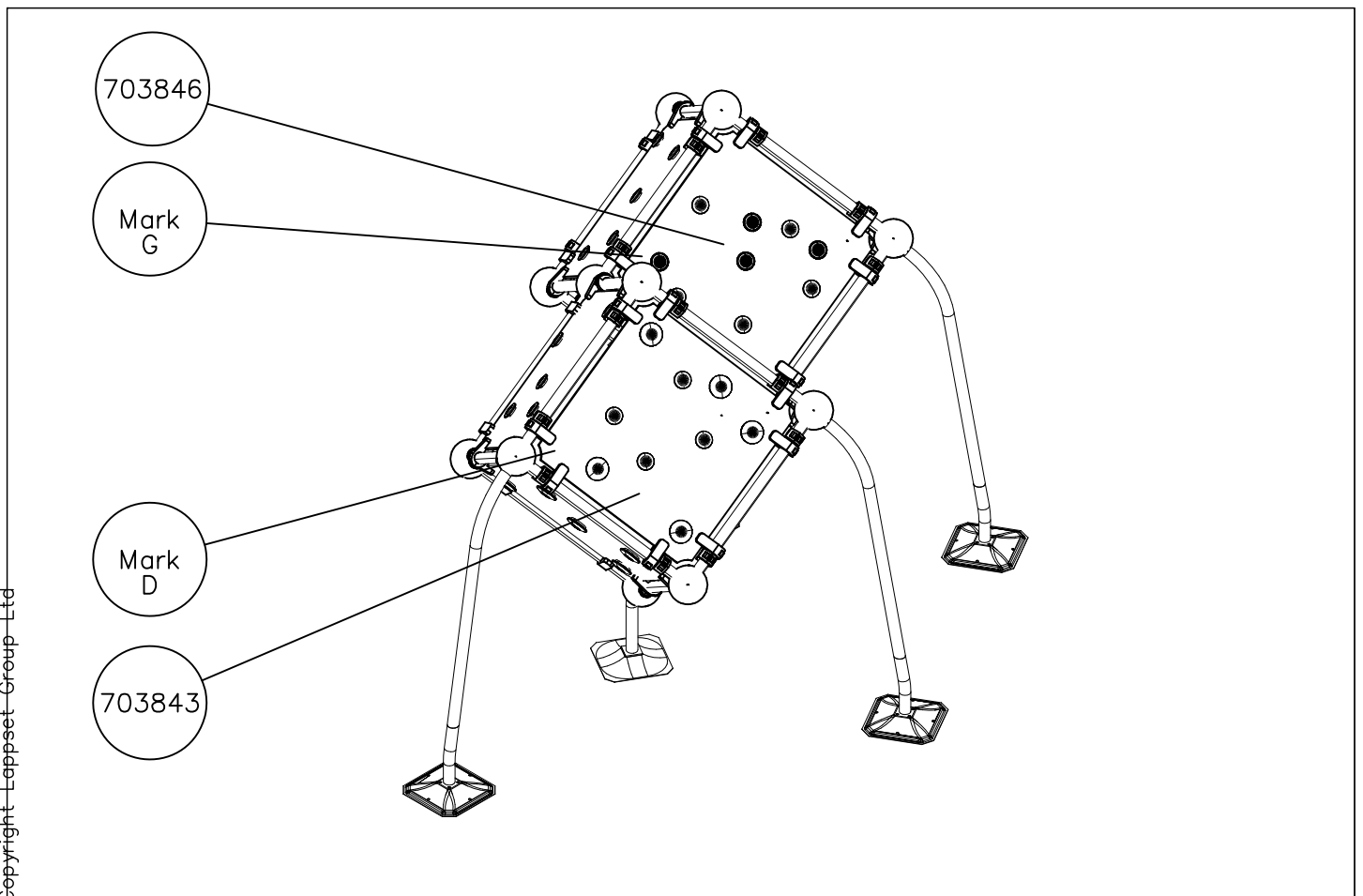
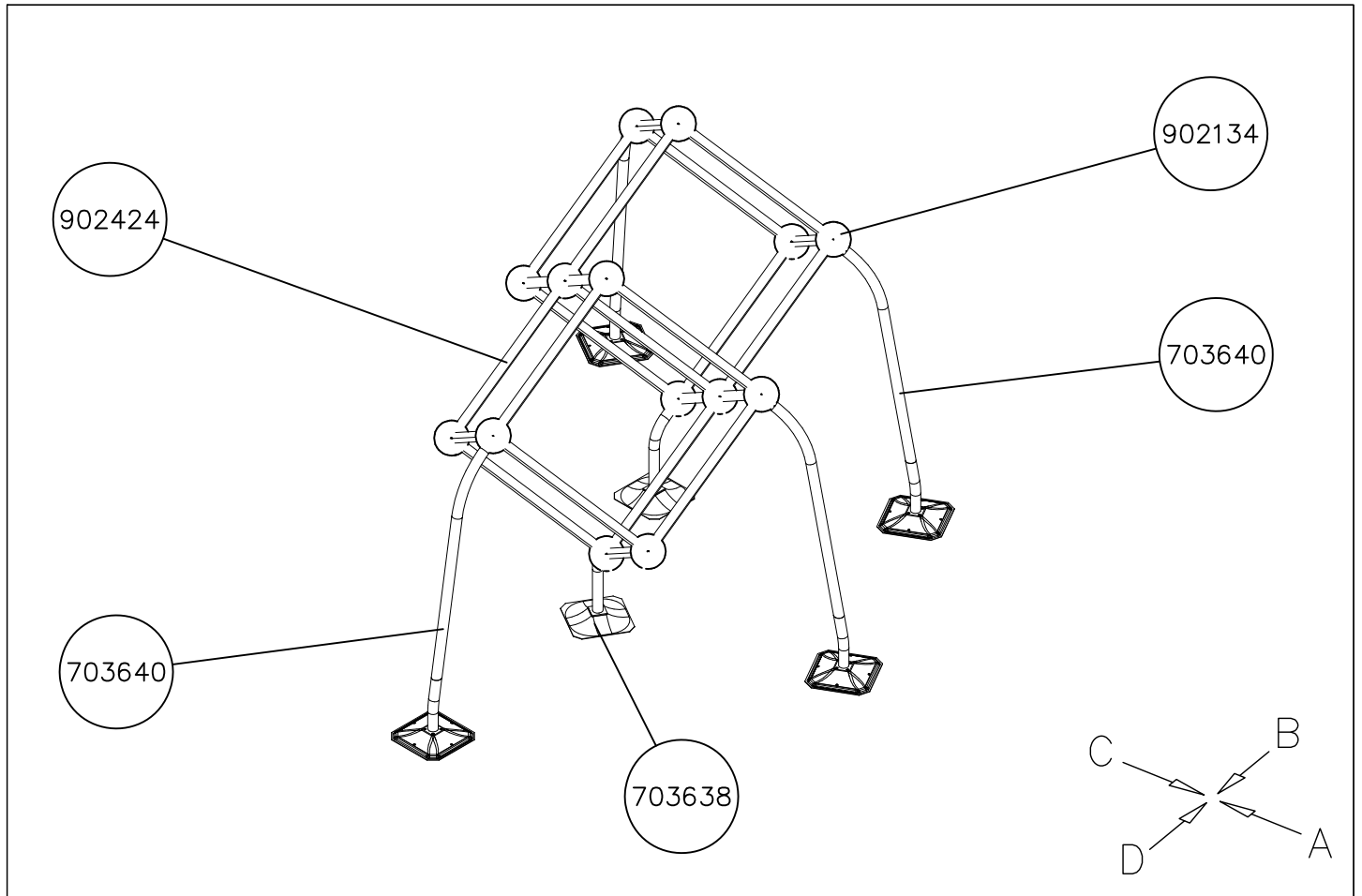


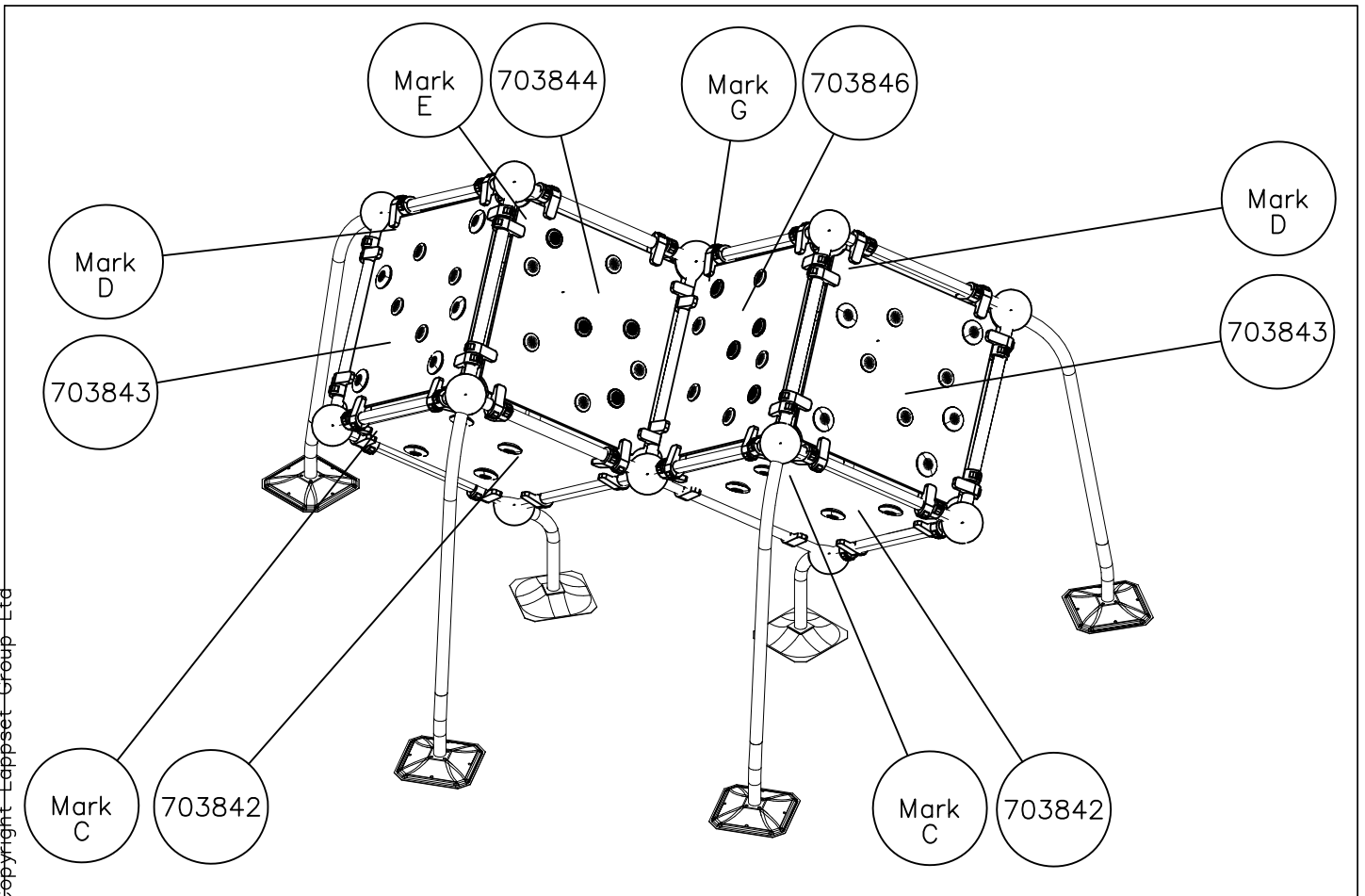
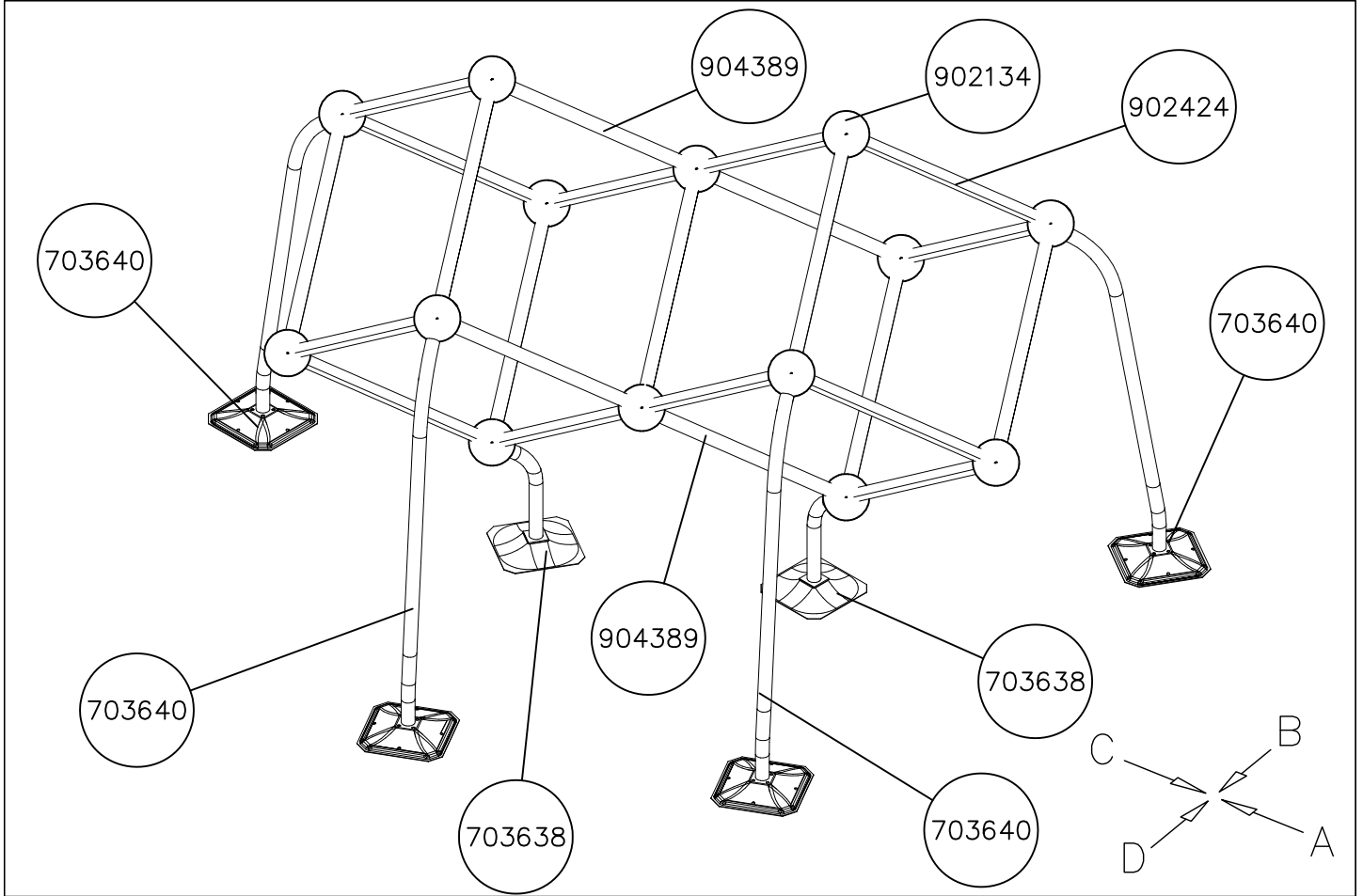


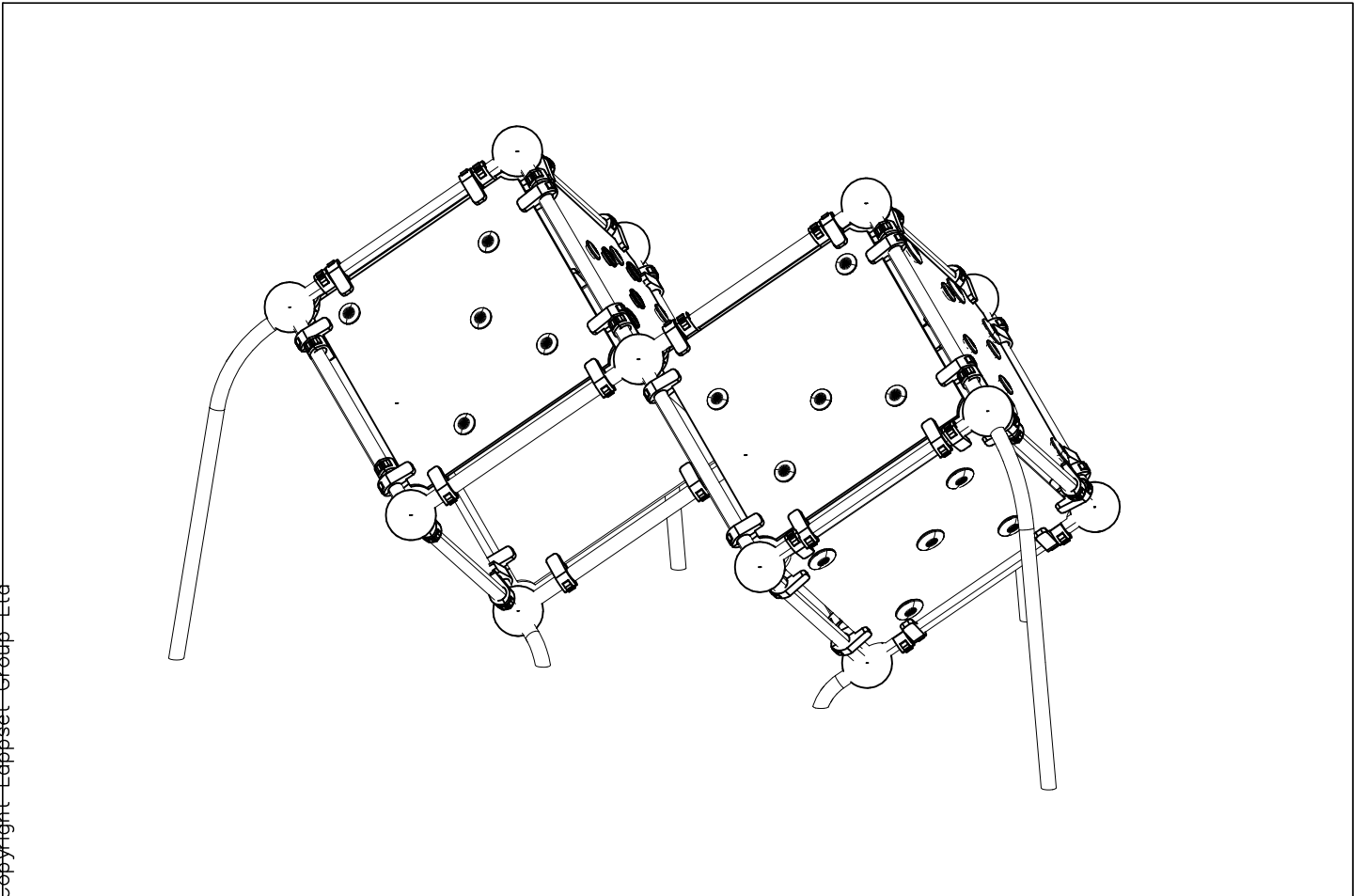
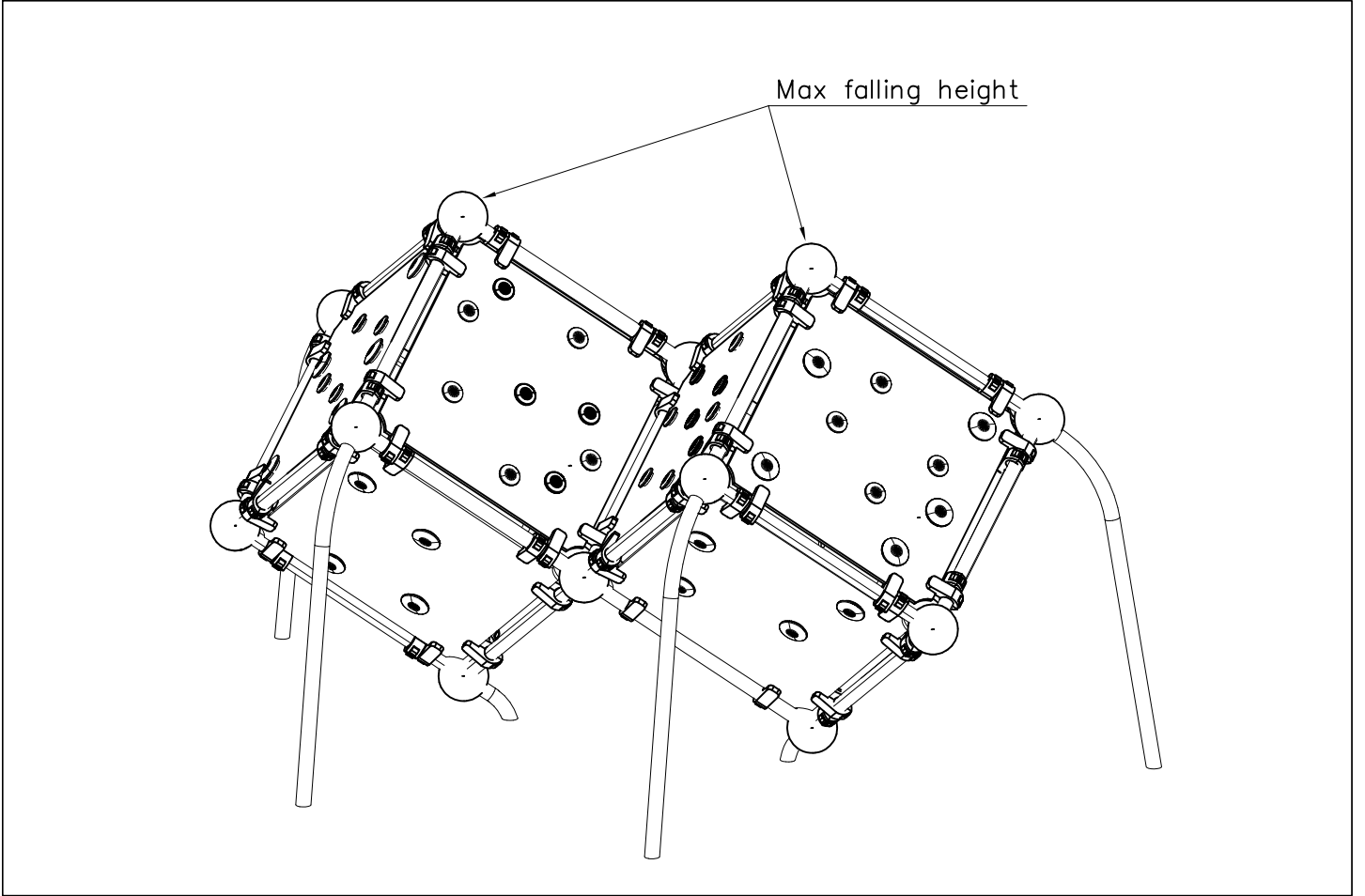


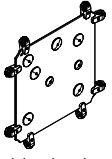
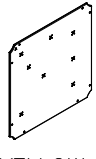
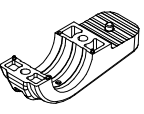

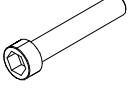
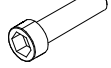


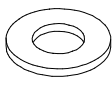




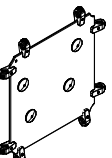
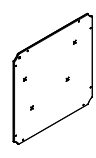
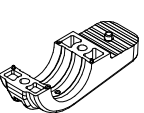

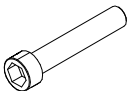
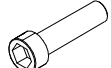


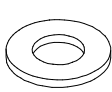


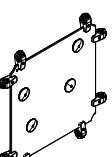
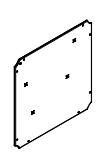
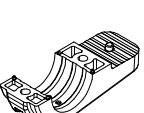

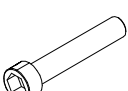
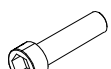


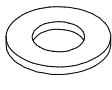


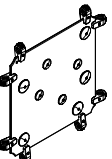

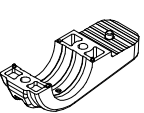

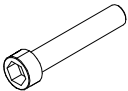
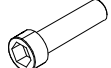


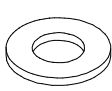





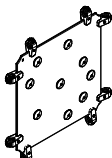
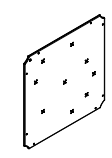
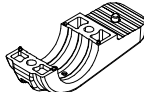

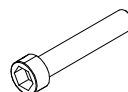
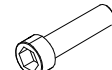


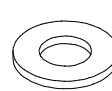



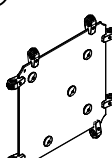
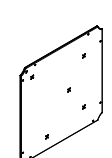
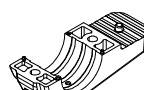

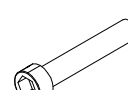



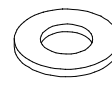


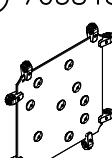
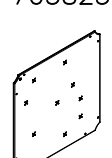
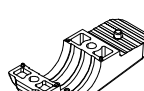

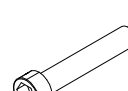



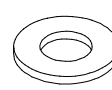



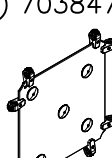
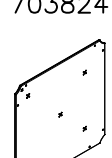
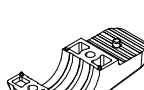

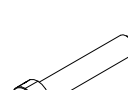



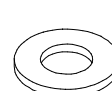




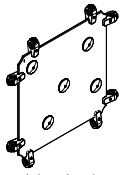

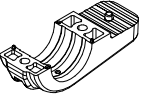

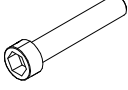
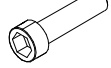





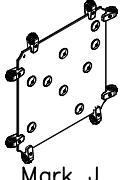
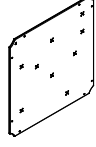
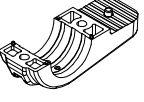

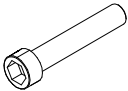
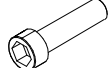






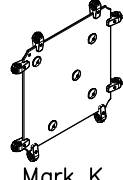

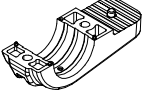

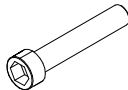
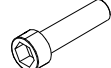





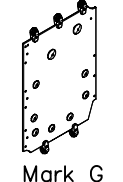
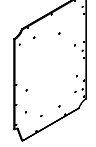
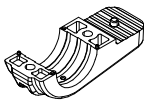

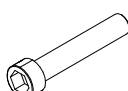














 Mark A	 YELLOW	 150x50x50	 M10	 M10x55	 M10x30	 Ø30
	 Ø45	 Ø20/10.5	 Ø6x20	 L GREEN	 XXL YELLOW	 XXL GREEN
 Mark B	 D. GRAY	 150x50x50	 M10	 M10x55	 M10x30	 Ø30
	 Ø45	 Ø20/10.5	 Ø6x20	 XXL YELLOW		
 Mark C	 D. GREY	 150x50x50	 M10	 M10x55	 M10x30	 Ø30
	 Ø45	 Ø20/10.5	 Ø6x20	 XXL YELLOW		
 Mark D	 YELLOW	 150x50x50	 M10	 M10x55	 M10x30	 Ø30
	 Ø45	 Ø20/10.5	 Ø6x20	 L BLUE	 XXL YELLOW	

 Mark E	PCS 703825  YELLOW	PCS 1	902124  150x50x50	PCS 16	980161  M10	PCS 25	902232  M10x55	PCS 17	902233  M10x30	PCS 8	905115  Ø30	PCS 9
	PCS 905090  Ø45	PCS 9	901302  Ø20/10.5	PCS 9	904336  Ø6x20	PCS 9	* 904297  L GREEN	PCS 4	* 904298  L BLUE	PCS 5		PCS
 Mark F	PCS 703822  YELLOW	PCS 1	902124  150x50x50	PCS 16	980161  M10	PCS 21	902232  M10x55	PCS 13	902233  M10x30	PCS 8	905115  Ø30	PCS 5
	PCS 905090  Ø45	PCS 5	901302  Ø20/10.5	PCS 5	904336  Ø6x20	PCS 5	* 904298  L BLUE	PCS 5		PCS		PCS
 Mark G	PCS 703823  YELLOW	PCS 1	902124  150x50x50	PCS 16	980161  M10	PCS 25	902232  M10x55	PCS 17	902233  M10x30	PCS 8	905115  Ø30	PCS 9
	PCS 905090  Ø45	PCS 9	901302  Ø20/10.5	PCS 9	904336  Ø6x20	PCS 9	* 904297  L GREEN	PCS 4	* 904298  L BLUE	PCS 5		PCS
 Mark H	PCS 703824  D. GREY	PCS 1	902124  150x50x50	PCS 16	980161  M10	PCS 21	902232  M10x55	PCS 13	902233  M10x30	PCS 8	905115  Ø30	PCS 5
	PCS 905090  Ø45	PCS 5	901302  Ø20/10.5	PCS 5	904336  Ø6x20	PCS 5	* 904301  XXL RED	PCS 5		PCS		PCS

 Mark I	PCS 703821  D. GRAY	PCS 1	PCS 902124  150x50x50	PCS 16	PCS 980161  M10	PCS 21	PCS 902232  M10x55	PCS 13	PCS 902233  M10x30	PCS 8	PCS 905115  Ø30	PCS 5
	PCS 905090  Ø45	PCS 5	PCS 901302  Ø20/10.5	PCS 5	PCS 904336  Ø6x20	PCS 5	PCS * 904301  XXL RED	PCS 5		PCS		PCS
 Mark J	PCS 703826  YELLOW	PCS 1	PCS 902124  150x50x50	PCS 16	PCS 980161  M10	PCS 25	PCS 902232  M10x55	PCS 17	PCS 902233  M10x30	PCS 8	PCS 905115  Ø30	PCS 9
	PCS 905090  Ø45	PCS 9	PCS 901302  Ø20/10.5	PCS 9	PCS 904336  Ø6x20	PCS 9	PCS * 904298  L BLUE	PCS 3	PCS * 904300  L RED	PCS 6		PCS
 Mark K	PCS 703827  YELLOW	PCS 1	PCS 902124  150x50x50	PCS 16	PCS 980161  M10	PCS 21	PCS 902232  M10x55	PCS 13	PCS 902233  M10x30	PCS 8	PCS 905115  Ø30	PCS 5
	PCS 905090  Ø45	PCS 5	PCS 901302  Ø20/10.5	PCS 5	PCS 904336  Ø6x20	PCS 5	PCS * 904298  L BLUE	PCS 5		PCS		PCS
 Mark G	PCS 703867  D. GRAY	PCS 1	PCS 902124  150x50x50	PCS 10	PCS 980161  M10	PCS 19	PCS 902232  M10x55	PCS 14	PCS 902233  M10x30	PCS 5	PCS 905115  Ø30	PCS 9
	PCS 905090  Ø45	PCS 9	PCS 901302  Ø20/10.5	PCS 9	PCS 904336  Ø6x20	PCS 9	PCS * 904298  L BLUE	PCS 4	PCS * 904300  L RED	PCS 3	PCS * 904301  XXL RED	PCS 2

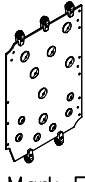

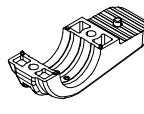

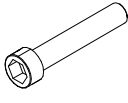
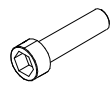
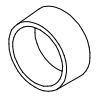

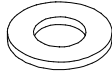





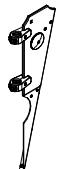

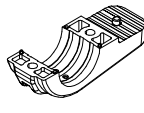

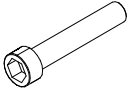
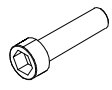
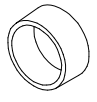
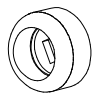
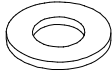



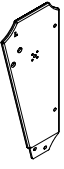
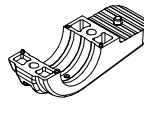

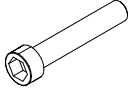
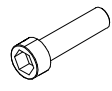
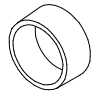
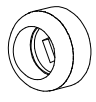
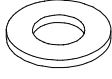


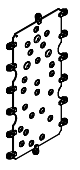

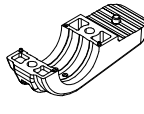

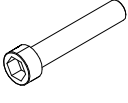
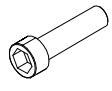
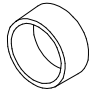
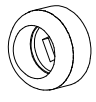
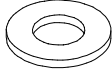

# LAPPSET®






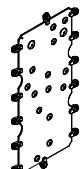

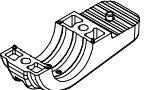

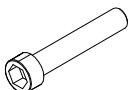
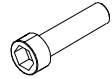







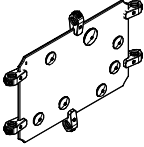
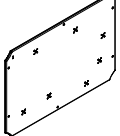
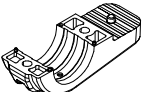

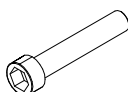
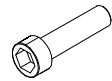


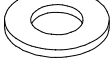





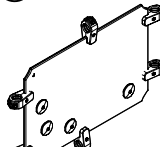
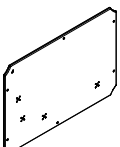
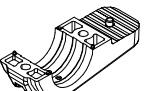

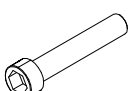
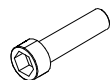






## WALL

# CLOXX

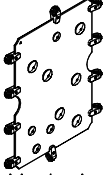

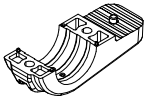

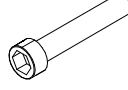
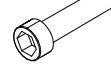

DATE: 11.11.2016



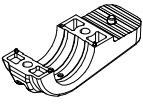

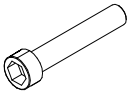
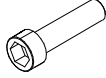


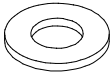



4(7)

○ 703869	PCS 703866	PCS 1	○ 902124	PCS 10	○ 980161	PCS 23	○ 902232	PCS 18	○ 902233	PCS 5	○ 905115	PCS 13
												
Mark F	YELLOW		150x50x50		M10		M10x55		M10x30		Ø30	
○ 905090	PCS 13	PCS 13	○ 904336	PCS 13	* 904298	PCS 4	* 904300	PCS 2	* 904301	PCS 3	* 904302	PCS 4
												
Ø45	Ø20/10.5	Ø6x20	L Blue	L RED	XXL RED	XXL YELLOW						
○ 703881	PCS 703880	PCS 1	○ 902124	PCS 4	○ 980161	PCS 5	○ 902232	PCS 3	○ 902233	PCS 2	○ 905115	PCS 1
												
Mark K	D. GRAY		150x50x50		M10		M10x55		M10x30		Ø30	
	PCS 905090	PCS 1	○ 901302	PCS 1	○ 904336	PCS 1	* 904301	PCS 1		PCS		PCS
												
	Ø45		Ø20/10.5		Ø6x20		XXL RED					
○ 703882	PCS 703879	PCS 1	○ 902124	PCS 4	○ 980161	PCS 5	○ 902232	PCS 3	○ 902233	PCS 2	○ 905115	PCS 1
												
Mark L	YELLOW		150x50x50		M10		M10x55		M10x30		Ø30	
	PCS 905090	PCS 1	○ 901302	PCS 1	○ 904336	PCS 1	* 904301	PCS 1		PCS		PCS
												
	Ø45		Ø20/10.5		Ø6x20		XXL RED					
○ 703883	PCS 703886	PCS 1	○ 902124	PCS 28	○ 980161	PCS 53	○ 902232	PCS 39	○ 902233	PCS 14	○ 905115	PCS 25
												
Mark B	D. GRAY		150x50x50		M10		M10x55		M10x30		Ø30	
	PCS 905090	PCS 25	○ 901302	PCS 25	○ 904336	PCS 25		PCS		PCS		PCS
												
	Ø45		Ø20/10.5		Ø6x20							

	PCS 904297  L GREEN	PCS * 904299  L YELLOW	PCS * 904300  L RED	PCS * 904301  XXL RED	PCS * 904302  XXL YELLOW						
703884  Mark H	PCS 703885  YELLOW	PCS 902124  150x50x50	PCS 980161  M10	PCS 902232  M10x55	PCS 902233  M10x30	PCS 905115  Ø30					
	PCS 905090  Ø45	PCS 901302  Ø20/10.5	PCS 904336  Ø6x20	PCS * 904298  L Blue	PCS * 904300  L RED	PCS * 904301  XXL RED					
703887  Mark I	PCS 703889  D. GRAY	PCS 902124  150x50x50	PCS 980161  M10	PCS 902232  M10x55	PCS 902233  M10x30	PCS 905115  Ø30					
	PCS 905090  Ø45	PCS 901302  Ø20/10.5	PCS 904336  Ø6x20								
	PCS 904298  L BLUE	PCS * 904299  L YELLOW	PCS * 904300  L RED	PCS * 904302  XXL YELLOW							
703888  Mark J	PCS 703890  YELLOW	PCS 902124  150x50x50	PCS 980161  M10	PCS 902232  M10x55	PCS 902233  M10x30	PCS 905115  Ø30					
	PCS 905090  Ø45	PCS 901302  Ø20/10.5	PCS 904336  Ø6x20	PCS * 904298  L BLUE	PCS * 904300  L RED						



 Mark A	 YELLOW	 150x50x50	 M10	 M10x55	 M10x30	 Ø30
703894	703892	902124	980161	902232	902233	905115
PCS	PCS	PCS	PCS	PCS	PCS	PCS
1	1	20	30	20	10	10
10	10	10	2	2	2	4
Ø45	Ø20/10.5	Ø6x20	L YELLOW	L RED	XXL RED	XXL YELLOW
905090	901302	904336	904299	904300	904301	904302
703900	703895	902124	980161	902232	902233	905115
PCS	PCS	PCS	PCS	PCS	PCS	PCS
1	1	8	21	17	4	13
13	13	13	4	2	3	4
Ø45	Ø20/10.5	Ø6x20	L Blue	L RED	XXL RED	XXL YELLOW
905090	901302	904336	904298	904300	904301	904302
704204	704200	902124	980161	902232	902233	905115
PCS	PCS	PCS	PCS	PCS	PCS	PCS
1	1	28	43	29	14	15
15	15	15	15	11	3	1
Ø45	Ø20/10.5	Ø6x20	L Blue	L RED	XXL RED	
905090	901302	904336	904298	904300	904301	904302
704205	704195	902124	980161	902232	902233	905115
PCS	PCS	PCS	PCS	PCS	PCS	PCS
1	1	20	30	20	10	10
10	10	10	10	2	2	6
Ø45	Ø20/10.5	Ø6x20	L RED	XXL RED	XXL YELLOW	
905090	901302	904336	904300	904301	904302	

 704206 Mark D	 704196 YELLOW	 902124 150x50x50	 980161 M10	 902232 M10x55	 902233 M10x30	 905115 Ø30
	 905090 Ø45	 901302 Ø20/10.5	 904336 Ø6x20	 * 904300 L RED	 * 904301 XXL RED	

**HUOM!**

Otepalan asennus, säätö tai paikan vaihto.

Säätömahdollisuus (90°,180°,270°).

Jos asennetun otepalan suuntaa- tai paikkaa halutaan muuttaa.

Irrota otepalan kiinnityspultti ja otepala, käännä tai vaihda.

Siirrä tarvittaessa tappi oikeaan upotusreikään. Asenna avatut osat paikoilleen ja lopuksi kiinnitä muovitulppa Ø30 paikoilleen kaikkiin otekokoonpanoihin.

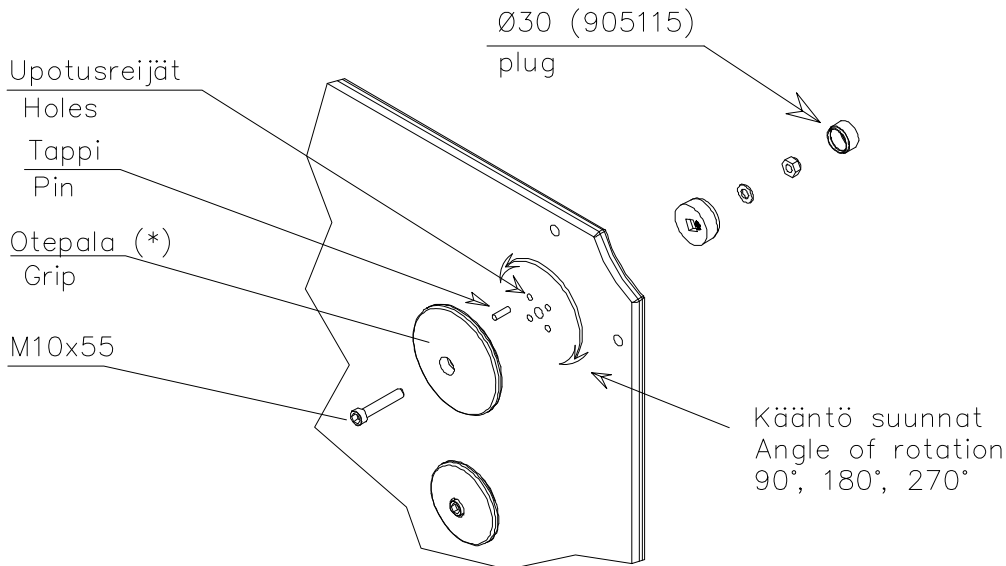
**NOTE:**

Grip positions and angles are adjustable (90°,180°270°).

Grip can be repositioned by removing the fastening bolt and pulling the grip off.

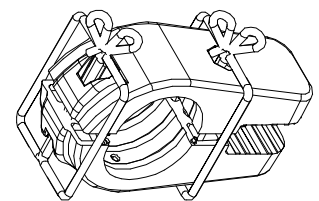
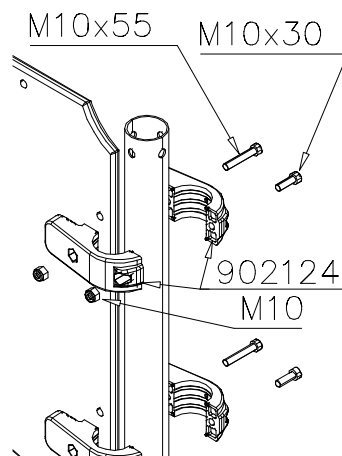
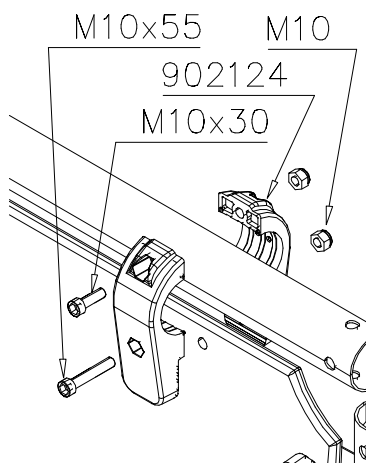
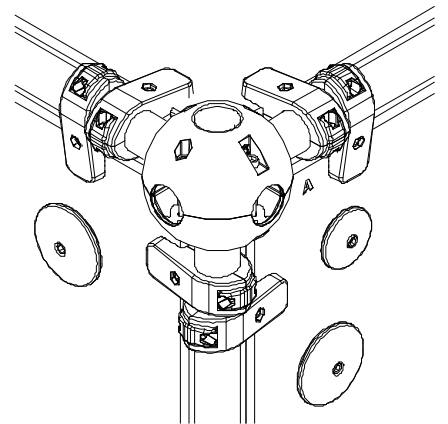
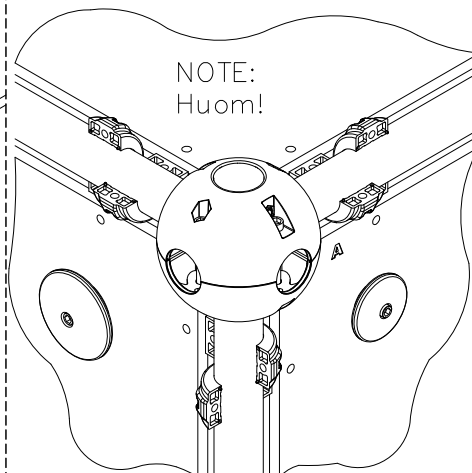
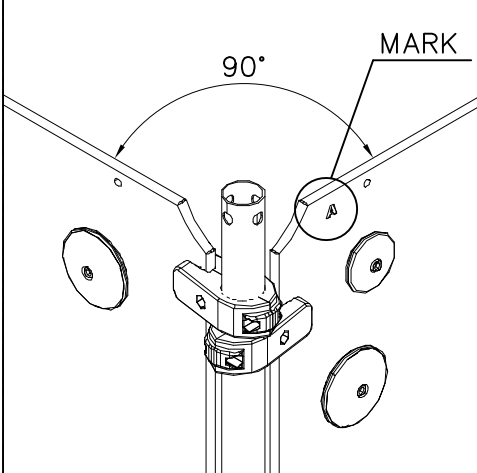
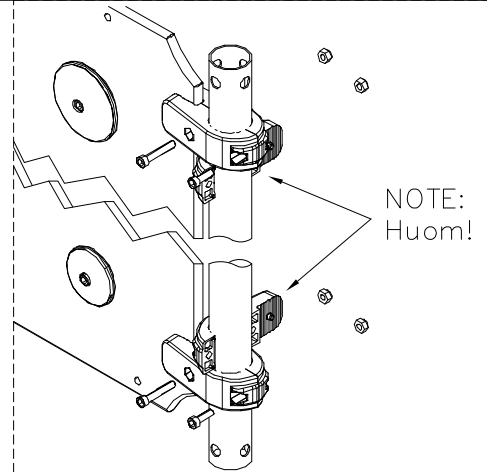
Securing pin can be repositioned when angle is changed.

After the parts are reassembled. Finish the assembly by fastening the cover plugs (Ø30).



NOTE:  
When two or more plates are assembled directly next to each other, the connectors of ALL the adjacent plates need to be placed between the first plate and the tube while fixing the first wall plate. The connectors cannot be fitted through the gap between tube and completely fixed wall plate.

Huom:  
Kun yksi tai useampi levy asennetaan vierekkäin, tulee kaikkien vierekkäisten levyjen kiinnikkeet asettaa valmiiksi putken ja ensimmäisen levyn väliin. Kiinnityskappaleita ei voi pujottaa putken ja kiinnitetyn levyn välistä jälkeenpäin.



NOTE:  
Use a wire marked pairs of the same junction.

Huom!  
Käytä langalla merkittyä paria samassa liitoksessa.

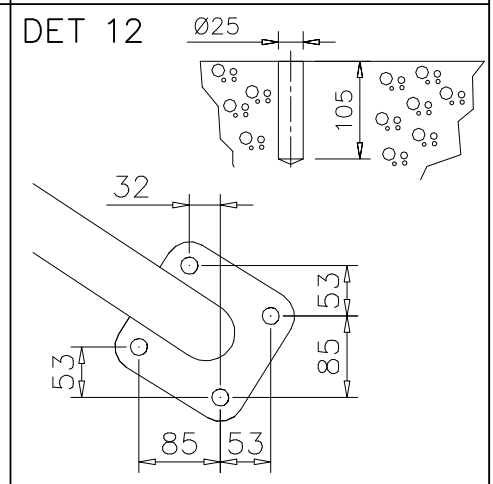
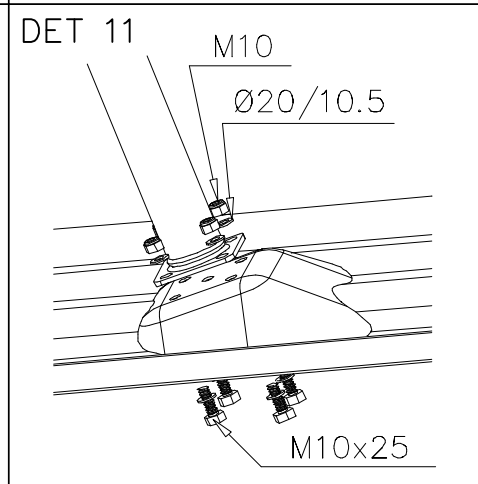
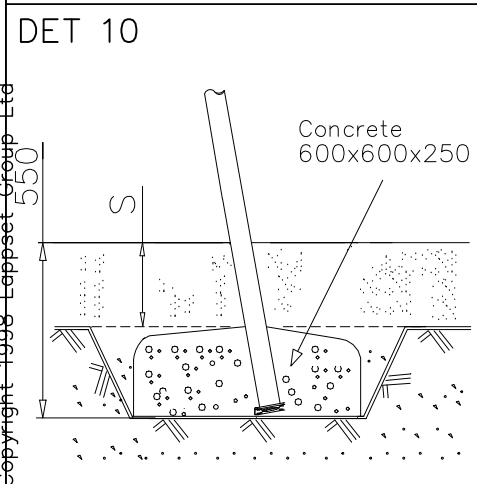

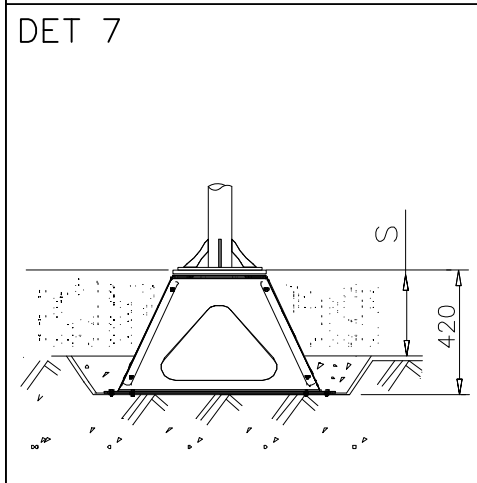

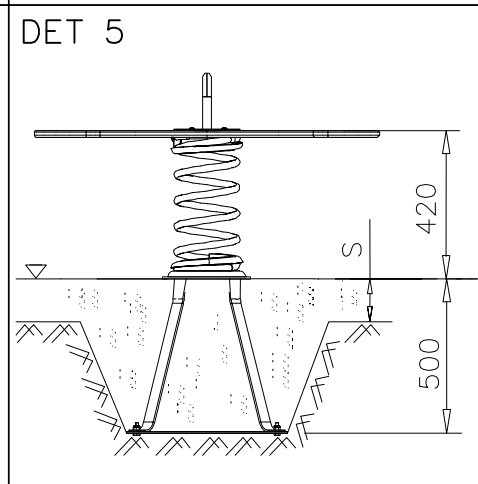
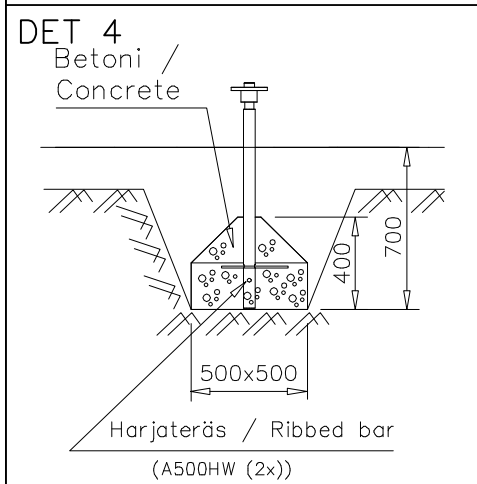
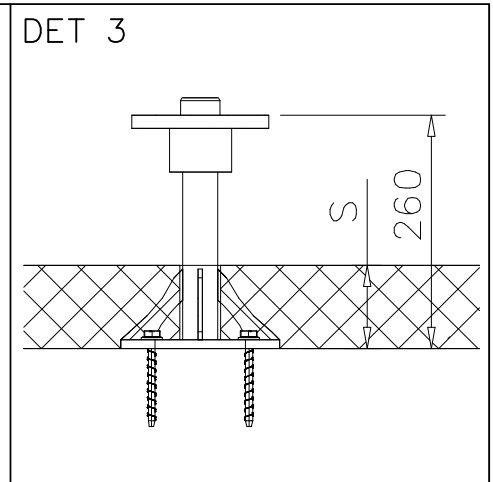
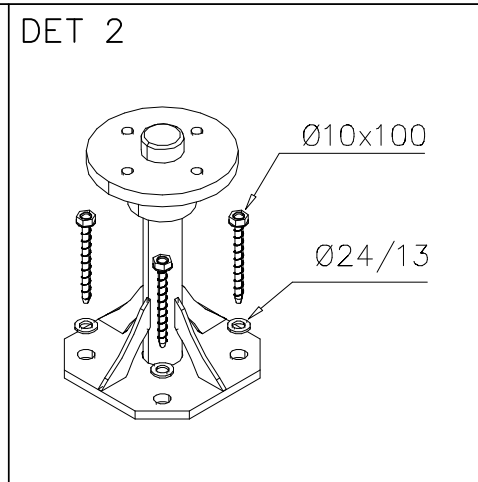
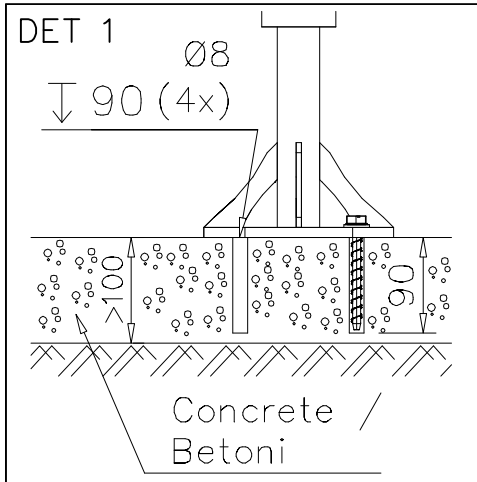
												
<p><b><math>h &lt; 600</math></b></p> <p>Without movement and therefore without Impact Area</p>	<p>Totally hard surfaces.</p> <p>Note. Lappset does <u>not recommend</u> totally hard surfaces at all.</p>	<p>E.g. concrete or asphalt</p> 										
<p><b><math>h &lt; 600</math></b></p> <p>With movement e.g. rocking</p>	<p>Materials with very limited impact attenuating properties.</p>	<p>E.g. wood</p> 										
<p><b><math>h &lt; 1000</math></b></p>	<p>Materials with significant impact attenuating properties.</p>	<p>fine gravel 0–8 mm</p>  <p>grass</p>  <p>unsorted sand</p> 										
<p><b><math>h &lt; 3000</math></b></p>	<p>Loose fill material</p> <p>E.g. sand/gravel 0,25...8 mm D60/D10&lt;3,0 Woodchips 5...30 mm bark 20...80 mm</p>	 <table data-bbox="1021 1691 1332 1792"> <tr> <td><math>\underline{S}</math></td> <td><math>\underline{h}</math></td> </tr> <tr> <td>30 cm</td> <td>&lt; 2,0 m</td> </tr> <tr> <td>40 cm</td> <td>&lt; 3,0 m</td> </tr> </table>	$\underline{S}$	$\underline{h}$	30 cm	< 2,0 m	40 cm	< 3,0 m				
$\underline{S}$	$\underline{h}$											
30 cm	< 2,0 m											
40 cm	< 3,0 m											
	<p>Syntethic granulates</p> <table data-bbox="406 1892 758 2060"> <tr> <td><math>\underline{S}</math></td> <td><math>\underline{h}</math></td> </tr> <tr> <td>40 mm</td> <td>~&gt; 1,2...1,3 m</td> </tr> <tr> <td>50 mm</td> <td>~&gt; 1,5...1,7 m</td> </tr> <tr> <td>60 mm</td> <td>~&gt; 1,8...2,0 m</td> </tr> <tr> <td>70 mm</td> <td>~&gt; 2,1...2,5 m</td> </tr> </table> <p>Note. For accurate values, see manufacturer's instructions.</p>	$\underline{S}$	$\underline{h}$	40 mm	~> 1,2...1,3 m	50 mm	~> 1,5...1,7 m	60 mm	~> 1,8...2,0 m	70 mm	~> 2,1...2,5 m	
$\underline{S}$	$\underline{h}$											
40 mm	~> 1,2...1,3 m											
50 mm	~> 1,5...1,7 m											
60 mm	~> 1,8...2,0 m											
70 mm	~> 2,1...2,5 m											

REMOVE SAFETY SURFACE/SAND/GRAVEL  
TO CHECK FOUNDATION




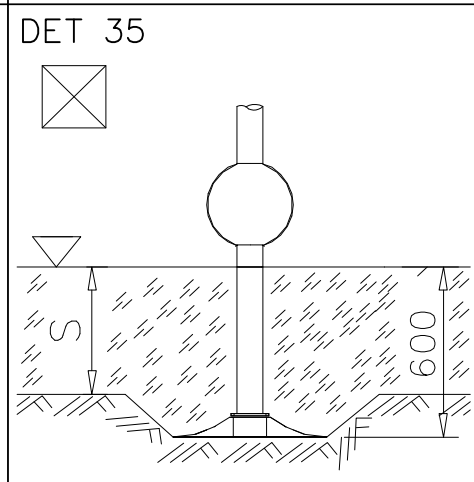
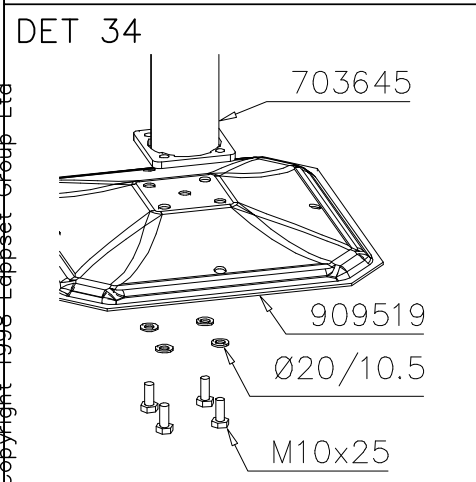
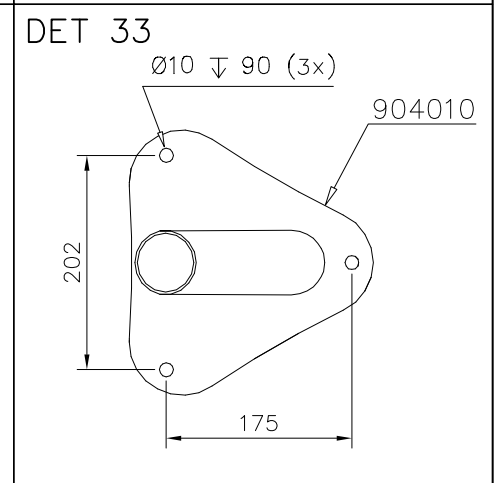
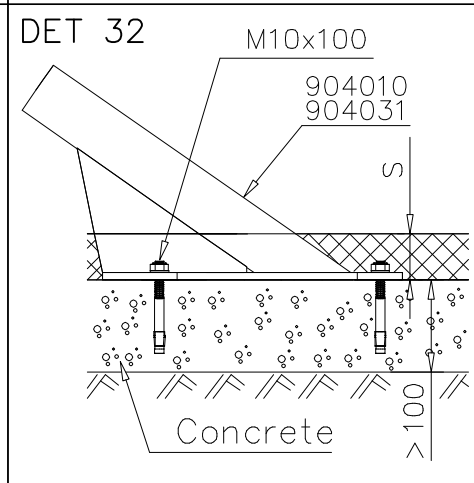
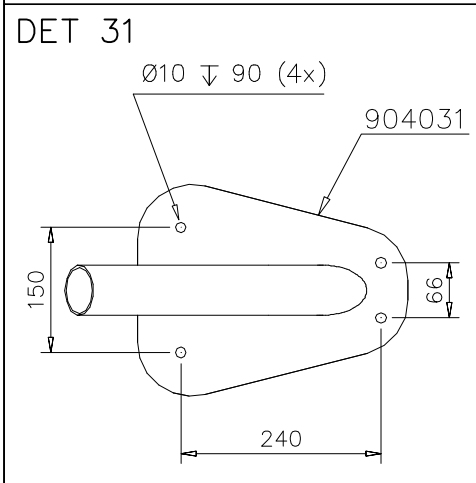
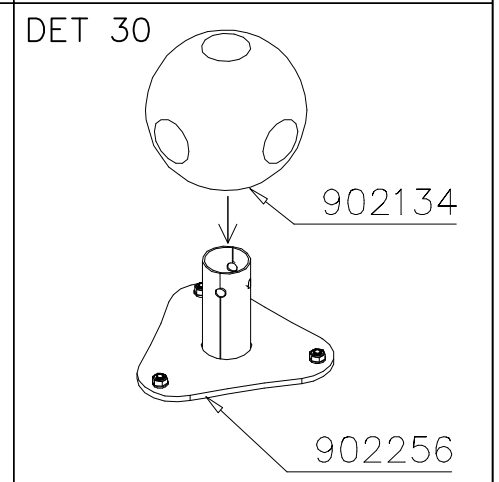
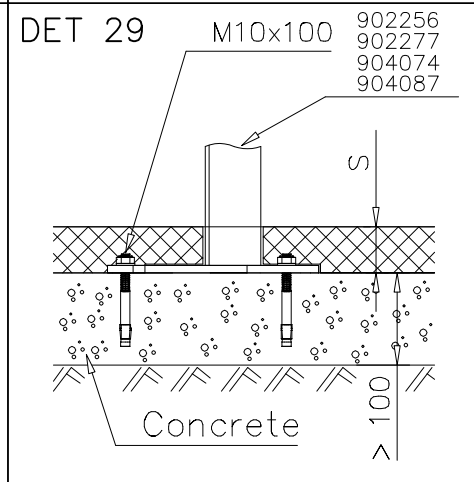
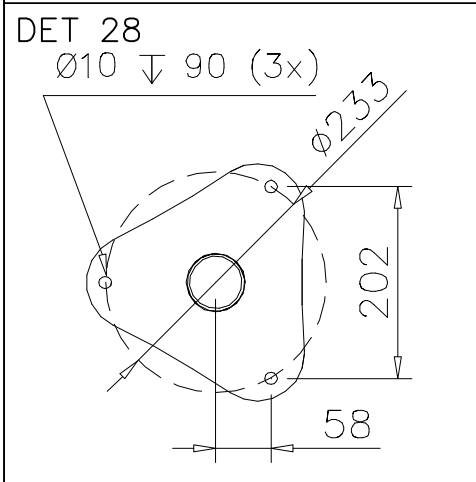
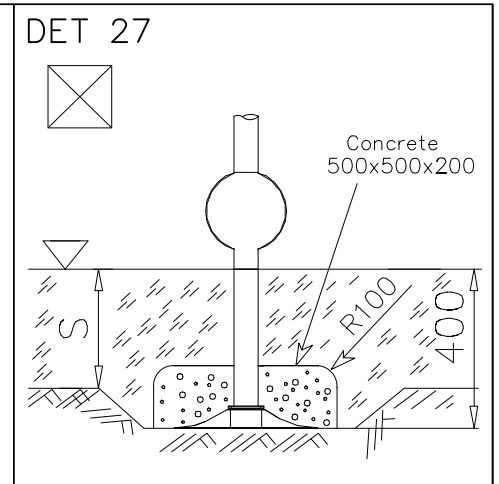
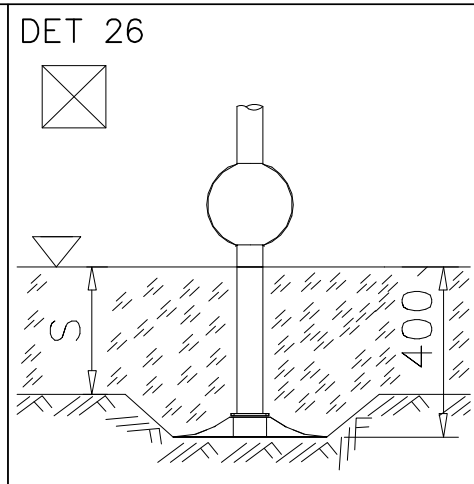
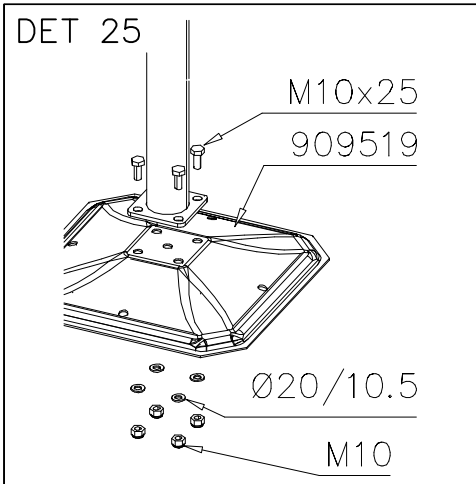
REMOVE SAFETY SURFACE/SAND/GRAVEL  
TO CHECK FOUNDATION

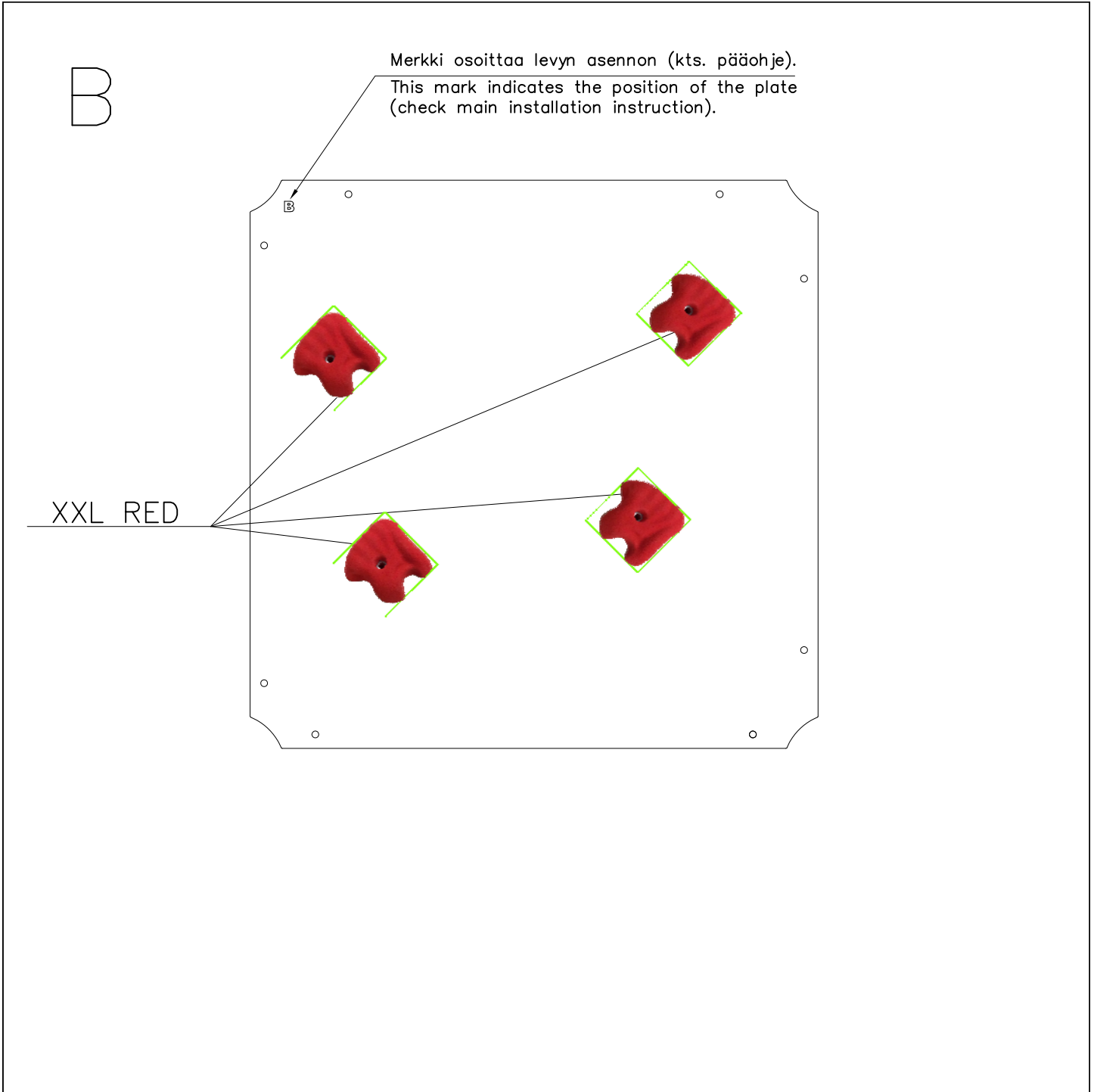


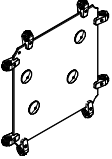

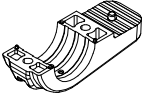

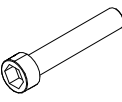
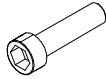


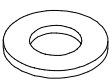




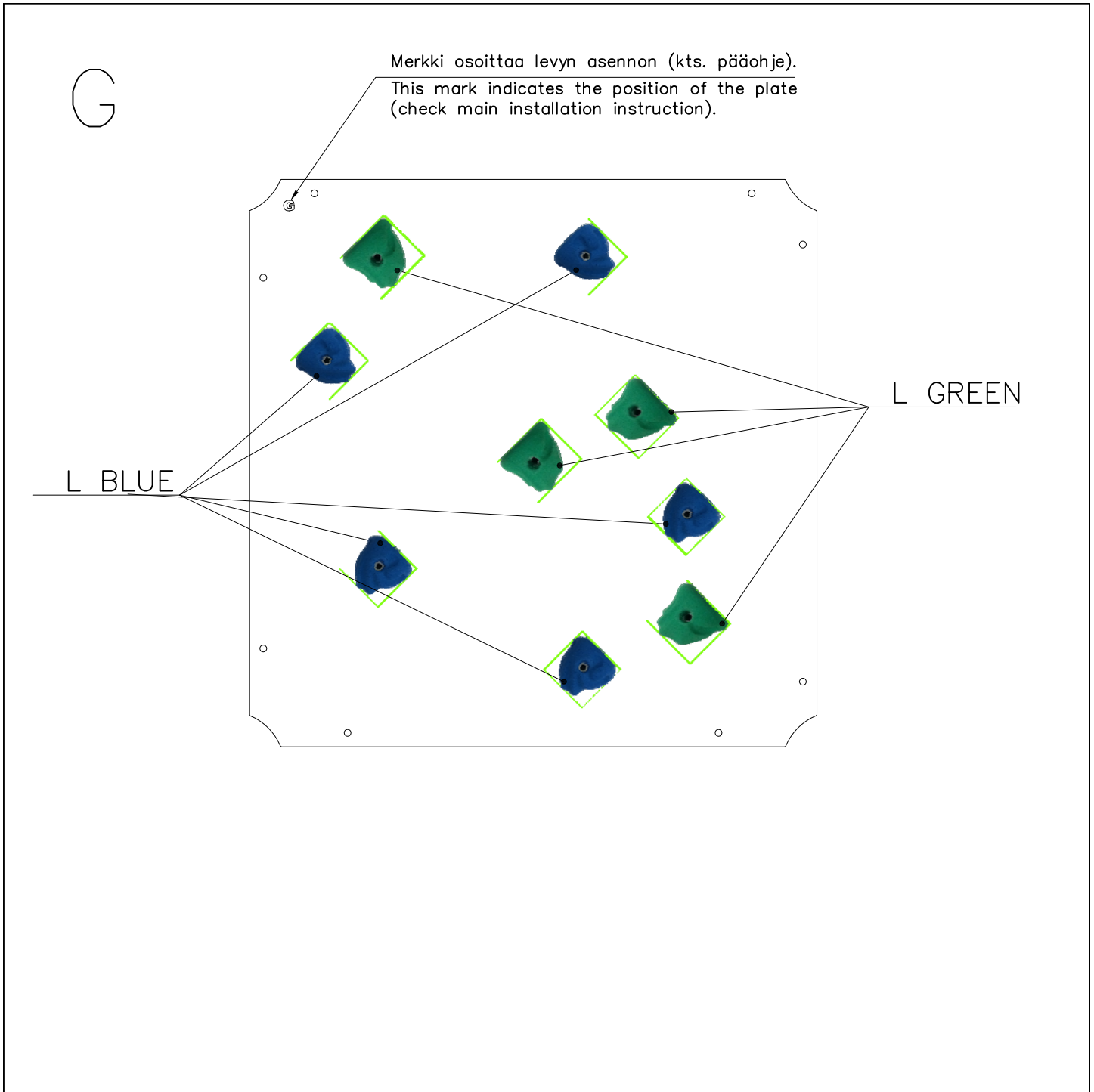
<p>DET 13</p> <p>140 Nm</p> <p>M16x110 Ø30/17x3</p>	<p>DET 14</p>	<p>DET 15</p>
<p>DET 16</p> <p>M12x60 Ø24/13 M12</p>	<p>DET 17</p> <p>M12x35 Ø24/13 M12</p>	<p>DET 18</p> <p>Concrete 500x500x200</p> <p>600</p> <p>Harjateräs / Ribbed bar (A500HW (2x))</p>
<p>DET 19</p> <p>ATT! Drilling can be done via hole in rotating flange.</p> <p>Ø8 80 (4x)</p> <p>Concrete / Betoni</p> <p>&gt;100</p>	<p>DET 20</p> <p>Ø10x100 Ø24/13</p>	<p>DET 21</p> <p>110</p> <p>S</p>
<p>DET 22</p> <p>M10 Ø20/10.5 M10x40</p>	<p>DET 23</p> <p>Ø10 90 (4x)</p> <p>&gt;100</p> <p>S</p> <p>Betoni / Concrete Safety surface</p>	<p>DET 24</p> <p>M10 M10x100</p>



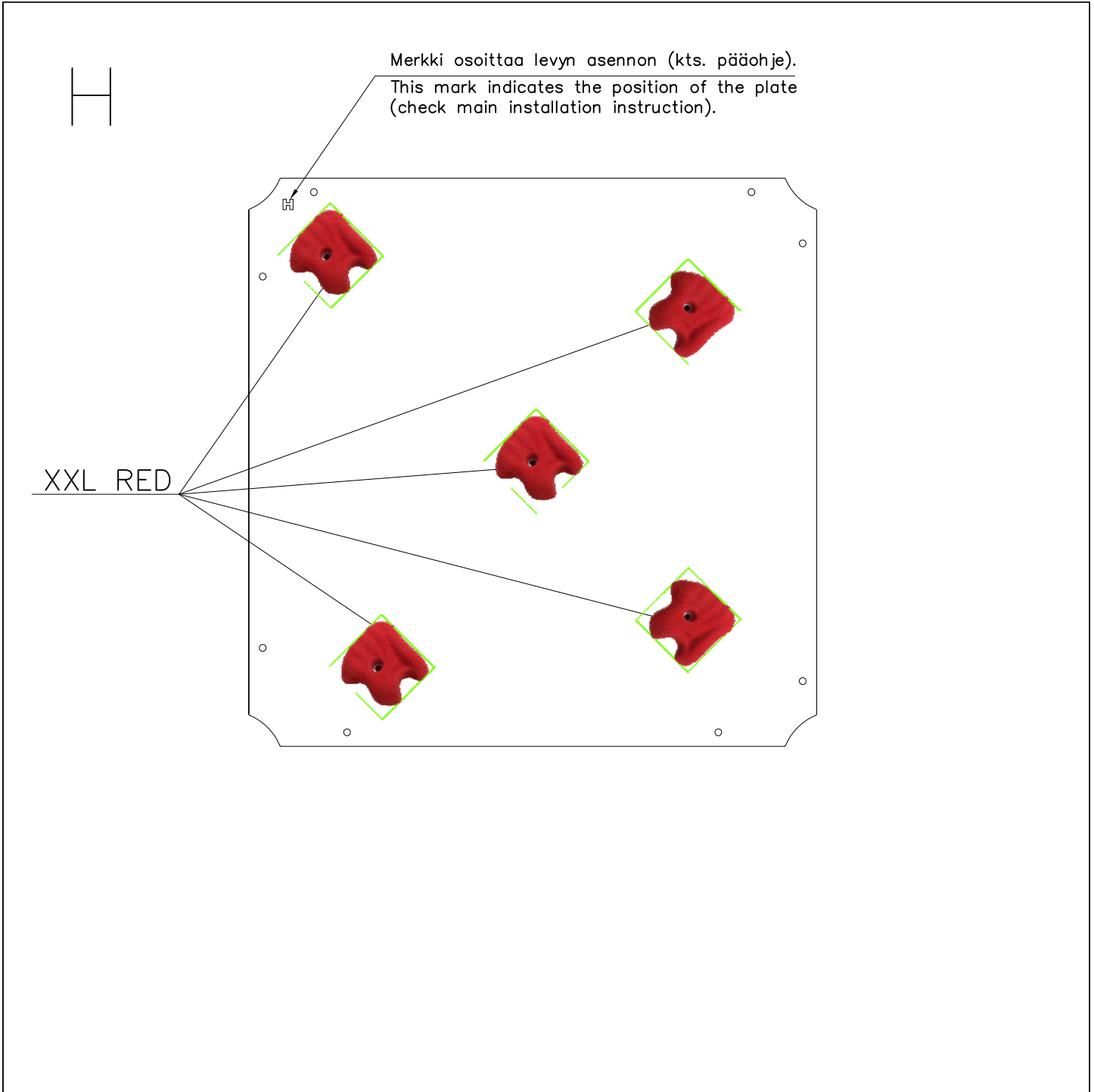


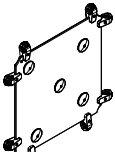
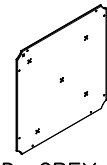
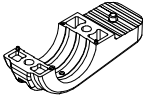

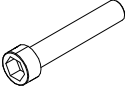
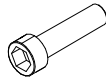


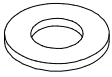

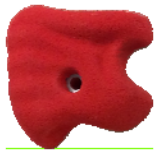


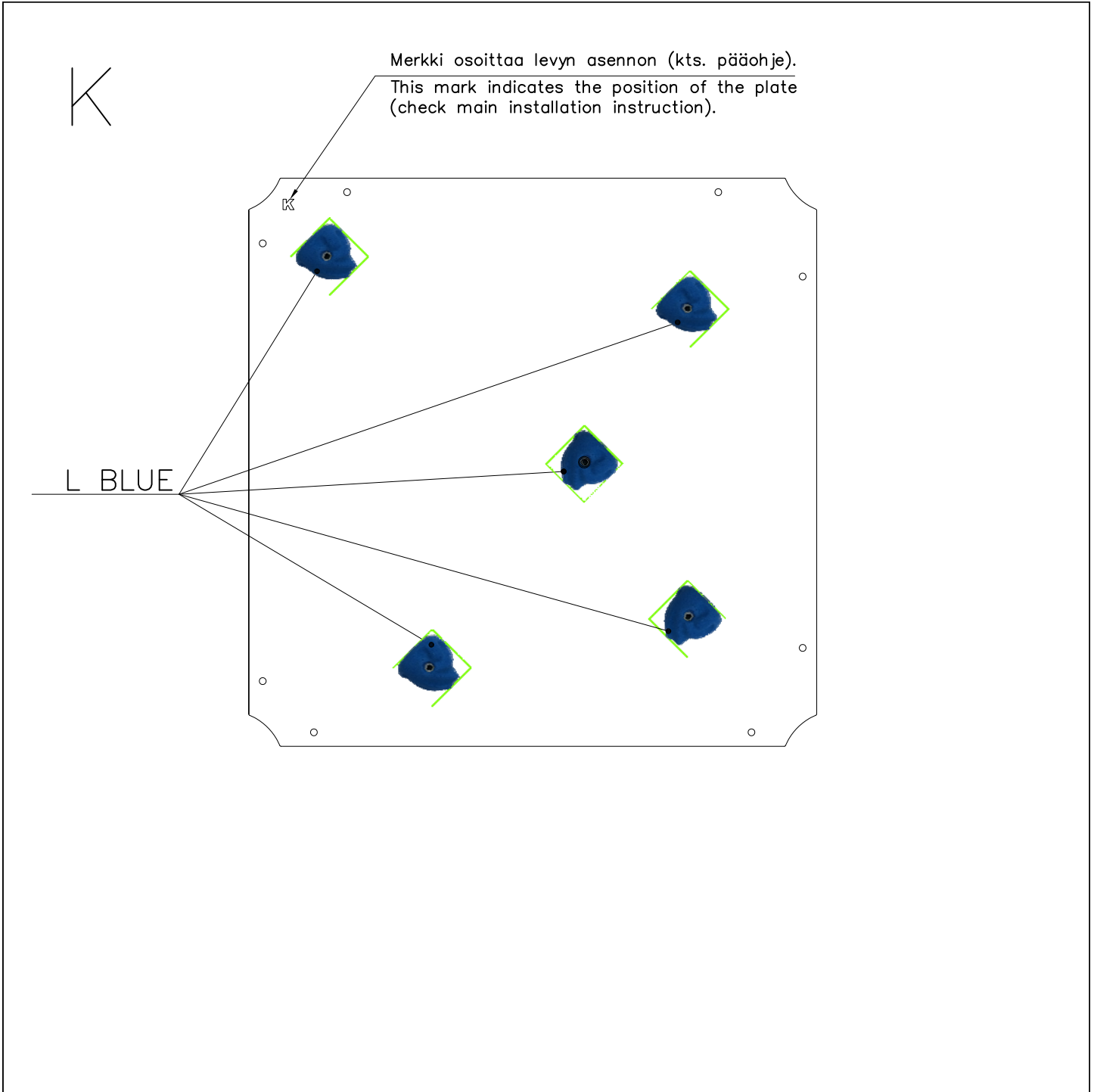
○ 703841	PCS ○ 703818	PCS ○ 902124	PCS ○ 980161	PCS ○ 902232	PCS ○ 902233	PCS ○ 905115
						
Mark B	D. GRAY	150x50x50	M10	M10x55	M10x30	Ø30
	PCS ○ 905090	PCS ○ 901302	PCS ○ 904336	PCS * ○ 904301		
						
	Ø45	Ø20/10.5	Ø6x20	XXL RED		



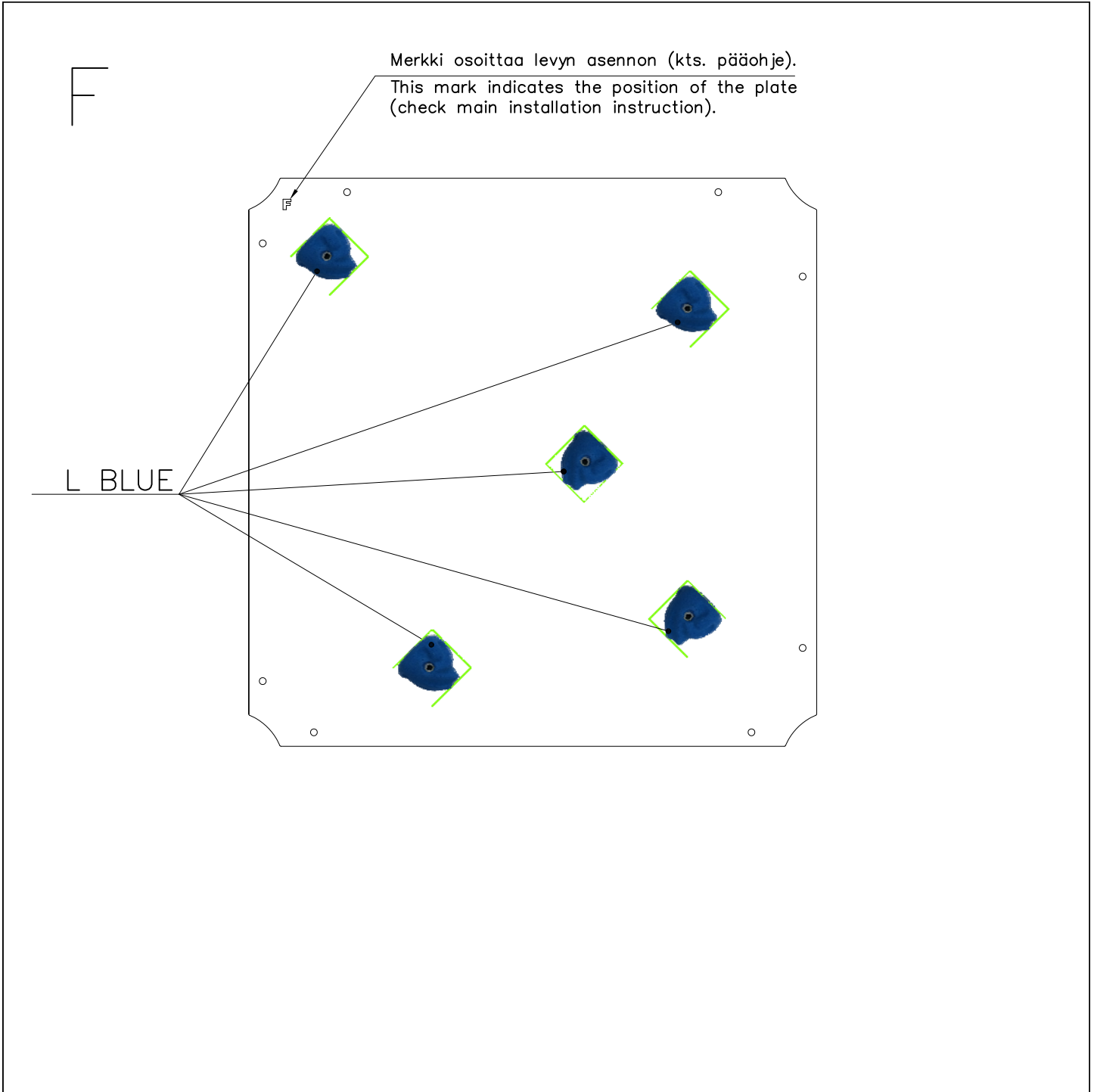
○ 703846	PCS 703823	PCS 902124	PCS 980161	PCS 902232	PCS 902233	PCS 905115
Mark G	YELLOW	150x50x50	M10	M10x55	M10x30	Ø30
	PCS 905090	PCS 901302	PCS 904336	PCS * 904297	PCS * 904298	
	Ø45	Ø20/10.5	Ø6x20	L GREEN	L BLUE	

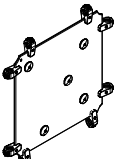
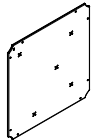
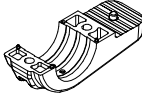

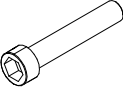
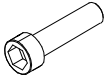







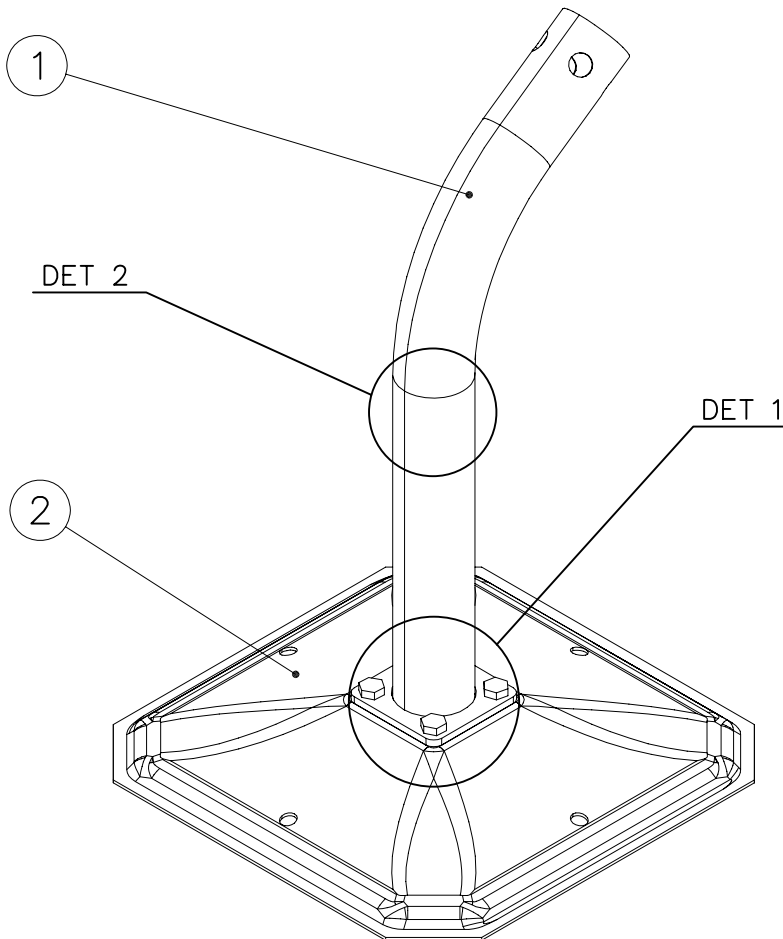
○ 703847	PCS ○ 703824	PCS ○ 902124	PCS ○ 980161	PCS ○ 902232	PCS ○ 902233	PCS ○ 905115
						
Mark H	D. GREY	150x50x50	M10	M10x55	M10x30	Ø30
○ 905090	PCS ○ 901302	PCS ○ 904336	PCS * 904301			
						
Ø45	Ø20/10.5	Ø6x20	XXL RED			



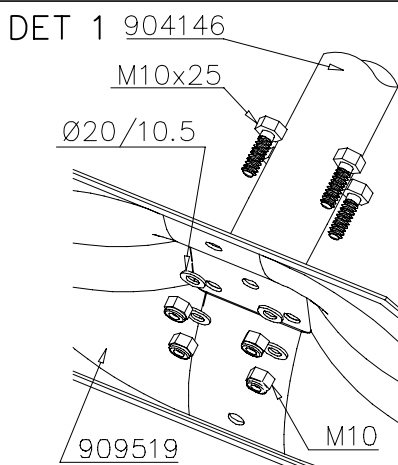
○ 703850	PCS 703827	PCS 902124	PCS 980161	PCS 902232	PCS 902233	PCS 905115
Mark K	YELLOW	150x50x50	M10	M10x55	M10x30	Ø30
PCS 905090	PCS 901302	PCS 904336	PCS * 904298	PCS	PCS	PCS
Ø45	Ø20/10.5	Ø6x20	L BLUE			



○ 703845	PCS ○ 703822	PCS ○ 902124	PCS ○ 980161	PCS ○ 902232	PCS ○ 902233	PCS ○ 905115
						
Mark F	YELLOW	150x50x50	M10	M10x55	M10x30	Ø30
	PCS ○ 905090	PCS ○ 901302	PCS ○ 904336	PCS * ○ 904298		
						
	Ø45	Ø20/10.5	Ø6x20	L BLUE		



① 904146	PCS	② 909519	PCS
	1		1
③ 909637	PCS	④ 909638	PCS
	4		4
M10		Ø20/10.5	
⑤ 909639	PCS		PCS
	4		
M10x25			
	PCS		PCS
	PCS		PCS
	PCS		PCS



DET 2

DET 3



**Tuotekyltti tulee tuotteen mukana yhdellä seuraavista tavoista:**

**1) Metallinen tuotekyltti ja kiinnitysruuvit**

- Kiinnitä tuotekyltti ruuveilla tolppaan noin 2 metrin korkeuteen kuvan 1 mukaisesti.

**2) Tuotekylttitarra**

- Puhdista maalattu metalli- tai vaneripinta pölystä ja kosteudesta. Liimaa tarra kuvan 2 mukaisesti.
- Huom. Älä kiinnitä tarraa karheapintaiseen laminaattiin tai maalattuun puuhun.

**Vår produktmärkning levereras på ett av följande sätt:**

**1) Produktskylt i metall**

- Fäst skylten med de medföljande skruvarna

**2) Självhäftande produktetikett**

- Rengör den pulverlackerade metallytan eller laminatyten så att den blir fri från smuts och fukt. Fäst etiketten enligt fig. 2.
- Obs! Fäst ej etiketten på detaljer med skrovlig yta eller på målat trä.

**Product label is delivered by one of following ways:**

**1) Metal product label and screws**

- Fasten the label with screws.

**2) Label sticker**

- Clean the painted metal or plywood surface from dirt and moisture. Fasten the sticker as shown in the figure 2.
- Note. Do not attach the sticker to rough surfaced laminate or painted wood.

**La plaque d'informations produit est livrée sous l'une de ces 3 formes :**

**1) Plaque métallique et vis**

- Fixez la plaque à l'aide des vis.

**2) Etiquette autocollante**

- Avant de coller l'étiquette, nettoyez le composant métallique peint ou la plaque de contreplaqué, de toute saleté. La surface doit être sèche (voir image 2).
- Attention, ne pas coller l'étiquette sur une surface lamellé-collée irrégulière ou sur du bois peint.

**Die Auslieferung des Produktaufklebers erfolgt auf eine dieser Arten:**

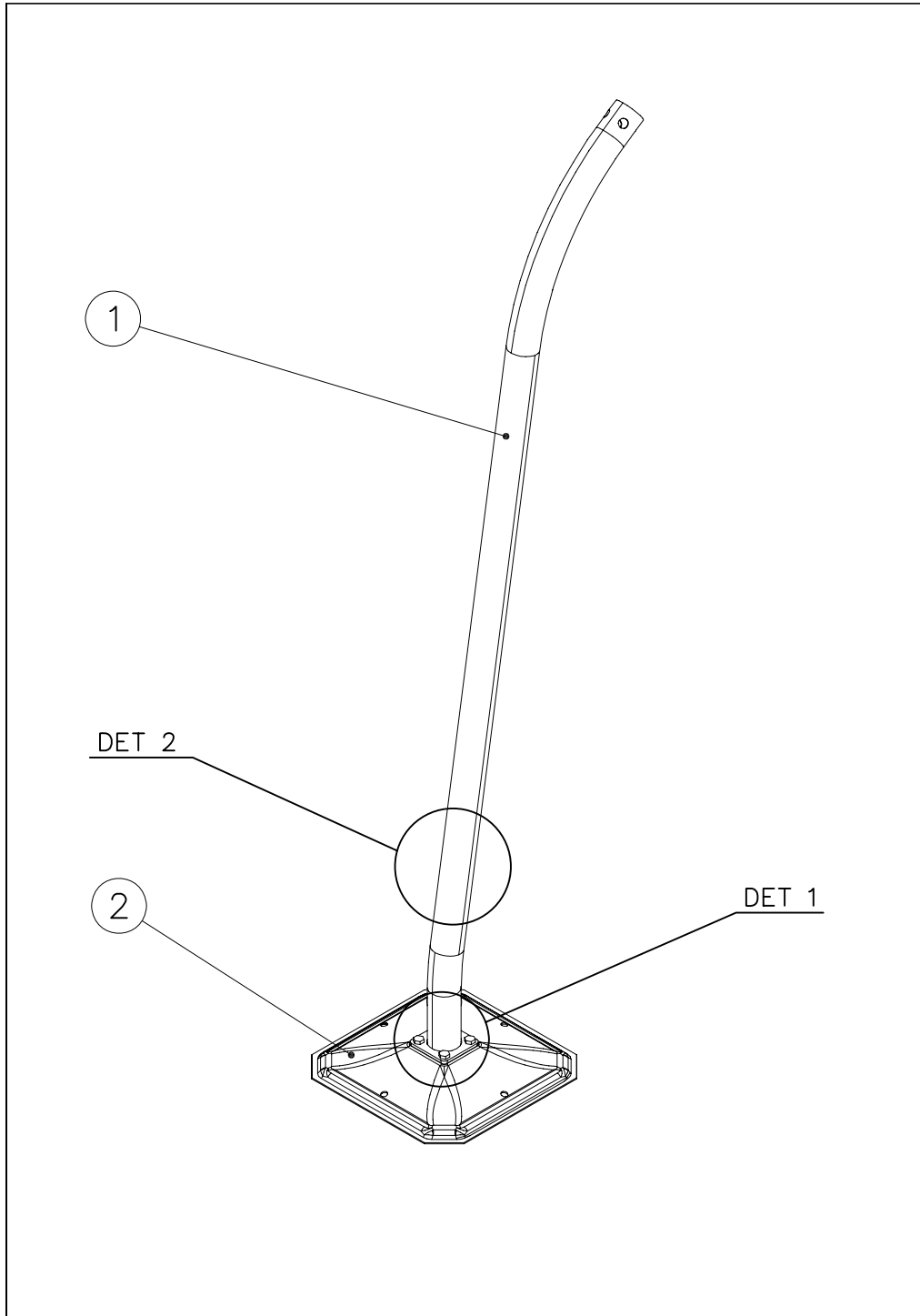
**1) Produkt-Schild aus Metall incl. Schrauben**


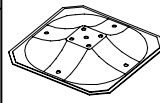



- Die Befestigung des Schildes erfolgt mittels der Schrauben.

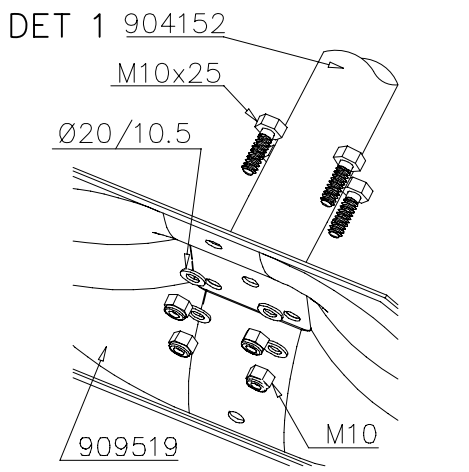
**2) Aufkleber**

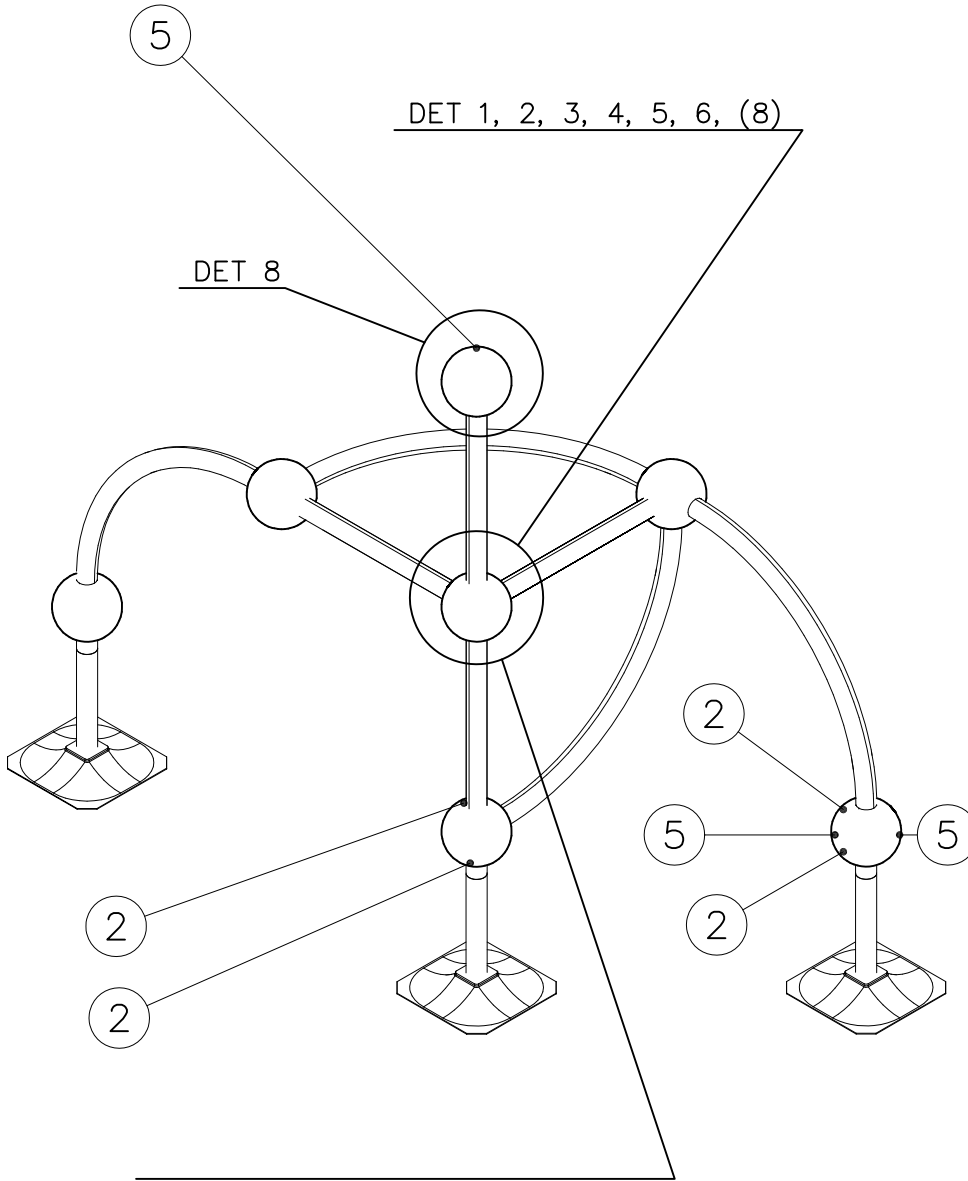
- Entfernen Sie zunächst Schmutz und Feuchtigkeit vom lackierten Metall bzw. von der Holzoberfläche und bringen Sie den Aufkleber wie im Bild oben rechts beschrieben auf den gesäuberten Untergrund auf.
- Beachten Sie: Bringen Sie den Aufkleber nicht auf raues laminiertes oder lackiertes Holz an.



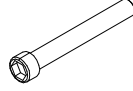

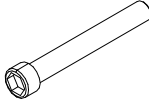



① 904152	PCS	② 909519	PCS
	1		1
③ 909637	PCS	④ 909638	PCS
	4		4
M10		Ø20/10.5	
⑤ 909639	PCS		PCS
	4		
M10x25			
	PCS		PCS
	PCS		PCS
	PCS		PCS

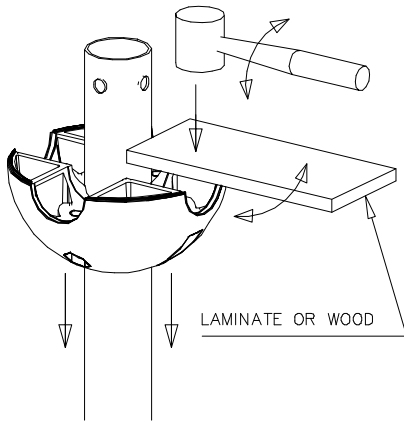




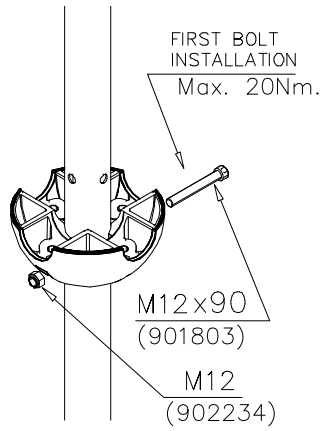
DO NOT TIGHTEN THE  
JOINTS UNTIL THE  
STRUCTURE IS COMPLETE.

① 901803	PCS	② 901994	PCS
	2		2
M12x90		Ø190	
③ 902096	PCS	④ 902234	PCS
	4		6
M12x120		M12	
	PCS		PCS
	PCS		PCS
	PCS		PCS
	PCS		PCS
	PCS		PCS
	PCS		PCS

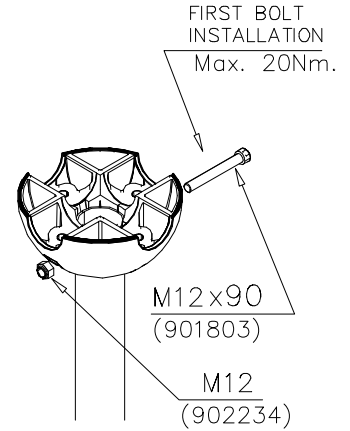
DET 1



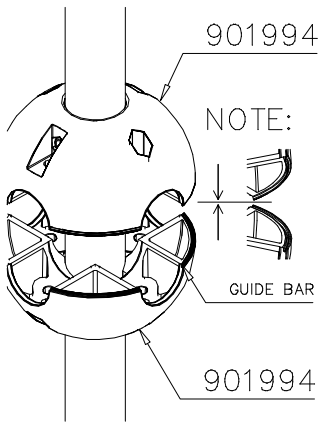
DET 2



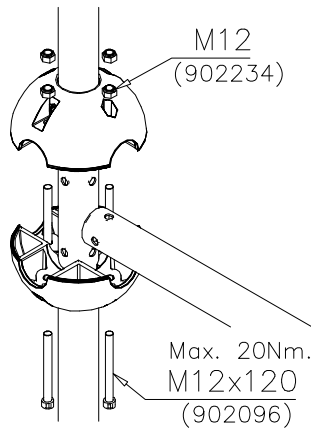
DET 3



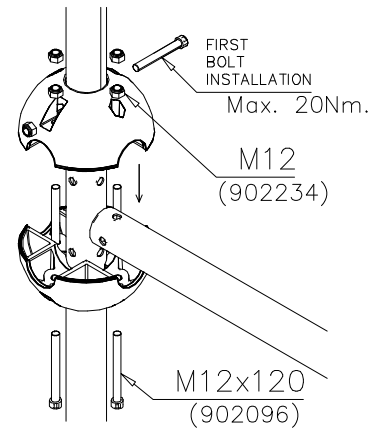
DET 4



DET 5

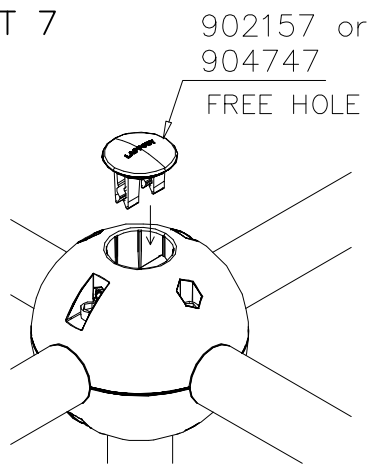


DET 6



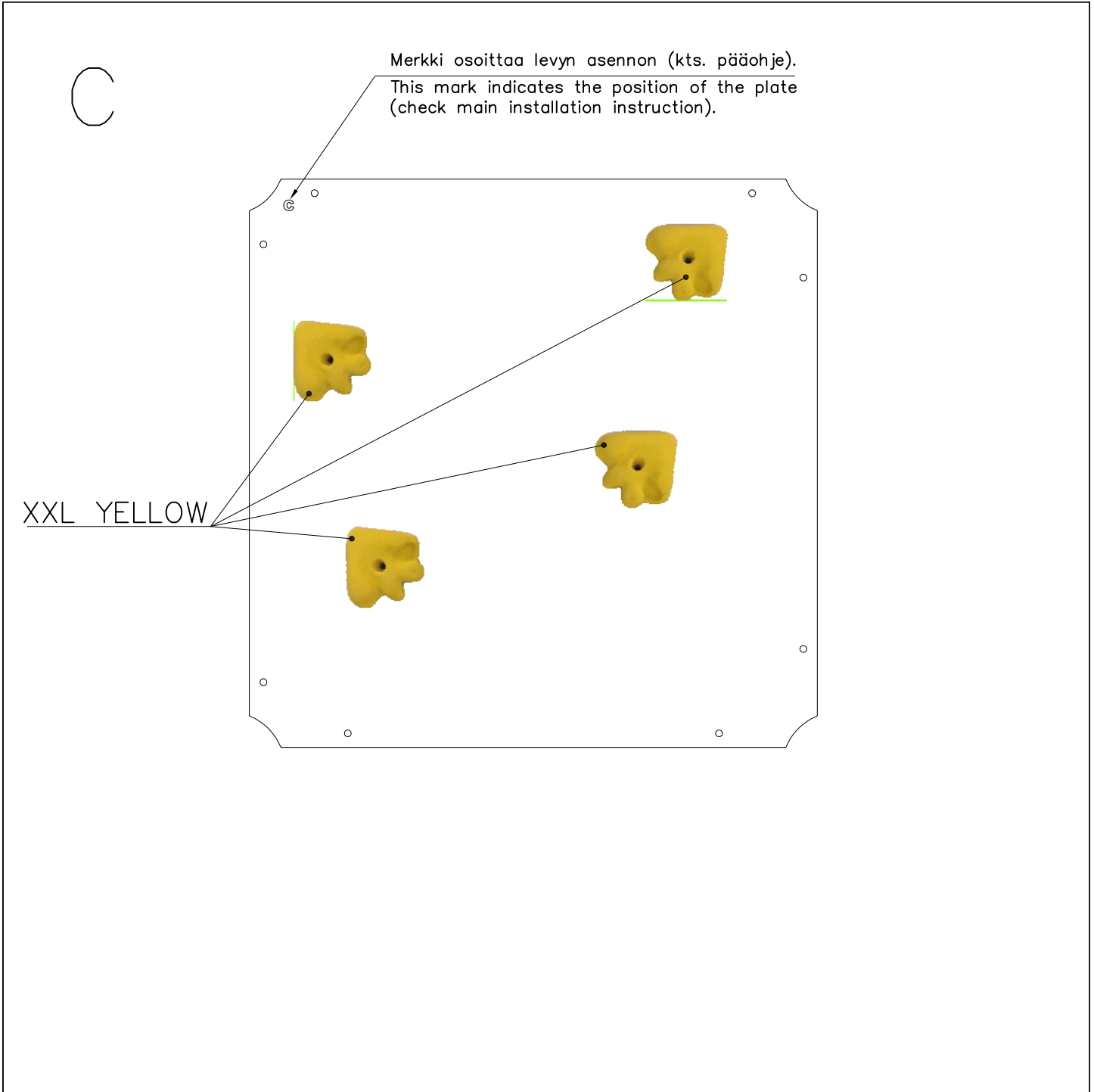
REMEMBER  
FINAL  
TIGHTENING

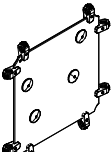

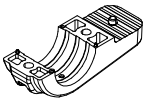

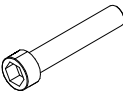
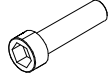


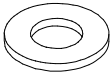


DET 7



DET 8





○ 703842	PCS ○ 703819	PCS ○ 902124	PCS ○ 980161	PCS ○ 902232	PCS ○ 902233	PCS ○ 905115
						
Mark C	D. GREY	150x50x50	M10	M10x55	M10x30	Ø30
	PCS ○ 905090	PCS ○ 901302	PCS ○ 904336	PCS * ○ 904302		
						
	Ø45	Ø20/10.5	Ø6x20	XXL YELLOW		

**HUOM!**

Otepalan asennus, säätö tai paikan vaihto.

Säätömahdollisuus (90°,180°,270°).

Jos asennetun otepalan suuntaa- tai paikkaa halutaan muuttaa.

Irrota otepalan kiinnityspultti ja otepala, käännä tai vaihda.

Siirrä tarvittaessa tappi oikeaan upotusreikään. Asenna avatut osat paikoilleen ja lopuksi kiinnitä muovitulppa Ø30 paikoilleen kaikkiin otekokoonpanoihin.

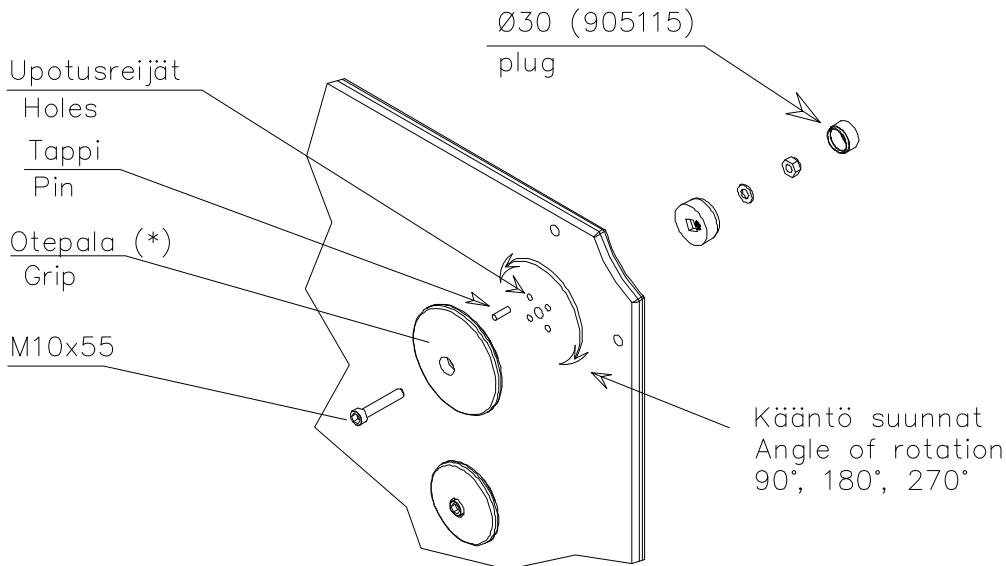
**NOTE:**

Grip positions and angles are adjustable (90°,180°270°).

Grip can be repositioned by removing the fastening bolt and pulling the grip off.

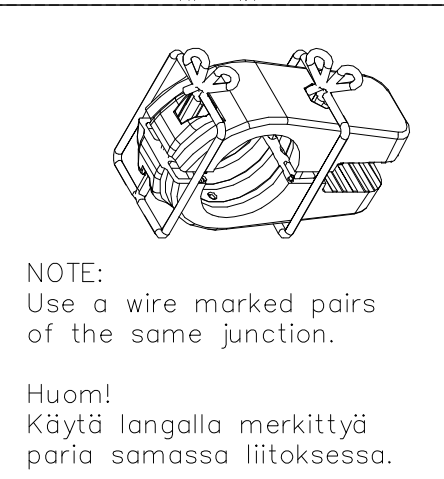
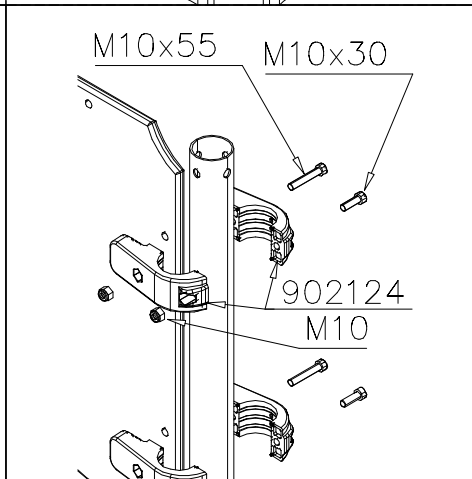
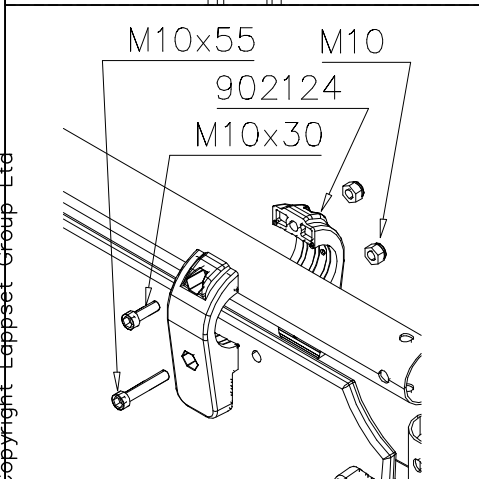
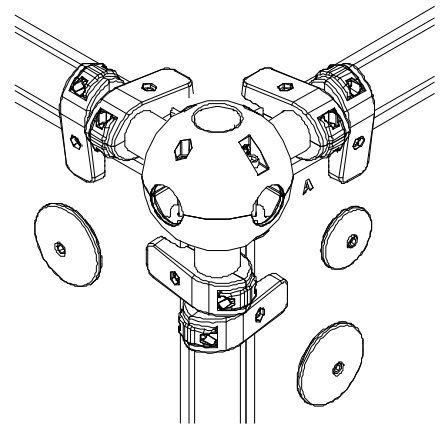
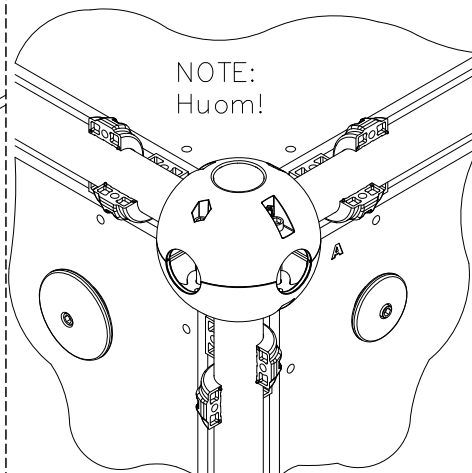
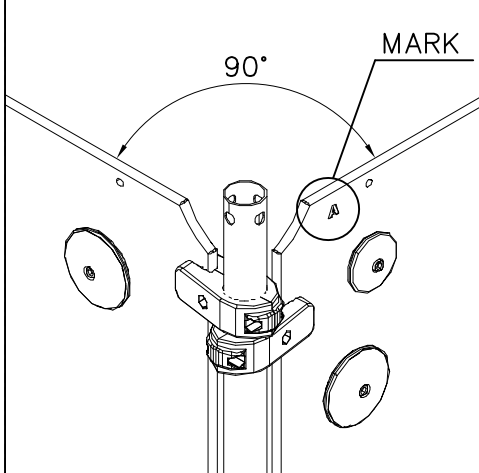
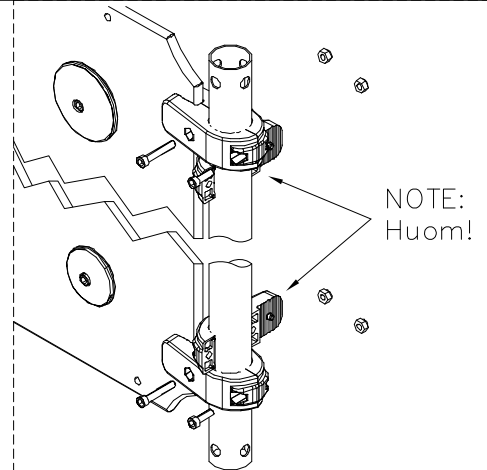
Securing pin can be repositioned when angle is changed.

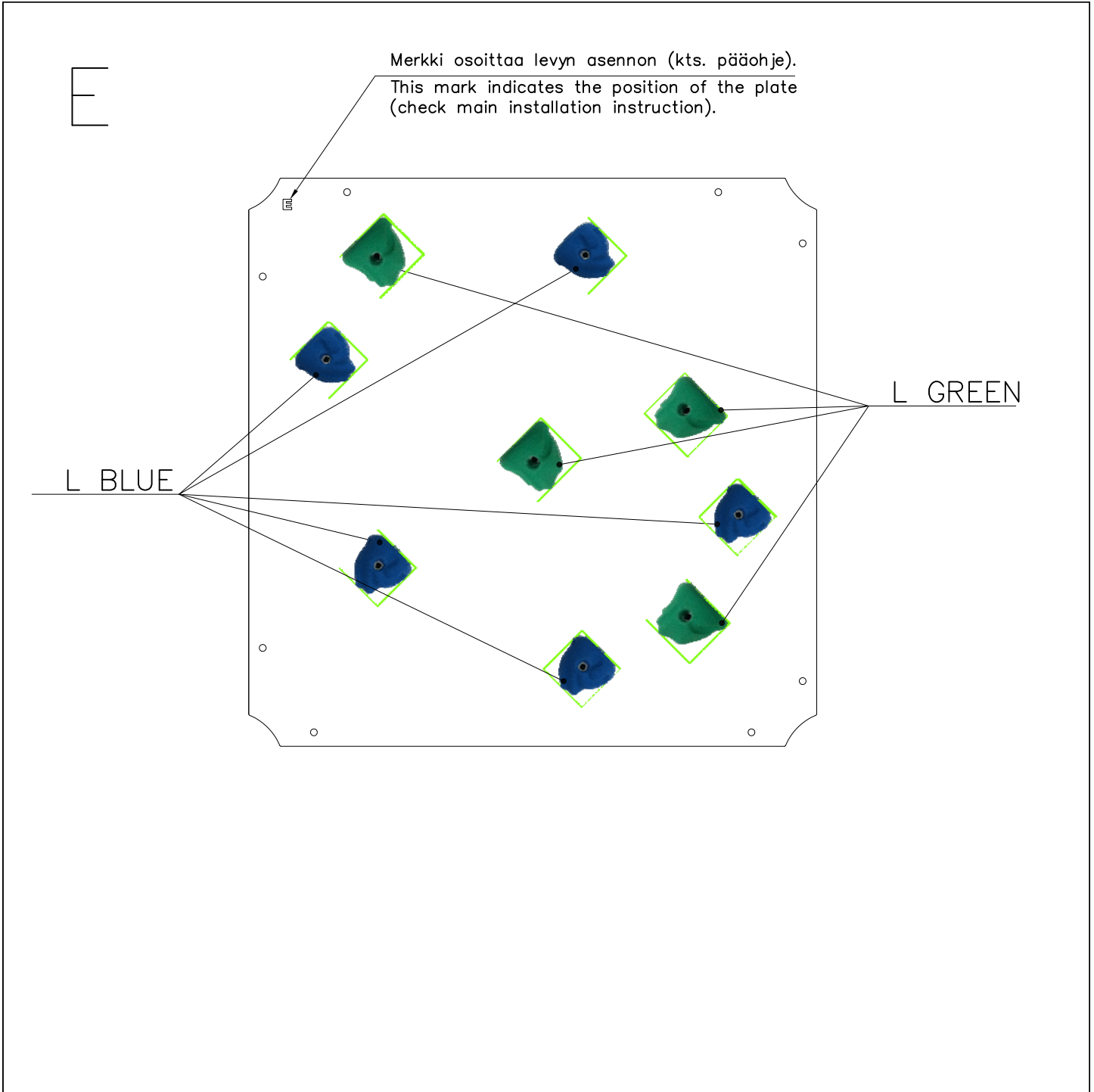
After the parts are reassembled. Finish the assembly by fastening the cover plugs (Ø30).



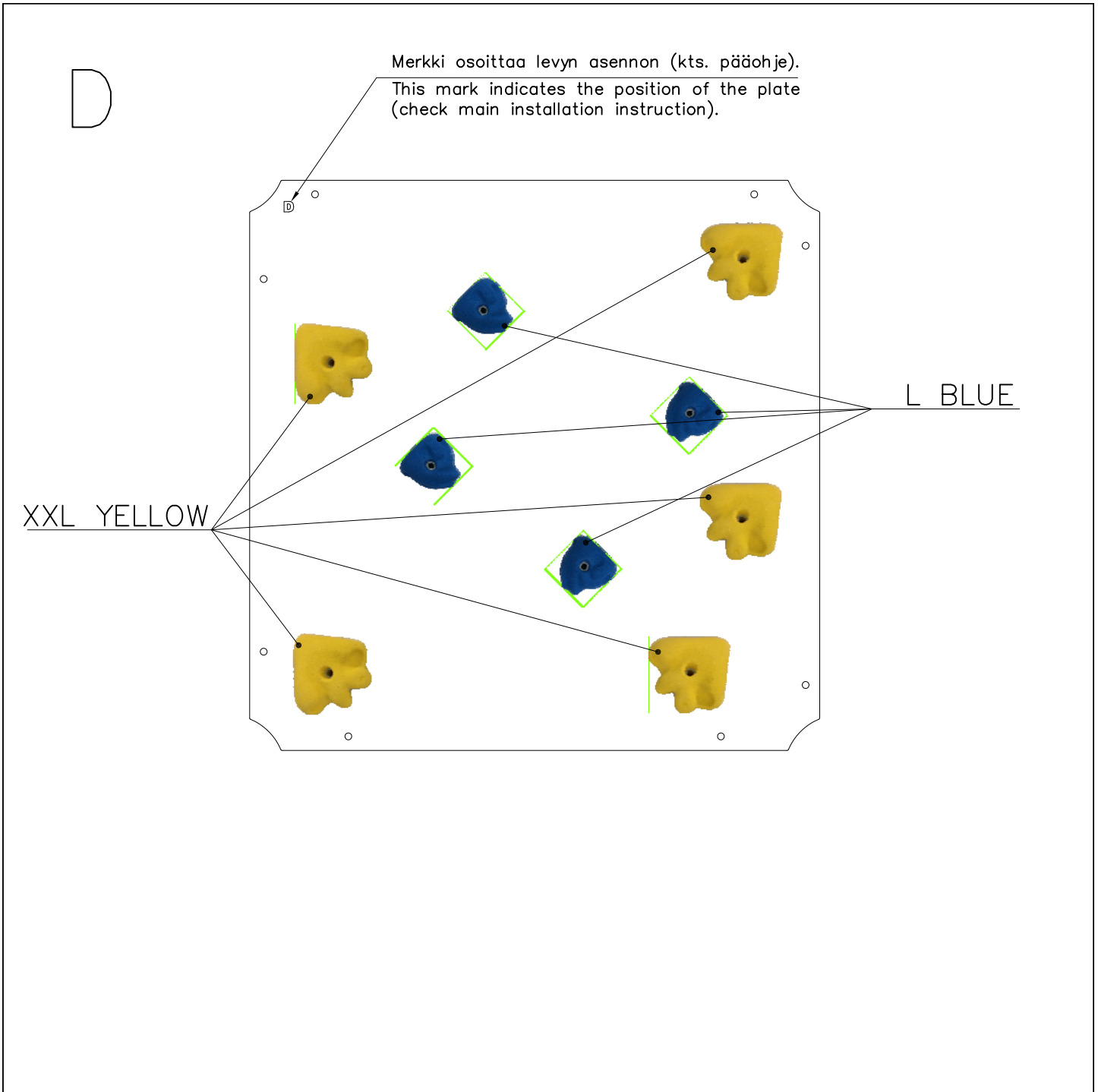
NOTE:  
When two or more plates are assembled directly next to each other, the connectors of ALL the adjacent plates need to be placed between the first plate and the tube while fixing the first wall plate. The connectors cannot be fitted through the gap between tube and completely fixed wall plate.

Huom:  
Kun yksi tai useampi levy asennetaan vierekkäin, tulee kaikkien vierekkäisten levyjen kiinnikkeet asettaa valmiiksi putken ja ensimmäisen levyn väliin. Kiinnityskappaleita ei voi pujottaa putken ja kiinnitetyn levyn välistä jälkepäin.





○ 703844	PCS ○ 703825	PCS ○ 902124	PCS ○ 980161	PCS ○ 902232	PCS ○ 902233	PCS ○ 905115
Mark E	YELLOW	150x50x50	M10	M10x55	M10x30	Ø30
	PCS ○ 905090	PCS ○ 901302	PCS ○ 904336	PCS * ○ 904297	PCS * ○ 904298	
	Ø45	Ø20/10.5	Ø6x20	L GREEN	L BLUE	



○ 703843	PCS ○ 703820	PCS ○ 902124	PCS ○ 980161	PCS ○ 902232	PCS ○ 902233	PCS ○ 905115
1	16	25	17	8	9	
Mark D	YELLOW	150x50x50	M10	M10x55	M10x30	Ø30
PCS ○ 905090	PCS ○ 901302	PCS ○ 904336	PCS * 904298	PCS * 904302	PCS	PCS
9	9	9	4	5		
Ø45	Ø20/10.5	Ø6x20	L BLUE	XXL YELLOW		