





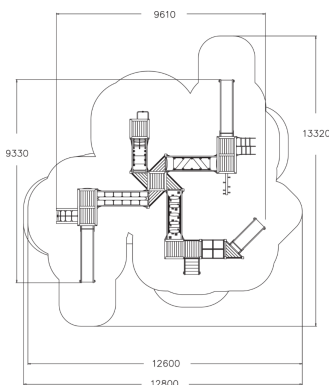
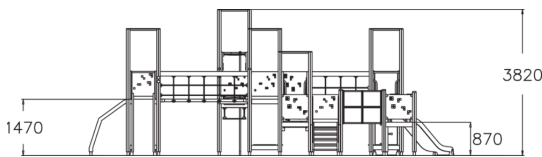






-  Bridges  
4
-  Climbing  
4
-  Play panels  
1
-  Roofs  
6
-  Slides  
3
-  Towers  
6



This is a large and diverse playground set that is bound to inspire all children. A lower (870 mm) and a higher (1,470 mm) tower make it exciting, and various different climbing elements work together to diversely develop the children's motor skills. The steps, tunnel and slide are suitable for safe sliding by the youngest ones. The taller tower can also be accessed by a rung net, curved climbing wall with rope, climbing frame with rungs or curved ladder and the exhilarating descent at high speed is via the slide or a fireman's pole. There is a fun board bridge and rung bridge for safe passage between the towers. Beneath the tower equipment there are labyrinth and roulette walls as well as 6 seats for having a rest when necessary.



|                               |   |
|-------------------------------|---|
| User age                      | 1+  |
| Number of users               | 51  |
| Product length, mm            | 9610  |
| Product width, mm             | 9330  |
| Product height, mm            | 3820  |
| Impact area, m <sup>2</sup>   | 104.3   |
| Falling space, m <sup>2</sup> | 108   |
| Height required, mm           | 3860  |
| Max. free fall height, mm     | 1970  |
| Safety info                   | EN 1176-1, 3 TÜV  |
| Installation time (for 1), H  | 44  |
| Foundation options            | deep_mounting<br>surface_mounting   |
| Wood                          |  |
| Metal                         |  |
| Colour of walls and HPL       |  |
| Ropes                         |  |