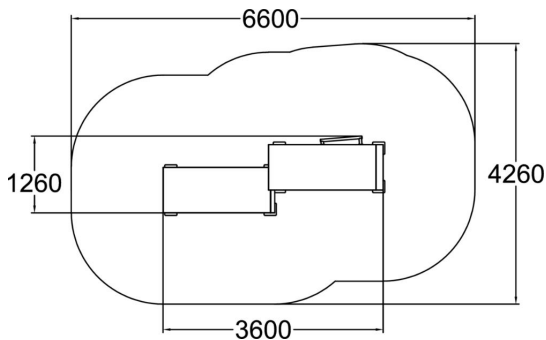
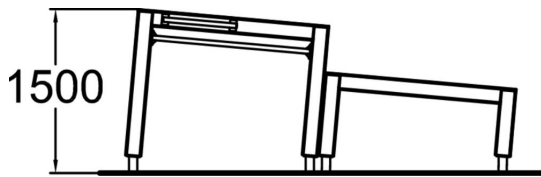



# Base Double S2



This combination of two bases offers various functions with go through's as well as vaults, pop-vaults, different beginner friendly wall techniques and climbing. The Bar elements adds hanging to the list of functions for kids. The slanted set up invites to jump in and try a run. The colours of the graphic elements in the inner walls of the higher Base are derived from the mural in the same area. This creates the unified and unique look that inspires to move.



Product length, mm	3600
Product width, mm	1260
Product height, mm	1500
Height required, mm	3600
Max. free fall height, mm	1500
Safety info	EN 16899 TÜV
Foundation options	Deep mounting Surface mounting
Wood	
Metal	