
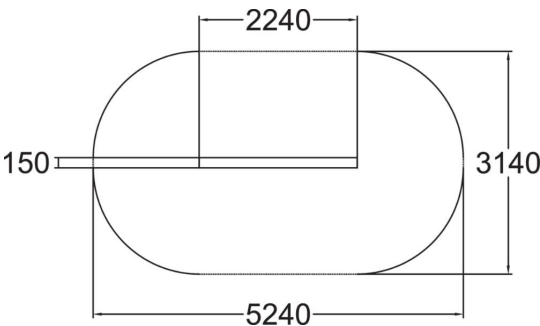



175022

Balancing Beam



A simple balance beam like this can be used in many ways, for example by installing several in a row to create diverse balancing routes, or placing them side by side to form an obstacle course. The beams can also be used to mark out different areas of a playground.



User age	3+
Number of users	4
Product length, mm	2240
Product width, mm	150
Product height, mm	370
Falling space, m²	14.5
Height required, mm	2170
Max. free fall height, mm	370
Safety info	EN 1176-1 TÜV
Installation time (for 1), H	1
Foundation options	deep_mounting
Wood	
Metal	